



The Western Cricketer



Year Book 2004-2005

Contents

ADMINISTRATION

Patron	3
Board	4-5
President	6
Chief Executive	7
Committees	72-74

REPRESENTATIVE CRICKET

Retravision Warriors	8-9
Coach	11
National Representatives	13
Pura Cup	14-24
Michael Hussey - Career Opens up in Style	25
Brad Hogg - Continues to Deliver for WA and Australia	26-27
ING Cup	28-38
Kade Harvey - A Man for All Seasons	39
Twenty20	41
Gold Cup - Martyn's Golden Summer	42-43

INTERNATIONAL CRICKET

Sri Lanka in Australia	45-47
ICC Champions Trophy	48
Australia in India	49-53
New Zealand in Australia	55-57
Pakistan in Australia	58-63
VB Series	64-65
West Indies in Australia	66
Australia in New Zealand	67-70

STAKEHOLDERS

Appreciation	75-77
Sponsors	78-80
Lord's Taverners WA	116-117
Museum	118

COMMUNITY CRICKET & GAME DEVELOPMENT

District Cricket	82-89
Olly Cooley Medal	91
Sunday League	92
Cricket Australia Cup	93
Under 19's and 17's	94-95
Junior Cricket	96-97
Cricket Operations	98-101
Umpiring	102
Game Development	103-104
Women's Cricket	106-108
Country Cricket	111-114

OBITUARIES

	119-121
--	---------

STATISTICS

	123
--	-----

CONSTITUTION

	197
--	-----

For the first time this year the WACA has produced separate publications of an Annual Report and The Western Cricketer. The Financial Statements of the Association's trading for the period ending 30 June 2005 appear in the Annual Report.

Office: WACA Ground, Nelson Crescent, East Perth 6004 • PO Box 6045, East Perth 6892

Telephone: (08) 9265 7222 • Facsimile: (08) 9221 1823 • Email: info@waca.com.au • Website: www.waca.com.au

Editor: Geoff Havercroft • **Design:** Christian Komnick • **Photography:** Getty Images & Contributors • **Statistics:** Charlie Bull

Cover: History Made at the WACA. Australia's first Interstate Twenty20 Match, January 12 2005. Man of the Match - Luke Ronchi.



Western Australian Cricket Association (Inc.)

Board*

CHAIRMAN

D.J. Williams

PRESIDENT

D.K. Lillee MBE

VICE PRESIDENTS

W.J. Edwards, C.A.C. Fear,

G.M. Wood, J.B. Gannon

HONORARY TREASURER

A.D. Rule

MEMBERS' REPRESENTATIVES

D.H. Foster, W.D. Hill, R.M. McLean,

K.J. Penter, J. Shepherd, D.J. Williams

CLUB CRICKET COUNCIL REPRESENTATIVES

P.L. Murphy, I. Waite, M.A. Weinman,

J.A. Worland

AUDITOR

PKF

*From October 2004

Administration*

CHIEF EXECUTIVE OFFICER

A.I.C. Dodemaide

ASSOCIATION SECRETARY

G. Havercroft

Senior Management*

CRICKET

R.S. Langer

BUSINESS DEVELOPMENT

P. Loveridge

OPERATIONS

W.D. Howells

CHIEF FINANCIAL OFFICER

R.H. Nelson

HEAD CURATOR

R. Winter

*As at June 2005

Relationship to Cricket Australia



CRICKET AUSTRALIA

The WACA is part of the decision making structure for cricket in Australia and the financial distribution from its activities.

Directors appointed by the WACA Board to represent the Association on the Board of Cricket Australia in 2004-2005 were WJ Edwards and (RG Paulsen until September 2004 and DH Foster from October 2004).



Cricket Australia Meetings

	Meetings of Directors	Game Development	Industrial Relations	International
WJ Edwards	9/9	-	2/2	3/3
DH Foster OAM	7/7	2/2	-	-
RG Paulsen	1/2	-	-	-



The WACA was again privileged by His Excellency the Governor of Western Australia, Lieutenant General John Sanderson's AC willingness to continue to act as the Honorary Patron of the WACA and thus perpetuate a Vice Regal tradition of affinity with this Association of well in excess of one hundred years

Western Australia's popular Governor possesses a great love and knowledge of cricket and sport generally. We are always very honoured and pleased when the opportunity permits His Excellency and Mrs Sanderson to attend WACA matches and functions.

After serving two consecutive terms as Governor of Western Australia, Lieutenant General Sanderson retires from office with effect from October 31 2005.

The opportunity is taken to thank and congratulate His Excellency for his highly distinguished term of office and wish him and Mrs Sanderson good health and happiness in their retirement.



Government House, Perth



Board



D.K. (Dennis) Lillee MBE
President



D.J. (David) Williams
Chairman of the Board



A.D. (Alan) Rule
Honorary Treasurer



W.J.(Wally) Edwards
Vice President
Cricket Australia Director



C.A.C. (Charles) Fear
Vice President



G.M. (Graeme) Wood
Vice President



J.B. (Sam) Gannon
Vice President



A.I.C. (Tony) Dodemaide
Chief Executive Officer



G.(Geoff) Havercroft
Association Secretary

Elected Members' Representatives



K.J. (Kevan) Penter



D.H. (Daryl) Foster OAM
Cricket Australia Director



J.L. (Justin) Shepherd



W.D. (Wayne) Hill



D.J. (David) Williams



R.M. (Ross) McLean

Club Cricket Council Elected Representatives



P.L. (Peter) Murphy



I. (Ian) Waite



M.A. (Mark) Weinman



J.A. (John) Worland



President

Dennis Lillee MBE



Although I have said so in other WACA publications and forums in the past year, as a more permanent record I express appreciation to Members for the honour of being elected to serve as your President. Similarly, I record my thanks, I suggest on behalf of all WACA Members, to Board members who retired last September.

I am also pleased to note my predecessor Brian Rakich was created a Member in the Order of Australia in the June 2005 Queens Birthday Honours listings in recognition of almost four decades of honorary service to cricket in WA and to the WACA.

When I was given your trust to act as your President, I was aware that I was entering a new field with a set of challenges and skill requirements, different from anything I have previously encountered. While I had to make some adjustments, I have found my role to be stimulating and rewarding amid the extensive workload that I and my Board colleagues identified as necessary to be done to revive the on and off field reputation of the Association and Western Australian cricket.

Since being elected, the new Board has presided over some significant achievements. Notable among these has been a change to the Constitution enacted with the valued support of Members that for the first time in our history, provides forums and processes to enable the entire cricket community's needs to be considered in WACA decision making.

As covered more fully in the Treasurer's Report and Financial Statements, there has been a substantial and pleasingly positive turn around in the Association's trading as opposed to the results declared to Members last year. This result has been achieved with a determined discipline from both your Board and Management.

However there is still much work to be done on our finances. Our operational structure in pursuit of revenue to support and develop cricket facilities and resources must recognise the inescapable reality that our venue is presently under utilised. In response to that reality, earlier this year a Board appointed committee undertook a thorough review of all aspects of the Association's business and staffing resources. Some difficult decisions had to be made especially those involving staff. To those people adversely impacted by necessary changes, I thank them for their understanding of the circumstances and for their past contribution to the WACA. The new operational structure is designed to better equip the Association to meet its fixed commitments and pave the way to dedicate resources to develop cricket in Western Australia.

As a vital part in reversing our financial position, your elected Board made representations to the Western Australian Government for funding assistance for the WACA.

Just prior to Christmas the Hon Bob Kucera MLA Minister for Sport and Recreation, announced that the WACA would receive a \$5m funding assistance package.

This Annual Report records appreciation to the WA Government, the Minister and the Director of the Department of Sport and Recreation for the manner in which they have responded to the needs of cricket and the WACA. The Government's contribution will greatly assist the Association to meet its financial commitments and obligations to develop and prosper cricket.

After the disappointment of the previous years out of season Test match against Zimbabwe, the 2004-2005 Test match against Pakistan set new attendance records and generated considerably enhanced Member and public satisfaction from new initiatives introduced.

Your Board has successfully 'lobbied' Cricket Australia to secure an historic Test match against South Africa at the WACA in December 2005. With an Ashes Test match to follow in 2006, WACA Members and West Australian cricket lovers have now been rewarded with cricket programs they deserve.

For all of these significant achievements I pay tribute to the leadership, energy and intellect provided by the Chairman of the Board David Williams. Despite his own considerable business commitments he has always found the time to tackle the hard issues confronting the WACA and through his example, he has enjoyed the support of other Members of the Board in their collective endeavours to make a positive impact on the Association and cricket in this State.

I also pay tribute to the WACA CEO Tony Dodemaide for his contribution to the administration of the Association. Tony came to the WACA with a significant cricket and commercial background, a kit bag of skills which have been well used in consultation with the Chairman and the Board and he has also been well supported by his senior management and staff.

The cricket season promised much success but sadly the team's performances faltered in the last few matches leaving us to ponder what might have been. There is much talent in the Retravision Warriors squad and under Coach Wayne Clark we look forward to them translating their unquestioned ability into trophies this coming season.

At the highest level, Western Australians continue to comprise a substantial proportion of national teams. I congratulate Adam Gilchrist, Justin Langer, Damien Martyn, Brad Hogg and Michael Hussey, not only for their continued Australian selection but also for their performances when wearing the green and gold in international competition.

I conclude my report by expressing appreciation to WACA Members and our many corporate friends for their support and trust, without which none of the described achievements would have been possible. The continuity of that support is critical to our future plans and ambitions for the success of the WACA and West Australian cricket.

Shortly before this edition of the Western Cricketer went to print, came the sad news of the passing of former WACA President BA (Bernie) Prindiville AO CMG KCSG. Refer the obituaries section for our tribute to this great administrator.

Dennis Lillee



This is my second report to Members through the Association's Annual Report and the first which canvasses a full twelve months of its business operations. When last reporting I advised that I was very pleased to be appointed as CEO of the WACA and how much I was looking forward to the challenges that lay ahead.

The passage of twelve months has not done anything to alter those sentiments and it is appropriate to record the issues that have been tackled to date and the challenges that lie ahead for the Association many of which are dealt with elsewhere in this publication by the WACA President and Treasurer.

As the first of the Objects of the Association's constitution states 'to promote, develop and provide leadership of cricket in Western Australia', I am confident that Members will be pleased to observe in the President's message, the concerted endeavours and achievements that now ensure representation in strategic planning and decision making for the wider Western Australian cricket community.

These newly created relationships can only bode well for the future of cricket in this State.

The year under review represented many challenges to arrest a succession of negative financial results for this Association since 2000-2001. As can be seen from the Treasurer's report and consistent with the commitment made to Members at the 2004 AGM, considerable energies and disciplines were devoted to improving our trading position. That hard work has been rewarded with a near \$1m improvement from 2003-2004.

I acknowledge the enormous work done by the Treasurer, Alan Rule and other members of the Finance and Audit Committee along with the WACA CFO Roger Nelson that has played a large part in the implementation of those disciplines and the monitoring of them that have greatly assisted those results.

While these results indicate a pleasing reversal from recent years, it is a positive trend that must be maintained. Your Board and management are totally committed to improving the Association's financial position even further.

The year under review has required substantial leadership and strategic planning from the Board. I am personally grateful for the guidance and assistance that I have received from the WACA Board Chairman David Williams and collectively from the entire Board in these important areas.

The WACA must have a close working relationship with Cricket Australia to ensure that our strategies for cricket development, commercial sponsorships and the staging of interstate and international cricket are consistent with their own. Therefore it is pleasing to report the close working relationship that the WACA enjoys with Cricket Australia and in particular through their CEO James Sutherland and his senior management operatives.

The performance of WACA appointed Directors to the Board of Cricket Australia is also critical to the timely and accurate dissemination of information from Cricket Australia. I pay tribute to the contributions of Wally Edwards and Daryl Foster in this regard.

We congratulate Cricket Australia for their many commercial achievements and the continued position of pre-eminence that Australia has in world cricket rankings in all forms of the game.

An acknowledgement in this report would not be complete without also recognising the dedicated contributions of WACA Management and staff many of whom work under substantial work pressures in a difficult physical environment. It is hoped that the new financial year will see the advancement of the long promised staff accommodation to replace the primitive transportable units in which cricket operations are presently obliged to work.

To the many volunteers, local Government and Shires that enable cricket to be played over such a wide spectrum of areas, genders and ages, please accept my thanks and congratulations for the most important roles that you play and functions that you perform.

Thank you also to the members of the many diverse sectors of the media, that provide free of charge awareness and promotion of cricket in Western Australia to the masses.

A separate section of The Western Cricketer is devoted to an appreciation of the many WACA corporate sponsors and supporters, but it is also appropriate to make reference here to the wonderful loyalty and support of those many institutions large and small who combine to assist the WACA and West Australian cricket. In particular, I publicly acknowledge the generous support of Retravision for again aligning their Company and its sponsorship dollars with the Retravision Warriors and Carlton & United Beverages, who remain a great supporter of cricket both here in WA and Australia wide.

And lastly to our WACA Members, I say that your continued support has been a cornerstone of the Association's financial revival with an impressive 94.5% of Members retaining their Membership last year and a further 620 making a new allegiance to the WACA and West Australian cricket. We trust you enjoyed the improvements to the Membership package and will continue to support us.

To encourage your renewal, and indeed help us to recruit more Members, we have retained the subscriptions at 2004-2005 levels. Whilst many will note the adjustments to the cost of the optional guest card available to adult Memberships, we are sure you will agree it still represents outstanding value, given its flexibility, the quality of the 2005-2006 cricket program, and the new initiatives to make your day at the cricket more comfortable and enjoyable.

I look forward to seeing you at the cricket in 2005-2006 and wish the Retravision Warriors every success in their trophy campaigns in the Pura Cup, ING Cup and Twenty20 competitions.

Tony Dodemaide



Retravisision Warriors



Wayne Clark (Coach)



Justin Langer (C)



Michael Hussey (VC)



Ryan Campbell



Beau Casson



Michael Clark



Brett Dorey



Ben Edmondson



Sean Ervine



Adam Gilchrist



Murray Goodwin



Kade Harvey



Brad Hogg



Sam Howman



Steve Magoffin



Shaun Marsh



Damien Martyn



Scott Meuleman



Marcus North



Chris Rogers



Luke Ronchi



Craig Simmons



Adam Voges



Darren Wates



Brad Williams



ROOKIES



Justin Coetzee



Liam Davis



Peter Worthington



Aaron Heal



Steven Jacques



Andrew James

best choice for a long innings



Some Lessons Learnt But the Future Looks Bright

'What could have been' is an appropriate statement to describe the season for the Warriors, in both forms of the game.

After tremendous efforts throughout the season we were unable to finish off at the vital part of the year. Of course it was disappointing for all involved and all need to assess those final weeks and learn from the experience, so as to avoid a repeat when we get into a similar situation.

As much as there was disappointment there were some real positives for our future.

The emergence of two younger players in Shaun Marsh and Adam Voges speaks well for our future, and the continued solid performance of our batsmen was pleasing.

Marcus North's form was excellent and Mike Hussey, Murray Goodwin and Chris Rogers showed they will play a vital part in Western Australian cricket for many years to come.

Injuries to bowlers meant difficulty in knocking sides over later in the year, but there was plenty to show we have great talent in the bowling ranks.

Steve Magoffin in his first season showed he fits well into the First-Class scene, as did Brett Dorey. Add a fit Brad Williams, Mathew Inness now a contracted Retravisision Warriors player for 2005-2006 season and Ben Edmondson and things look promising.

Ryan Campbell and Luke Ronchi shared the wicket keeping duties between the four day and limited overs competitions with each putting in solid seasons.

Our internationals again excelled and congratulations must go to Marto, Gilly, JL, Hoggy and Huss on their very successful efforts.

I'm confident that there will be others that will join them over the next couple of seasons – producing international players is something we pride ourselves on.

Despite the disappointments we look forward to next season with confidence and hope to bring success to our loyal Members and supporters.



Shaun Marsh



Brett Dorey



**Smack 'em around
the paddock.**



Anything for a Masters®



Masters® Proud sponsors of the Warriors.

Adam Gilchrist

Australian Test and ODI Team

The explosive wicketkeeper-batsman scored five Test centuries in 12 Test matches from October 04 through to March 05 in his most successful Australian summer ever. Averages 55 in Test cricket and 35 in ODI's. In the absence of the injured Ricky Ponting, captained Australia in the first 3 Tests in India and to an unassailable 2-0 series lead and a place in Australian cricket history.

Damien Martyn

Australian Test and ODI Team

Enjoyed his most successful year ever in the Australian team. Starred in Australia's historic series victory over India on the sub-continent with 444 runs and two centuries. Averages 51 in Test cricket and made five centuries last summer.

Justin Langer

Australian Test Team

Scored more Test runs in 2004 than any other batsman in world cricket with 1481 runs and five centuries with a top score of 191 against Pakistan at the WACA Ground.

Michael Hussey

Australian ODI Team and Australia A

Brilliant and consistent performances for WA led to his selection in the Australian ODI squad that toured New Zealand where he played four matches without being dismissed. Toured England with the Australian ODI team prior to the Test matches and again performed with great distinction.

Brad Hogg

Australian ODI Team

The fittest member of the Australian team continued to impress in ODI's. Took career-best figures of 5-32 against the West Indies in the VB Series and selected to tour England with the Australian ODI team where he again was a leading wicket taker.

Marcus North

Australia A

Selection in the Australian A Team in limited overs matches against Pakistan and the West Indies is further evidence that his ability and performances are viewed positively by the national selectors. Higher honours are possible for Marcus if his form of recent seasons can be maintained.





Pura Cup

By Simon Moore-Crouch WACA Communications Officer

After finishing fourth and fifth respectively in the previous two seasons, the Warriors enjoyed a consistent season and were well placed to contest the Pura Cup Final until an unexpected defeat at home against South Australia at the WACA Ground in the penultimate round.

The Retravision Warriors then needed an outright win over Queensland at the Gabba in the final round to make it to the Final but the task proved too large and the Warriors were destined to watch the Blues take the title against the Bulls in Brisbane a week later.

The Warriors won five consecutive matches outright from December through to February. The side showed incredible self belief in away victories over Victoria and Tasmania, and illustrated their ruthless streak with clinical displays at home against New South Wales and Victoria.

Throughout the summer it was the Warriors powerful batting line up that led the way. WA boasted six batsmen in the top 21 of the national batting aggregates.

Murray Goodwin continued on from where he left off last summer, leading the WA aggregates with 840 runs at 49.41. Marcus North was Mr Consistent with his 747 runs coming off the back of eight half centuries.

Hussey hit two double tons (home knocks of 210 against Tasmania and 223 not out versus Victoria) and became the first player to carry his bat through a Pura Cup innings while scoring a double century.

Chris Rogers bounced back from off-season surgery to his shoulder and hamstring to notch 645 runs, with a top score of 153 coming against Victoria at the Junction Oval.

Ryan Campbell and Shaun Marsh rounded out the top six WA batsmen, both scoring over 500 runs for the season. Campbell was his typical swashbuckling self with his 144 against Queensland at the WACA coming off only 142 balls with eight sixes. Marsh came of age with two crucial centuries on his home turf against Tasmania (101) and South Australia (103 not out).

Of the other recognised batsmen, Justin Langer scored two centuries including a cracking century before lunch against New South Wales in February and averaged 66.40 for the season while Adam Voges scored his maiden first class century amid a season average 72.40 and became a regular in the WA top order.

Injuries conspired to rob WA of a consistent bowling attack throughout the season and it showed, with Ben Edmondson and First Class debutant Steve Magoffin leading the wicket-taking with 29 and 28 victims respectively.

Former Queenslander Magoffin also claimed one of only two five wicket hauls by a Warriors' bowler with his 5-76 against Tasmania at Bellerive Oval. Australian One-day bowler Brad Hogg snared the other, with his career-best 6-44 coming against Tasmania at the WACA.

An undoubted highlight was the emergence of Brett Dorey.

He made his First-Class debut against Queensland at the WACA after progressing from grade cricket with Fremantle to the Second XI and finally, the Warriors side. A genuine swing bowler who generates steep bounce, Dorey claimed 15 wickets at 28.40 in his five matches, in a sadly all too injury ravaged season.

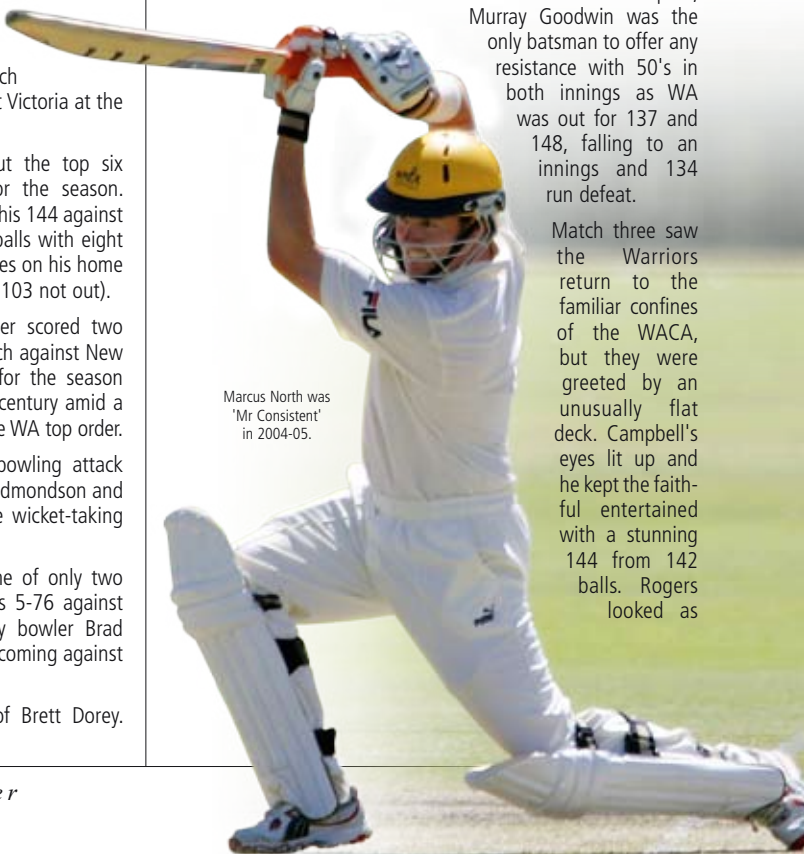


WA commenced the season in October with a comprehensive victory over Tasmania at the WACA. Magoffin grabbed 4-70 on debut as Tasmania made 258 in their first innings. Hussey let everyone know he was set for a big season with a stunning 210 while Marsh scored his first ton on home soil with 101 as WA declared at 9-478. Hogg then routed the Tigers dismissing them for 244. The meagre 28 runs for victory were achieved with ease.

The first hiccup in the 2004-05 Pura Cup season came in the form of NSW batsman Dominic Thornely. On a turning deck at the SCG, WA played both Hogg and Casson and had the Blues in all sorts of trouble at 9-200. Thornely then turned the match on its head with some of the most amazing batting ever seen in the Pura Cup competition. He smashed a record 11 sixes in his 261 not out as he added an incredible 219 for the final wicket with Stuart MacGill.

To continue the Warriors pain, Murray Goodwin was the only batsman to offer any resistance with 50's in both innings as WA was out for 137 and 148, falling to an innings and 134 run defeat.

Match three saw the Warriors return to the familiar confines of the WACA, but they were greeted by an unusually flat deck. Campbell's eyes lit up and he kept the faithful entertained with a stunning 144 from 142 balls. Rogers looked as



Marcus North was 'Mr Consistent' in 2004-05.



though he hadn't missed a match, scoring a stylish 95 in his first appearance for the season in WA's total of 512.

Shane Watson (136) and Andrew Symonds (126) having had enough of chasing leather in the field, returned the favour with a 196 run partnership as the Bulls made 561. The match ended in a draw with WA declaring at 4-234 in their second innings, Marcus North not out on 78.

The first week of December saw the Warriors kick start their season, with the first of five consecutive outright victories. Against Victoria at the Junction Oval, Goodwin made 130 in WA's first innings of 277 before Dorey and Edmondson both took three wickets to dismiss the Vics for 152. Rogers then continued his good form with 153 as Hussey declared WA's second innings closed at 6-329. Set 453 to win, an unlikely victory looked possible for the Bushrangers after Matthew Elliott (120) and David Hussey (109 not out) both hit centuries. Enter Kade Harvey, who showed his class with 4-89 to bowl WA to a 46 run win.

Next stop was Adelaide Oval and a clash with a young South Australian side. The Warriors were in dire straits after firebrands Shaun Tait and Paul Rofe routed the top order. The experienced head of Hogg then rescued them with a much needed century (109), as the visitors made 248.

Magoffin and Edmondson followed the lead of Tait and Rofe, taking four and three wickets respectively and dismissing the Redbacks for 131. Hogg repeated the first innings heroics with the bat in the second dig, scoring another 61 and with some help

from North (67), led WA to a 233 total. The Australian One-day player then showed his all-round ability by snaring 3-46 as South Australia fell 106 runs short of the required victory total.

Victoria came to the WACA in mid January keen to avenge their home loss from earlier in the season. The Warriors would have none of it though and demoralised the Bushrangers with an innings and 107 run victory. WA unleashed a four pronged pace attack and it paid dividends, with the visitors all out for 155 in their first innings.

Brad Williams and Edmondson shared the spoils with three wickets apiece. The leadership hierarchy of Langer (75) and Hussey (223 not out) then batted WA into an unbeatable position, when posting 464 in reply. Williams and Edmondson repeated their first innings bowling efforts with three wickets each as the Ken Meuleman Shield found its inaugural home at the WACA.

Bat dominated ball in one of the most exciting matches of the season at Bellerive Oval in late January. After watching the indomitable Michael Bevan lead Tasmania to 500 in their first innings with a splendid 190, Goodwin scored 138 as Hussey declared the Warriors innings closed at 9-331. Bevan added another 'ton' (114 not out) in the second innings as his side set WA a victory target of 395. Smart batting from the top six, led by Hussey's 95 and North's 94 not out, saw the Warriors record an incredible victory by four wickets.

New South Wales journeyed across the country to take on WA in a top of the table clash in the final week of February and once again it was the batsmen who shone. Thornely again proved a nemesis with another century (100) before Williams claimed him as one of his four wickets in the Blues first innings of 305.

Langer then took a liking to his former Test team mate Stuart MacGill, despatching him for 22 off one over on his way to 134 off 114 balls. At one stage Langer hit MacGill for three consecutive sixes. Voges added 128 as the Warriors made a colossal 8-607 declared. Centuries from Greg Mail (101) and James Packman (107) helped NSW to 409 in their second innings but a 107 run target was never going to be enough; the Warriors making it with eight wickets in hand.

WA's five match winning streak came to an abrupt halt at the hands of bottom side South Australia. In an entertaining match at the WACA. Youngsters Callum Ferguson (114) and Daniel Harris (82) put the Redbacks (457) in a strong position after their first innings, despite the best efforts of Magoffin (3-91). WA then struggled with the bat, North (73) the only batsmen to come to grips with the varied SA attack as the home side were dismissed for 178.

Dorey (4-53) and Edmondson (3-54) dragged the Warriors back into the match in the second innings, Darren Lehmann declaring with his side at 9-217. Set 496 for victory, Langer (120) and Goodwin (95) guided WA into a strong position before the Redbacks hit back. Marsh (103 not out) showed great maturity to keep the Warriors in with a chance, but ran out of partners as the home side fell to a disappointing 42 run loss.

With their season on the line WA headed to the Gabba to take on arch rivals Queensland. Dorey was in fine form with the ball (3-28), taking three early wickets before breaking down with injury as the Bulls made 354 in their first innings.

WA were headed for first innings points after good knocks from Rogers (83) and North (88) but Bichel (3-70) cleaned up the tail to leave WA 31 runs short. With Dorey unable to bowl, the Warriors attack did a sterling job to have Queensland at 8-288 but they were unable to wipe out the tail. Wade Secombe frustrated the visitors, adding another 121 runs with Mitchell Johnson and Joe Dawes to bat WA out of the match. Set an unrealistic victory target the WA top order batted out the final afternoon, making 4-199 in their final innings of the season.



Ben Edmondson generated great pace in his second season.



Steve Magoffin shouldered a heavy workload in his first season of State cricket.

SONY SHARP Panasonic SAMSUNG NEC JVC PHILIPS

Want LCD TV? We've got it.



HUGE RANGE. EXPERT ADVICE. LOWEST PRICES GUARANTEED.*

- Stylish slim designs • Superior crystal clear pictures
- Home cinema experience • Peace of mind with longer screen life
- Save money with half the power consumption of plasmas
- Multi-purpose technology - view image stills, photos or connect to your PC

RETRAVISION



MAJOR SPONSOR

*Conditions apply, see in-store for details.

MJBB/RETS3758-B



Match Results

WESTERN AUSTRALIA V TASMANIA

Perth, October 17-20, 2004

Points: WA 6; Tasmania 0

Tasmania 258 and 244 lost to WA 9/478 decl'd and 1/28 (Hussey 210, Marsh 101, Voges 52*) (Magoffin 4/70, Wates 3/59) (Hogg 6/44)

WESTERN AUSTRALIA V NEW SOUTH WALES

Sydney, November 2-4, 2004

Points: WA 0; NSW 6

NSW 419 defeated WA 137 and 148 (Hussey 55, Campbell 28) (Goodwin 58, Hogg 22) (Casson 3/88, Wates 2/71)

WESTERN AUSTRALIA V QUEENSLAND

Perth, November 21-24, 2004

Points: WA 0; Queensland 2

WA 512 and 4/234 drew with Queensland 561 (Campbell 144, Rogers 95, North 70, Wates 53) (North 78*, Marsh 68, Campbell 53*) (Hogg 4/121)

WESTERN AUSTRALIA V VICTORIA

St Kilda, December 1-4, 2004

Points: WA 6; Victoria 0

WA 277 and 6/329 decl'd defeated Victoria 152 and 408 (Goodwin 130, Marsh 34) (Rogers 153, North 57, Hussey 36) (Dorey 3/26, Edmondson 3/42) (Harvey 4/89, Magoffin 3/49)

WESTERN AUSTRALIA V SOUTH AUSTRALIA

Adelaide, December 19-22, 2004

Points: WA 6; SA 0

WA 248 and 233 defeated South Australia 131 and 244 (Hogg 109, Rogers 44, Marsh 41) (North 67, Hogg 61) (Magoffin 4/27, Edmondson 3/45) (Hogg 3/46)

WESTERN AUSTRALIA V VICTORIA

Perth, January 16-18, 2005

Points: WA 6; Victoria 0

Victoria 155 and 202 lost to WA 464 (Hussey 223*, Langer 75, Campbell 46, Goodwin 40) (Williams 3/41, Edmondson 3/61) (Williams 3/45, Wates 3/70, Edmondson 3/52)

WESTERN AUSTRALIA V TASMANIA

Hobart, January 28-31, 2005

Points: WA 6; Tasmania 2

Tasmania 500 and 5/226 decl'd lost to WA 9/331 decl'd and 4/397 (Goodwin 138, North 59, Campbell 51, Voges 38) (Hussey 95, North 94*, Rogers 74, Voges 55*, Marsh 41) (Magoffin 5/76, Casson 3/89) (Edmondson 2/53)

WESTERN AUSTRALIA V NEW SOUTH WALES

Perth, February 24-27, 2005

Points: WA 6; NSW 0

NSW 305 and 409 lost to WA 8/607 decl'd and 2/108 (Langer 134, Voges 128, Goodwin 86, Campbell 74, Worthington 73) (Goodwin 49*, North 44*) (Williams 4/53, Voges 2/43) (North 3/93)

WESTERN AUSTRALIA V SOUTH AUSTRALIA

Perth, March 3-6, 2005

Points: WA 0; SA 6

South Australia 457 and 8/217 decl'd defeated WA 178 and 454 (North 73, Marsh 34) (Langer 120, Marsh 103*, Goodwin 95) (Magoffin 3/91) (Dorey 4/53, Edmondson 3/54)

WESTERN AUSTRALIA V QUEENSLAND

Brisbane, March 10-13, 2005

Points: WA 0; QLD 2

Queensland 354 and 409 drew with WA 323 and 4/199 (North 87, Rogers 82, Goodwin 59) (Hussey 54, Rogers 45, Goodwin 45, North 45) (Dorey 3/28, Hussey 3/45) (Hussey 3/34)



Beau Casson

Pura Cup Table

	Mtchs	WO	WI	LO	LI	Pts
QLD	10	6	2	1	1	42
NSW	10	6	2	2	-	40
WA	10	6	-	2	2	36
VIC	10	4	-	6	-	24
SA	10	3	-	7	-	18
TAS	10	1	-	8	1	10



Batting

Player	Matches	Inn	N.O	H.S	Runs	Ave	100	50	CT/ST
PC Worthington	1	1	-	73	73	73.00	-	1	2
AC Voges	6	9	4	128	362	72.40	1	2	7
JL Langer	3	5	-	134	332	66.40	2	1	2
MW Goodwin	10	17	2	138	838	55.87	2	5	3
ME Hussey	8	15	2	*223	705	54.23	2	2	9
MJ North	9	17	3	*94	746	53.28	-	8	4
CJ Rogers	8	14	-	153	628	44.86	1	3	8
GB Hogg	4	6	-	109	243	40.50	1	1	3
RJ Campbell	10	16	1	144	533	35.53	1	3	33/3
SE Marsh	10	17	2	*103	530	35.33	2	1	12
DJ Wates	4	5	1	53	94	23.50	-	1	1
SJ Magoffin	10	13	5	*29	111	13.87	-	-	3
BR Dorey	5	7	1	17	69	11.50	-	-	1
SW Meuleman	1	2	-	21	23	11.50	-	-	-
B Casson	3	4	-	31	36	9.00	-	-	1
KM Harvey	4	7	1	*4	47	7.83	-	-	5
BM Edmondson	5	7	4	13	20	6.67	-	-	3
BA Williams	5	6	-	13	23	3.83	-	-	1
MW Clark	1	1	-	1	1	1.00	-	-	1

Bowling

Player	O	M	Runs	Wkts	Ave	5Wi	10WM	Best
ME Hussey	49	5	133	7	19.00	-	-	3/34
GB Hogg	118	18	341	16	21.31	1	-	6/44
BR Dorey	146.5	38	426	15	28.40	-	-	4/53
DJ Wates	106.5	21	384	13	29.54	-	-	3/59
KM Harvey	99	23	332	11	30.18	-	-	4/89
SJ Magoffin	336.3	79	989	30	32.97	1	-	5/76
PC Worthington	37	4	107	3	35.67	-	-	2/37
BM Edmondson	241.5	45	1055	29	36.38	-	-	3/42
BA Williams	222	53	674	18	37.44	-	-	4/53
AC Voges	69	8	233	6	38.83	-	-	2/53
B Casson	102	16	363	9	40.33	-	-	3/88
MJ North	86.1	15	300	6	50.00	-	-	2/16
MW Clark	36	10	94	1	94.00	-	-	1/50
SE Marsh	2	-	12	-	-	-	-	-
MW Goodwin	1	-	2	-	-	-	-	-

WESTERN AUSTRALIA V TASMANIA

Played in Perth on 17, 18, 19, 20 October, 2004

Toss: Tasmania

Result: WA won by 9 wickets

Twelfth Men: B Casson and X Doherty

Umpires: J Brookes and B Oxenford

Award: MEK Hussey

TASMANIA BATTING

DG Dawson	b Magoffin	40	(2) not out	123
J Cox	c Campbell b Williams	54	(1) c Campbell b Magoffin	12
MJ Di Venuto	c Hussey b Magoffin	36	c Campbell b Wates	12
MG Dighton	lbw b Hogg	26	run out	9
DJ Marsh	lbw b Magoffin	0	c Goodwin b Hogg	20
TR Birt	c Voges b Wates	52	lbw b Hogg	1
SG Clingeffer	b Magoffin	24	st Campbell b Hogg	0
A Blignaut	c North b Wates	9	c Campbell b Hogg	0
DG Wright	c Campbell b Wates	0	c Clark b Hogg	5
AG Downton	c Hussey b Williams	6	lbw b Clark	14
B Geeves	not out	2	c Campbell b Hogg	28
Sundries	(3lb, 2w, 4nb)	9	(9b, 5lb, 1w, 5nb)	20

TOTAL 258

TOTAL 244

FOW: 80, 134, 135, 135, 169, 219, 236, 240, 252, 258

33, 68, 80, 122, 132, 132, 132, 145, 185, 244

WESTERN AUSTRALIA BOWLING

	O	M	R	W	O	M	R	W
Williams	20	7	48	2	5	3	7	-
Clark	18	5	44	-	18	5	50	1
Wates	20	3	59	3	19	6	58	1
Magoffin	23	4	70	4	20	5	57	1
Hogg	12	2	34	1	22.1	4	44	6
Hussey	-	-	-	-	3	-	9	-
Voges	-	-	-	-	3	1	5	-

WESTERN AUSTRALIA BATTING

MEK Hussey	c Cox b Wright	210	not out	7
RJ Campbell	lbw b Geeves	25	c Clingeffer b Geeves	10
MW Goodwin	c Dawson b Wright	34	not out	4
MJ North	c & b Wright	8		
SE Marsh	c Marsh b Wright	101		
AC Voges	not out	52		
GB Hogg	c Marsh b Wright	0		
DJ Wates	c Birt b Marsh	6		
MW Clark	c Di Venuto b Downton	1		
BA Williams	c Blignaut b Downton	0		
SJ Magoffin	not out	16		
Sundries	(7lb, 2w, 16nb)	25	(1lb, 6nb)	7

TOTAL 9 wkts dec for 478

TOTAL 1 wkt for 28

FOW: 29, 112, 121, 395, 411, 411, 422, 426, 426

TASMANIA BOWLING

	O	M	R	W	O	M	R	W
Geeves	32	9	115	1	3	-	19	1
Wright	34.1	9	93	5	3.4	1	8	-
Downton	29	9	92	2				
Blignaut	12	-	79	-				
Marsh	25	7	58	1				
Cox	2	-	20	-				
Dighton	3	-	14	-				

WESTERN AUSTRALIA V NEW SOUTH WALES

Played in Sydney on 2, 3, 4 November, 2004

Toss: New South Wales

Result: NSW won by an innings and 134 runs

Twelfth Men: AC Voges and D Wallace

Umpires: N Fowler and G Morrow

Award: DJ Thornely

NEW SOUTH WALES BATTING

GJ Mail	b Wates	3
PA Jaques	c Harvey b Wates	18
MJ Phelps	lbw b Harvey	22
DJ Thornely	not out	261
AW O'Brein	c Meuleman b Magoffin	6
BJ Haddin	c Meuleman b Casson	45
JJ Kretza	lbw b Casson	0
MJ Nicholson	c Marsh b Hogg	10
NW Bracken	c Marsh b Hogg	4
SR Clark	c Marsh b Casson	6
SC MacGill	lbw b North	27
Sundries	(3lb, 7w, 7nb)	17

TOTAL 419

FOW: 3, 34, 66, 78, 146, 146, 161, 165, 200, 419

WESTERN AUSTRALIA BOWLING

	O	M	R	W
Magoffin	22	1	95	1
Wates	16	3	71	2
Harvey	21	5	67	1
Hogg	22	-	87	2
Hussey	1	-	1	-
Casson	25	5	88	3
North	3	-	7	1

WESTERN AUSTRALIA BATTING

MEK Hussey	c Haddin b Nicholson	8	(2) lbw b MacGill	5
SW Meuleman	c Haddin b Bracken	2	(1) lbw b Clark	21
MW Goodwin	st Haddin b MacGill	55	lbw b Bracken	58
MJ North	c Haddin b Clark	24	c Thornely b Clark	3
SE Marsh	c Clark	0	c Nicholson b Clark	6
RJ Campbell	b Nicholson	28	lbw b MacGill	0
KM Harvey	b Nicholson	0	b Nicholson	14
GB Hogg	lbw b MacGill	7	c Haddin b Nicholson	22
B Casson	b Clark	4	c Haddin b Nicholson	0
DJ Wates	lbw b Clark	2	not out	12
SJ Magoffin	not out	0	c Bracken b MacGill	1
Sundries:	(2b, 4b, 1w)	7	(4b, 2lb)	6

TOTAL 137

TOTAL 148

FOW: 10, 10, 58, 62, 105, 105, 128, 129, 134, 137

23, 54, 66, 76, 77, 106, 122, 122, 137, 148

NEW SOUTH WALES BOWLING

	O	M	R	W	O	M	R	W
Nicholson	14	8	18	3	19	3	41	3
Bracken	13	7	22	1	9	3	18	1
Kretza	13	4	47	-	2	-	11	-
Clark	12.3	2	24	4	9	3	20	3
MacGill	10	3	20	2	19.5	7	52	3
Thornely					1	1	-	-

WESTERN AUSTRALIA V QUEENSLAND

Played in Perth on 21, 22, 23, 24, November, 2004

Toss: Queensland

Result: Match drawn

Twelfth Men: SW Meuleman and C Simpson

Umpires: A Craig and D Orchard

Award: RJ Campbell

WESTERN AUSTRALIA BATTING

MEK Hussey	c Hartley b Dawes	16	(2) c Noffke b Dawes	6
CJL Rogers	c Hauritz b Dawes	95	(1) c Hartley b Dawes	0
MW Goodwin	c Hartley b Watson	13	b Bichel	21
MJ North	c Hartley b Bichel	70	not out	78
SE Marsh	c Hartley b Dawes	36	c sub (Simpson) b Hopes	68
RJ Campbell	c Perren b Symonds	144	not out	53
KM Harvey	c Hartley b Dawes	0		
GB Hogg	c Nye b Watson	44		
DJ Wates	c Watson b Nye	53		
BR Dorey	b Symonds	13		
SJ Magoffin	not out	10		
Sundries:	(4b, 10lb, 2w, 2nb)	18	(4b, 2lb, 2nb)	8

TOTAL 512 **TOTAL 4 wkts dec for 234**

FOW: 43,86,160,230,250,252,303,489,493,512

5,24,34,168

QUEENSLAND BOWLING

	O	M	R	W	O	M	R	W
Bichel	25	1	109	1	14	6	46	1
Dawes	33	8	99	4	14	9	19	2
Watson	25	6	82	2	8	5	16	-
Noffke	19	4	69	-	7	2	24	-
Hauritz	13	1	53	-				
Hopes	7	3	16	-	16	3	47	1
Symonds	11.2	2	31	2	17.2	3	76	-
Nye	10	-	39	1				

QUEENSLAND BATTING

JP Maher	c Wates b Hogg	76
CT Perren	b Wates	41
SR Watson	c & b Harvey	126
A Symonds	b Dorey	136
AJ Nye	c Marsh b Wates	6
JR Hopes	lbw b Hogg	33
AJ Bichel	lbw b Hussey	1
C Hartley	c Campbell b Harvey	6
AA Noffke	c Harvey b Hogg	52
NM Hauritz	not out	45
JH Dawes	b Hogg	1
Sundries:	(5b, 16lb, 16nb)	37

TOTAL 560

FOW: 112,152,348,391,425,426,446,467,559,561

WESTERN AUSTRALIA BOWLING

	O	M	R	W	O	M	R	W
Magoffin	8	1	35	-				
Wates	29	3	107	2				
Dorey	31	4	110	1				
Harvey	28	5	104	2				
Hogg	39.2	6	121	4				
Marsh	1	-	13	-				
North	11	1	33	-				
Hussey	5	1	17	1				

WESTERN AUSTRALIA V VICTORIA

Played at St Kilda on 1, 2, 3, 4, December, 2004

Toss: Western Australia

Result: WA won by 46 runs

Twelfth Men: DJ Wates and J Arnberger

Umpires: R Parry and P Reiffel

Award: MW Goodwin

WESTERN AUSTRALIA BATTING

MEK Hussey	b Wise	24	(2) c Roach b Harvey	36
CJL Rogers	c Hodge b Inness	0	(1) b Harvey	153
MW Goodwin	run out	130	c Arnberger (sub) b White	14
MJ North	c Elliott b Inness	5	b Moss	57
SE Marsh	lbw b Harwood	34	c Elliott b Harvey	7
RJ Campbell	c Hussey b harwood	0	b Inness	31
KM Harvey	c Roach b White	9	not out	14
B Casson	c Roach b White	31		
BR Dorey	c Roach b Inness	17	(8) not out	6
SJ Magoffin	c Harvey b Harwood	16		
BM Edmondson	not out	4		
Sundries:	(6lb, 1nb)	7	(7b, 4lb)	11

TOTAL 277 **TOTAL 6 wkts dec for 329**

FOW: 9,31,36,101,105,128,208,247,265,277

113, 144, 253, 267, 273, 319

VICTORIA BOWLING

	O	M	R	W	O	M	R	W
Inness	21	6	68	3	12	1	58	1
Harwood	24.5	11	50	3				
Wise	18	7	38	1	9	1	40	-
Harvey	11	5	25	-	17	3	53	3
White	14	1	56	2	20	4	71	1
Moss	3	1	11	-	23	7	58	1
Hodge	4	-	23	-	12	1	38	-

VICTORIA BATTING

MT Elliott	c Campbell b Casson	65	(2) b Dorey	120
GC Rummans	b Dorey	2	(1) b Harvey	27
BJ Hodge	lbw b Edmondson	5	lbw b Casson	55
J Moss	b Edmondson	0	c Hussey b Edmondson	23
DJ Hussey	c Harvey b Edmondson	0	not out	109
CL White	c Campbell b Dorey	39	b Harvey	30
IJ Harvey	c Harvey b Dorey	2	lbw b Harvey	8
PJ Roach	not out	14	lbw b Magoffin	1
SM Harwood	ret hurt	15	(10) b Magoffin	0
MW inness	lbw b Harvey	0	(9) c Campbell b Magoffin	12
AB Wise	lbw b Harvey	1	lbw b Harvey	0
Sundries:	(1b, 1w, 7nb)	9	(2b, 7lb, 14nb)	23

TOTAL 152 **TOTAL 408**

FOW: 13,23,23,23,113,117,122,149,152

82,183,229,247,368,380,381,403,403,408

WESTERN AUSTRALIA BOWLING

	O	M	R	W	O	M	R	W
Magoffin	9	1	31	-	23	8	49	3
Dorey	15	5	26	3	25	7	79	1
Edmondson	13	2	42	3	20	4	82	1
Harvey	7.2	3	12	2	21	1	89	4
Casson	13	2	40	1	26	5	84	1
North					4	2	14	-
Hussey					1	-	2	-

WESTERN AUSTRALIA V SOUTH AUSTRALIA

Played in Adelaide on 19, 20, 21, 22, December, 2004

Toss: Western Australia

Result: WA won by 106 runs

Twelfth Men: B Casson and J Smith

Umpires: R Parry and S Fry

Award: GB Hogg

WESTERN AUSTRALIA BATTING

MEK Hussey	c Manou b Tait	5	(2) c Manou b Rofe	0
CJL Rogers	c Cleary b Tait	49	(1) b Tait	21
MW Goodwin	c Manou b Rofe	1	b Tait	2
MJ North	b Tait	1	c Cosgrove b Cleary	67
SE Marsh	c Cosgrove b Cleary	41	lbw b Tait	2
RJ Campbell	b Tait	0	(8) Manou b Cullen	38
KM Harvey	lbw b Rofe	5	(6) c Adcock b Rofe	5
GB Hogg	b Cleary	109	(7) lbw b Tait	61
BR Dorey	b Cullen	14	c Williams b Cleary	22
SJ Magoffin	c Manou b Rofe	16	lbw b Cullen	0
BM Edmondson	not out	2	not out	0
Sundries:	(3lb, 1w, 1nb)	5	(6b, 8lb, 1nb)	15

TOTAL 248

TOTAL 233

FOW: 8,9,18,79,81,92,120,175,218,248

8,15,34,36,41,132,185,208,209,233

SOUTH AUSTRALIA BOWLING

	O	M	R	W	O	M	R	W
Tait	19	4	61	4	13	-	64	4
Rofe	20	6	69	3	16	8	39	2
Cleary	15	4	40	2	9.3	-	66	2
Blewett	6	2	21	-				
Cullen	14	3	54	1	16	3	46	2
Cosgrove					2	1	4	-

SOUTH AUSTRALIA BATTING

TC Plant	lbw b Edmondson	2	(2) lbw b Magoffin	12
L Williams	c Marsh b Dorey	1	(1) lbw b Edmondson	12
GS Blewett	lbw b Magoffin	42	(4) b Hogg	80
MJ Cosgrove	c Marsh b Edmondson	0	(5) lbw b Harvey	1
CJ Ferguson	run out (Marsh/Hussey)	54	(6) c & b Hogg	48
NT Adcock	b Harvey	0	(7) run out (Hogg)	37
GA Manou	c Marsh b Magoffin	0	(8) c & b Edmondson	5
MF Cleary	not out	15	(9) c Edmondson b Hogg	7
DJ Cullen	c Hussey b Magoffin	0	(3) c Casson (sub) b Dorey	20
SW Tait	b Magoffin	0	c Marsh b Magoffin	8
PC Rofe	c North b Edmondson	14	not out	4
Sundries:	(1lb, 2nb)	3	(2lb, 5lb, 2nb)	10

TOTAL 131

TOTAL 244

FOW: 4,4,4,93,98,99,102,102,108,131

19,25,51,60,148,201,216,262,262,244

WESTERN AUSTRALIA BOWLING

	O	M	R	W	O	M	R	W
Magoffin	12	6	27	4	17.4	5	60	2
Dorey	12	5	25	1	12	4	26	1
Edmondson	11.2	1	45	3	22	7	68	2
Hogg	3	1	9	-	20	5	46	3
Harvey	7	2	24	1	15	7	36	1

WESTERN AUSTRALIA V VICTORIA

Played in Perth on 16, 17, 18 January, 2005

Toss: Victoria

Result: WA won by an innings and 107 runs

Twelfth Men: B Casson and G Rummans

Umpires: B Bennett and A Craig

Award: MEK Hussey

VICTORIA BATTING

MT Elliott	lbw b Williams	4	(2) b Edmondson	53
JL Arnberger	c Voges b Edmondson	53	(1) b Williams	6
BJ Hodge	c Campbell b Wates	37	c Campbell b Williams	1
J Moss	lbw b Wates	0	c Langer b Williams	55
DJ Hussey	b Magoffin	6	lbw b Edmondson	12
CL White	c Campbell b Edmondson	17	c Magoffin b Wates	35
IJ Harvey	c Rogers b Williams	9	run out	15
P Roach	c Langer b Edmondson	0	lbw b Wates	5
SK Warne	c Rogers b Williams	8	b Wates	15
ML Lewis	c Hussey b Magoffin	9	b Edmondson	0
AB Wise	not out	4	not out	0
Sundries:	(4b, 4lb)	8	(4b, 1lb)	5

TOTAL 155

TOTAL 202

FOW: 18,66,66,75,111,134,134,136,147,155

12,16,104,122,135,156,161,189,198,202

WESTERN AUSTRALIA BOWLING

	O	M	R	W	O	M	R	W
Williams	14	2	41	3	14	1	45	3
Magoffin	13.2	5	26	2	13	4	22	-
Edmondson	14	2	61	3	7	1	52	3
Wates	11	4	19	2	14.5	2	70	3
Voges	1	1	-	-	1	-	8	-

WESTERN AUSTRALIA BATTING

JL Langer	c Roach b Lewis	75
MEK Hussey	not out	223
CJL Rogers	c Warne b Hodge	40
MW Goodwin	lbw b Warne	4
SE Marsh	c Roach b Lewis	13
AC Voges	c Warne b Wise	16
RJ Campbell	c Hodge b White	46
DJ Wates	lbw b Harvey	21
BA Williams	b Harvey	13
SJ Magoffin	c Hussey b Harvey	0
BM Edmondson	b Harvey	0
Sundries:	(9lb, 4nb)	13

TOTAL 464

FOW: 155,219,224,259,308,396,434,464,464,464

VICTORIA BOWLING

	O	M	R	W
Lewis	35	3	108	2
Wise	21	3	69	1
Harvey	31	8	83	4
Warne	24	4	84	1
Moss	15	6	36	-
White	19	-	67	1
Hodge	1	-	8	-

WESTERN AUSTRALIA V TASMANIA

Played in Hobart on 28, 29, 30, 31 January, 2005

Toss: Western Australia

Result: WA won by 6 wickets

Twelfth Men: KM Harvey and D McNees

Umpires: D Orchard and S Fry

TASMANIA BATTING

DG Dawson	lbw b Williams	0	(2) c North b Williams	16
TR Birt	c Campbell b Magoffin	1	(1) c Hussey b Edmondson	20
MG Bevan	lbw b Williams	190	not out	114
MJ Di Venuto	c Campbell b Magoffin	2	(5) c Rogers b Edmondson	5
DJ Marsh	c Rogers b Magoffin	121	(6) run out	20
GJ Bailey	c Campbell b Casson	23	(7) not out	35
SG Clingeffer	c & b Casson	92		
DJ Wright	b Magoffin	36	(4) Voges b Casson	6
XJ Doherty	c Hussey b Casson	0		
AR Griffith	c Goodwin b Magoffin	4		
B Geeves	not out	1		
Sundries:	(8b, 9lb, 7w, 6nb)	30	(5lb, 1w, 4nb)	10

TOTAL 500 **TOTAL 5 wkts dec for 226**

FOW: 8, 16, 23, 342, 342, 410, 491, 491, 491, 495, 500

31, 63, 70, 93, 152

WESTERN AUSTRALIA BOWLING

	O	M	R	W	O	M	R	W
Williams	30	8	104	2	10	4	18	1
Magoffin	26.3	4	76	5	14	5	39	-
Edmondson	22	4	138	-	12	3	53	2
Casson	29	4	89	3	9	-	62	1
Hussey	10	-	25	-				
North	8	3	36	-	3	-	15	-
Voges	1	-	15	-	5	-	34	-

WESTERN AUSTRALIA BATTING

MEK Hussey	c Clingeffer b Griffith	19	(2) lbw b Marsh	95
CJL Rogers	c Clingeffer b Griffith	8	(1) lbw b Marsh	74
MW Goodwin	c Clingeffer b Geeves	138	c Clingeffer b Griffith	31
MJ North	c Clingeffer b Wright	59	not out	94
SE Marsh	c Di Venuto b Wright	2	c Marsh b Geeves	41
AC Voges	lbw b Wright	38	not out	55
RJ Campbell	c Griffith b Wright	51		
B Casson	c Dawson b Geeves	1		
BA Williams	b Geeves	0		
SJ Magoffin	not out	7		
BM Edmondson				
Sundries:	(3b, 2lb, 3nb)	8	(2b, 3lb, 2nb)	7

TOTAL 9 wkts dec for 331 **TOTAL 4 wkts for 397**

FOW: 10, 45, 184, 194, 263, 293, 305, 305, 331

133, 135, 212, 292

TASMANIA BOWLING

	O	M	R	W	O	M	R	W
Wright	29.2	9	61	4	24.3	2	82	-
Griffith	27	9	75	2	11	1	65	1
Geeves	24	4	86	3	15	-	88	1
Doherty	15	2	67	-	17	1	80	-
Marsh	6	-	24	-	16	-	69	2
Bevan	3	-	13	-	2	-	8	-

WESTERN AUSTRALIA V NEW SOUTH WALES

Played in Perth on 24, 25, 26, 27, February, 2005

Toss: New South Wales

Result: WA won by 8 wickets

Twelfth Men: B Casson and G Lambert

Umpires: S Davis and P Parker

Award: JL Langer

NEW SOUTH WALES BATTING

GJ Mail	c Campbell b Williams	8	c North b Edmondson	101
PA Jaques	c Voges b Edmondson	50	c Magoffin b North	73
MJ Phelps	c Campbell b Worthington	40	lbw b North	0
DJ Thornely	c Marsh b Williams	100	lbw Edmondson	5
E Cowan	run out	12	lbw North	16
BJ Haddin	run out	1	c Marsh b Williams	52
J Packman	c Worthington b Voges	27	c & b Worthington	107
NW Bracken	c Marsh b Voges	16	c Campbell b Worthington	4
SR Clark	c Voges b Williams	14	c Williams b Magoffin	13
SC MacGill	c Rogers b Williams	11	run out	11
D Bollinger	not out	4	not out	2
Sundries:	(4b, 7lb, 1w)	12	(12b, 6lb, 1w, 6nb)	25

TOTAL 305 **TOTAL 409**

FOW: 16, 97, 103, 146, 154, 222, 259, 289, 290, 305

112, 114, 127, 154, 237, 285, 306, 332, 360, 409

WESTERN AUSTRALIA BOWLING

	O	M	R	W	O	M	R	W
Williams	14.3	3	53	4	29	7	93	1
Magoffin	20	6	49	-	18	3	53	1
Edmondson	20	5	58	1	19	2	108	2
Worthington	18	2	70	1	8.2	1	37	2
Voges	9	1	43	2	2	-	7	-
North	3	-	21	-	34	6	93	2

WESTERN AUSTRALIA BATTING

JL Langer	lbw b Clark	134	c Haddin b Clark	2
CJL Rogers	c Packman b Bracken	29	c Haddin b Clark	7
MW Goodwin	c Phelps b Clark	86	not out	49
MJ North	b Bracken	1	not out	44
SE Marsh	c Haddin b Clark	26		
AC Voges	c Mail b Clark	128		
RJ Campbell	c MacGill b Bollinger	74		
PC Worthington	c Haddin b Mail	73		
SJ Magoffin	not out	29		
BA Williams				
BM Edmondson				
Sundries	(7b, 11lb, 9nb)	27	(2lb, 4nb)	6

TOTAL 8 wkts dec for 607 **TOTAL 2 wkts for 108**

FOW: 98, 194, 207, 280, 289, 414, 550, 607

3, 25

NEW SOUTH WALES BOWLING

	O	M	R	W	O	M	R	W
Bracken	34	10	89	2	4	2	10	-
Clark	38	5	167	4	8	2	35	2
Bollinger	23	6	97	1	10.5	-	39	-
MacGill	36	4	181	-				
Thornely	7	2	23	-	4	-	8	-
Mail	5.2	-	32	1	2	-	14	-

WESTERN AUSTRALIA V SOUTH AUSTRALIA

Played in Perth on 3, 4, 5, 6 March, 2005

Toss: Western Australia

Result: SA won by 42 Runs

Twelfth Men: B Casson and C Borgas

Umpires: I Lock and P Parker

Award: D Cullen

SOUTH AUSTRALIA BATTING

DJ Harris	c Campbell b Edmondson	82	(2) c Campbell b Dorey	32
SA Deitz	c Campbell b Magoffin	90	(1) c Campbell b Edmondson	29
GS Blewett	c & b Voges	33	c Magoffin b Edmondson	7
NT Adcock	c Campbell b Edmondson	0	c Campbell b Edmondson	12
CJ Ferguson	c Rogers b North	114	c Campbell b Dorey	9
DJ Lehmann	c Marsh b Dorey	5	(7) b Dorey	47
GA Manou	c Dorey b Magoffin	23	(6) c Campbell b Dorey	9
RJ Harris	c Campbell b Magoffin	37	run out	7
D Cullen	run out	34	not out	13
SW Tait	c Goodwin b North	4	not out	23
PC Rofe	not out	8		
Sundries:	(18b, 6lb 1w, 2nb)	27	(17b, 9lb, 1w, 2nb)	29

TOTAL 457 **TOTAL 8 wkts dec for 217**

FOW: 165,211,216,228,234,277,338,442,447,457

68,82,84,99,113,127,163,173

WESTERN AUSTRALIA BOWLING

	O	M	R	W	O	M	R	W
Williams	21	6	59	-	14.2	2	40	-
Magoffin	30	5	91	3	13	2	41	-
Dorey	28	8	79	1	16	5	53	4
Edmondson	25	8	85	2	14	3	54	3
North	13.1	3	53	2				
Voges	20	6	51	1	3	2	3	-
Goodwin	1	-	2	-				
Marsh	1	-	13	-				

WESTERN AUSTRALIA BATTING

JL Langer	lbw b Tait	1	c Deitz b Cullen	120
CJL Rogers	c D Harris b Tait	25	b Tait	16
MW Goodwin	c R Harris b Tait	3	c Manou b R Harris	95
MJ North	c Deitz b R Harris	73	c Manou b R Harris	30
SE Marsh	c Blewett b Cullen	34	not out	103
AC Voges	not out	15	c Manou b Rofe	30
RJ Campbell	c Lehmann b Cullen	0	c Adcock b Tait	9
BR Dorey	c Manou b Cullen	4	b Rofe	15
SJ Magoffin	b Cullen	1	c D Harris b R Harris	11
BA Williams	b Tait	0	c Ferguson b Cullen	10
BM Edmondson	b Cullen	13	b R Harris	1
Sundries:	(6lb, 3nb)	9	(6b, 8lb)	14

TOTAL 178 **TOTAL 454**

FOW: 6,12,43,143,147,147,155,161,162,178

41,203,259,273,344,371,393,421,434, 454

SOUTH AUSTRALIA BOWLING

	O	M	R	W	O	M	R	W
Tait	13	-	50	4	23	4	109	2
Rofe	12	3	45	-	28	6	85	2
Harris R	11	1	39	1	22	5	92	4
Cullen	14.5	3	38	5	26	2	107	2
Blewett					6	1	29	-
Lehmann					4	-	18	-

WESTERN AUSTRALIA V QUEENSLAND

Played in Brisbane on 10, 11, 12, 13, March, 2005

Toss: Western Australia

Result: Match Drawn

Twelfth Men: GB Hogg and A Noffke

Umpires: R Parry and B Oxenford

Award: W Seccombe

QUEENSLAND BATTING

JP Maher	lbw	20	(2) c Campbell b Magoffin	34
CT Perren	c Campbell b Dorey	8	(1) c & b Hussey	105
ML Love	lbw b Edmondson	19	c Hussey b Williams	5
SR Watson	c Voges b Dorey	60	c Sub (Hogg) b Edmondson	34
A Symonds	c Sub (Hogg) b Hussey	62	c Campbell b Hussey	24
CA Philipson	lbw b Hussey	27	(7) c Campbell b Williams	0
JR Hopes	c Rogers b Voges	41	(6) c Campbell b Magoffin	16
WA Seccombe	c Williams b Hussey	69	c & b Edmondson	84
AJ Bichel	lbw b Voges	0	c Magoffin b Voges	27
MG Johnson	c Rogers b Edmondson	27	c Rogers b Hussey	26
JH Dawes	not out	0	not out	34
Sundries:	(16b, 8 lb 3w, 5nb)	21	(8b, 2lb, 1w, 8nb)	20

TOTAL 354 **TOTAL 409**

FOW: 39,44,88,141,208,224,289,289,343,354

96,111,168,208,217,218,235,288,347,409

WESTERN AUSTRALIA BOWLING

	O	M	R	W	O	M	R	W
Williams	25.1	5	89	-	26	5	81	2
Magoffin	23	10	57	-	30	4	105	2
Dorey	7.5	-	28	3				
Edmondson	18	3	76	2	24.3	-	134	2
Hussey	14.2	2	49	3	15	2	24	3
North	6	-	25	-	1	-	3	-
Voges	5	1	16	2	19	6	41	1

WESTERN AUSTRALIA BATTING

MEK Hussey	b Dawes	13	(2) lbw b Hopes	54
CJL Rogers	c Seccombe b Hopes	83	(1) c Perren b Johnson	45
MW Goodwin	c Symonds b Hopes	57	c Maher b Symonds	45
MJ North	b Watson	88	lbw b Symonds	45
SE Marsh	c Perren b Dawes	12	not out	4
AC Voges	c Sub (Noffke) b Symonds	27	not out	1
RJ Campbell	lbw b Watson	24		
SJ Magoffin	c Symonds b Bichel	4		
BA Williams	c Seccombe b Bichel	0		
BR Dorey	c Seccombe b Bichel	0		
BM Edmondson	not out	0		
Sundries:	(1b,7lb, 5w, 2nb)	15	(1b, 2lb, 2w)	5

TOTAL 323 **TOTAL 4 wkts for 199**

FOW: 29,147,158,181,246,291,317,321,321,323

96,117,191,198

QUEENSLAND BOWLING

	O	M	R	W	O	M	R	W
Bichel	30	10	74	3	7	2	19	-
Dawes	17	3	47	2	2	-	5	-
Hopes	15	3	40	2	6	2	25	1
Johnson	16	1	71	-	14	2	61	1
Watson	19.4	5	51	2				
Symonds	8	1	36	1	19	4	86	2

Michael Hussey Career Opens Up in Style



By Simon Moore-Crouch WACA Communications Officer

After his career was described by former Test leg spinner and ABC Radio Commentator Kerry O'Keefe as having plateaued in 2003-04, Mike Hussey spent season 2004-05 proving him wrong, climbing the mountain of success in both domestic and international cricket.

The 2004-05 summer saw the Retravision Warriors' Vice-Captain build on his reputation as a classy opening bat in the four day arena and a clever accumulator of runs in the shorter form of the game.

Hussey finished the season as one of the most prolific batsmen in Australian domestic cricket, compiling 721 runs at 55.46 in the Pura Cup and 383 runs at 38.30 in the ING Cup. The summer culminated in his selection in the Australian one day side for February's Traveler Tour of New Zealand and a spot in the one-day team that toured England prior to the Ashes contest.

"I was very happy with my season," Hussey said.

"Scoring two double centuries was something I've never done for WA before (210 against Tasmania and 223 not out against Victoria) so that was pretty pleasing and obviously getting picked on the One Day tour to New Zealand was fantastic. All in all, from a personal point of view it's been a pretty positive season."

Playing opposing bowling attacks wasn't the only hallmark of Western Australia's fourth highest run scorer's season. Hussey also emerged as a formidable leader of men, Captaining the State for large chunks of the season due to the absence of Justin Langer on Test duties.

Under Hussey's leadership the Warriors achieved four outright victories from seven matches in the Pura Cup and looked destined to contest the Final before a sluggish finish to the season saw the team finish in third place.

The captaincy of his State is a side of the game that brings Hussey a great deal of enjoyment.

"I thoroughly enjoyed the captaincy side of things this year and I think the thing that makes it an enjoyable job is the quality of blokes that we've got in the team. We've got a really good bunch of guys," he said.

"We've got a number of leaders amongst the group as well so that takes the pressure off. Obviously the final decision rests with me but I get a lot of support from the other senior players in the team. We've got a really good support network and we're all working towards that common goal."

The common goal that Hussey is referring to is bringing the Pura Cup to the WACA for the first

time since the former Sheffield Shield competition was re-branded in 1999. It's a goal that, together with Coach Wayne Clark, Hussey is intent on achieving with the current crop of Warriors.

"With Wayne Clark we're trying to build a culture that's right and strong and we're trying to build a team that's going to make the Retravision Warriors successful," he explained.

"I think we've got the basis of a team. It's just going to take a bit of time, probably more on the bowling side of things, for the bowlers to become hardened to playing four day cricket and playing cricket day in and day out."

"Over the next couple of years those guys will develop and if we can keep our group together for a while I think we'll definitely be successful."

Other than winning another domestic title for Western Australia Hussey has his sights set on securing his place in the formidable Australian one-day side ahead of the 2007 World Cup in the West Indies.

After making his international debut as a replacement for an injured Michael Bevan in the VB Series clash with India at the WACA in February 2004, Hussey had to wait another year before adding to his ODI match tally. He was rewarded for his consistent form for the Warriors with a call up for the Traveler Tour of New Zealand, playing in four of the five ODIs and the Twenty20 International. Hussey rarely put a foot wrong on that tour, form that ensured his place on the plane to England. Again his early season form was solid. On at least two occasions being largely responsible for retrieving Australia's dire team situation with imaginative and responsible batting.

"I'd definitely like to cement my place in the one day team. I've only had one tour now and I was happy with how it went but at the end of the day it is one tour and I need to perform consistently whenever I'm given an opportunity."

"I really want to try and make a position in that batting order my own."

With his extraordinary ability to bat anywhere from one to seven, bowl nagging medium pacers, keep wickets and field anywhere on the park, Mike Hussey's name is likely to feature in Australia's one day and perhaps even the Test team line up for many years to come, but hopefully complementary to his pursuit of domestic glory with the Warriors.

No one deserves international success more than the popular and hard working left-hander who still retains a fierce passion for the success of the Retravision Warriors in Pura Cup and ING Cup Competitions.





Brad Hogg Continues to Deliver for WA and Australia

By Simon Moore-Crouch WACA Communications Officer



Brad Hogg taking it all in his stride.

Life for Brad Hogg as an international cricketer has never been an easy ride.

The 2004-05 international summer was no different as once again the critics incessantly questioned whether the effervescent 'chinaman' bowler had a role to play in Australia's all conquering one-day side.

"That's basically the way the career's gone," a philosophical Hogg said of the constant attention he receives from his critics.

"There's always going to be critics out there. I don't know what it is but I felt confident that I was going to be playing (in the VB Series). The selectors didn't tell me any other way but that criticism, makes you think, hey your spot's not there permanently, I've got to work hard to keep it and therefore "I don't mind having critics."

Hogg responded to the critics in the best possible fashion, grabbing hold of his chances with two hands. The first match of the inaugural Chappell-Hadlee Trophy was the start of a sensational summer of cricket for the fitness fanatic. He went on to play crucial roles in that series as well as the VB Series and Australia's tour of New Zealand.

His 11 matches over the summer returned 124 runs at 41.33 with a top score of 41 not out and 17 wickets at 29.17, with a career best haul of 5-32 coming against the West Indies in the VB Series opener.

Combined with his solid efforts against England and Bangladesh in the Nat West Series and Challenge in the United Kingdom over the winter Hogg believes he's got what it takes to play another couple of years at international level, with the ultimate aim of taking part in the 2007 World Cup in the West Indies.

"I've been pretty happy with the way my international cricket's gone," he said.

"I think basically over the last year my bowling's improved a hell of a lot and hopefully it'll keep going and hopefully I've got a couple more years in me at international level.

"My first goal is to try and get to the 2007 World Cup and see where international cricket lies after that."

Featuring solely in the Australian one-day side has enabled Hogg to continue to represent the Retravision Warriors in Pura and ING Cups on a semi-regular basis.



The 2004-05 season was one of the mercurial all-rounder's better campaigns for the Warriors. His efforts in December's match against South Australia earning him the President's Trophy for the best individual performance of the season.

Pulling on the baggy yellow is a task Hogg plans to continue for a while yet as the Warriors strive for an elusive Pura Cup title.

"I want to spend a couple more years with the Warriors and help maintain cricket in WA and keep it a strong force in Australian cricket," he said of his plan to keep playing for WA.

"Winning a Pura Cup is definitely high on my list. I haven't played in a winning team. I have been 12th man on two occasions when we won the Sheffield Shield.

"It's definitely a goal of mine. I've won a Championship over in England in county cricket. Not winning one for your State hurts a bit so I want to make sure that I get that opportunity."

With next season's Warriors' squad boosted by the inclusion of former Australia A representative Mathew Inness and front line bowlers Brad Williams and Ben Edmondson undertaking a full pre-season, hopes are high that the opportunity Hogg seeks will come sooner rather than later.

"We've got a bit more depth in our pace attack," Hogg believes.

"That's one thing that we've lacked over the last couple of years is depth to combat injuries to our bowling attack. Our batting combat is strong. We've always had batsmen to come in if blokes are on international duty or other players are injured and perform well."

"I think we're looking in good stead. It's time for us to step up, I felt we probably should have played in a couple of finals in the last couple of seasons. It's been disappointing as a WA player not to have played in those finals."

"We must make sure that in the next five years while we've got a good young side that we're a force to be reckoned with and we're playing finals cricket."

Warrior fans will be hoping the former postman plays a major role in delivering another piece of silverware to the WACA in season 2005-06.

Career Record

Bradley George Hogg was born on 6 February 1971 in Narrogin.

BATTING

	M	Inn	NO	Runs	Ave
Tests	4	5	1	38	9.50
One Day International	55	32	14	362	20.11
First Class for WA	69	108	22	2777	32.29
Sheffield Shield/Pura Cup	63	98	19	2493	31.56
One Day Aus Competition	65	51	20	930	30.00

BOWLING

	Runs	Wkt	Ave	SWI	Best
Tests	452	9	50.22	-	2/40
One Day International	1847	64	28.86	-	3/29
First Class for WA	4276	101	42.34	4	6/44
Sheffield Shield/Pura Cup	3895	94	41.43	4	6/44
One Day Aus Competition	1461	48	30.44	-	4/50

*Career Record to 30 June 2005





By Shaun Taylor WACA Communications Manager

Strongly in contention for a place in the final again and to defend their ING Cup title, so gloriously won in Brisbane last year, the Retravision Warriors bid faltered in the penultimate qualifying round match against South Australia at the WACA in February.

Despite that disappointment there were many positives gained from the ING Cup season.

One was the form of Marcus North. The Australia A representative made 412 runs at average of 45.77 and was the third highest scorer in the competition. He was also voted the third best player in this years competition at Cricket Australia's State Cricket Awards Function.

Marcus opened in eight of his 10 matches and never went more than two innings without a half-century.

Michael Hussey started the season brilliantly with 301 runs at 50.17 in the first six games before finishing the competition with 383 runs at 39.30. He also captained the Warriors in eight

matches while Justin Langer was on Australian Test duties. Those performances helped to earn Michael a place in the Australian Touring Party to New Zealand for a series of One Day Internationals against the Kiwis.

Kade Harvey rewrote the record book in another successful season. He claimed 16 wickets at an average of 25.37 in 10 matches, including a hat-trick against the Tigers. He finished the season in barnstorming fashion with 14 wickets in his final six games at an average of 15.20.

Harvey passed Jo Angel's State record of 94 domestic one-day wickets to become WA's most prolific one-day wicket-taker with 103 scalps. Only Stuart MacGill (108) has taken more domestic one-day wickets in Australia.

The Warriors opened the season at the WACA Ground with a loss to Tasmania. The Tigers batted first and posted 270 thanks to 106 not out from Captain Dan Marsh. Darren Wates (2-42) and Michael Clark (2-32) were the best with the ball for WA.

Hussey's 79 was the only significant score in WA's 208 as Scott Kremerskothen (3-50) wrecked the middle-order.

North Sydney Oval was the venue for one of WA's best batting displays in the history of domestic one-day cricket. Adam Voges made the fastest century ever in limited-overs cricket in Australia. His 100 in 62 balls propelled the Warriors final total to 5-328 and in the process Voges hit the ING Cup sign for a lucrative sponsorship prize.

Brad Haddin nearly pulled off the impossible for his team on the postage stamp sized ground with 120 in 110 balls that took NSW to 6-325 from their 50 overs. Harvey kept his cool to dismiss Haddin in the 47th over and NSW's chances went with him.

The weather took centre stage when WA faced Victoria at the Junction Oval in game three. WA had only 24 overs to bat and made 128 with Hussey (60) starring. More rain meant the Vics needed 108 from 19 overs but could only manage 3-103.

Queenslander Andrew Symonds blasted 77 in the Bull's total of 7-291 at the WACA Ground in the next match. Jimmy Maher (72) continued his great run against WA and Brett Dorey took 2-27 on debut.

North made a career-best 134* in the Warrior's 6-280 as a slow early run rate hurt their chances later in the innings.

It was Luke Ronchi's turn to shine in game five against South Australia at the Adelaide Oval. He blasted 75 from 64 balls in WA's 262. Ronchi took over from Ryan Campbell as WA's preferred one-day keeper and thrilled Australian crowds with his dashing strokeplay throughout the season.

The Redbacks came close through Greg Blewett's 83 but three wickets to Harvey restricted them to 255.

A slow run rate cost the Warriors game six against New South Wales at the WACA Ground. Half-centuries to Voges (52) and Hussey (59) led WA to 207 and New South Wales reached the target in 49 overs after a nail-biting finish that saw Harvey take 3-29 and nearly snatch victory for the Warriors.

North's 71 helped WA to the seemingly meagre 204 against Victoria at the WACA Ground in mid-January but one of the Warrior's best bowling performances of the season led them to victory.

Beau Casson earned Man-of-the-Match honours for snaring 3-34 from 10 overs as the Bushrangers were rolled for 177.



Marcus North

ING CUP TABLE	P	W	L	NR	T	BP	Points	NRR	For	Against
Queensland	10	7	3	-	-	7	35	+0.728	2277 / 447	2183 / 500
Tasmania	10	5	4	1	-	2	24	-0.185	2071 / 444	2057 / 424.1
Victoria	10	5	5	-	-	3	23	+0.304	2149 / 450.5	2093 / 469
Western Australia	10	5	5	-	-	1	21	-0.219	2150 / 469	2228 / 463.5
South Australia	10	4	6	-	-	2	18	-0.389	2221 / 490	2199 / 446.5
New South Wales	10	3	6	1	-	1	14.5	-0.279	1967 / 439	2075 / 436

New South Wales were penalised 0.5 points for a slow-over rate against Western Australia in Perth (Jan 2)

Devonport in Tasmania hosted game eight and Voges again proved he will be around for a while with a measured 52 in WA's total of 182. This didn't seem enough when Tasmania were 3-111 but Harvey took the first hat trick of his State career to reduce the Tigers to 6-111.

Victory swung back towards WA but Michael Bevan, as he did so many times for Australia, proved the steady hand to guide Tasmania home with eight wickets down in the 46th over.

In a must win game nine against South Australia at the WACA, the Redbacks piled on 260 with Casson again taking three wickets. WA were never in the hunt and were bundled out for 162 hitting out early and losing wickets frequently in a vain pursuit of a batting bonus point.

Only pride was at stake for the Warriors in their final match of the season against Queensland at the Gabba. WA batted first

making 210 with North's 55 the only score of consequence.

Then, as they have done so many times this season, the Warriors roared back to life with the ball to dismiss the Bulls for 153 and severely dent their finals confidence. Steve Magoffin, Wates and Harvey shared the spoils with three wickets each.

The Warriors showed that no matter the situation of a game they truly believed they could win each match. This shone through in the amount of close encounters they won or games they nearly stole from under their opposition's nose from seemingly desperate positions.

While there was no silverware in 2004-05, the likes of Hussey, North, Voges, Ronchi, Casson, Magoffin and Wates will all be ready and raring to play next season and highly motivated to further improve on Western Australia's mighty record in the National limited-overs competition.



Kade Harvey, Murray Goodwin, Steve Magoffin & Michael Hussey.



Adam Voges smashed a 62 ball century.



Kade Harvey captured 16 wickets in his final season.

Make your super choice a walk in the park.



No matter what you do for a living ING makes super easy.

ING gives you a choice of leading investment managers, insurance options and other benefits.

To find out more speak to your financial adviser, call ING on 133 665 or visit www.ing.com.au



This material has been prepared without taking into account a potential investor's objectives, financial situation or needs. Before making a decision based on this material, a potential investor should consider the appropriateness of the advice having regard to their objectives, financial situation and needs. INGB064

> INVESTMENT > INSURANCE > SUPERANNUATION

WESTERN AUSTRALIA V TASMANIA

Perth, 15 October 2004

Tasmania won the toss and elected to bat. After a slow start with three wickets falling for 62 in the first 90 minutes, Michael Bevan (55) and Daniel Marsh shared an 89 run fourth wicket partnership in 71 minutes. Marsh went on to post 106 not out in 119 minutes, and with assistance from Bailey and Butterworth the total reached a formidable 2 for 207 in 198 minutes. Darren Wates and Michael Clark each claimed two wickets.

WA lost two early wickets for one run before Adam Voges (25) and Michael Hussey (79) halted the progress with a third wicket partnership of 82. The momentum was maintained until Scott Kremerskothen came into the attack to claim three wickets to put paid to any hope of a WA win, with the final total 208 falling 62 runs short.

WESTERN AUSTRALIA V NEW SOUTH WALES

North Sydney, 31 October 2004

On the small North Sydney ground the WA batsmen went on a run-scoring spree with Scott Meuleman (59) and Marcus North (72) leading the way with an opening partnership of 151. In a record breaking performance Adam Voges followed with 100 not out in only his second one day match. His century came off a mere 62 balls in recording the fastest hundred in the domestic one day competition, and in the process he also hit the ING Cup sponsors sign on the full to claim the prize of \$50,000. The total reached 5 for 328 from 50 overs to set a big target for New South Wales.

After the loss of two wickets for 69, Matthew Phelps (66) and Brad Haddin combined in a partnership of 142 for the third wicket to give the home side a glimmer of hope to overtake the huge total. Haddin went on to score 120 before he was dismissed and with Dominic Thornely contributing 53 not out, what first appeared to be an insurmountable target saw WA finally scramble home by 3 runs in an exciting finish.

WESTERN AUSTRALIA V VICTORIA

St Kilda, 14 November 2004

In a rain affected match, play was delayed until 2pm and was reduced to a 24 over game

Victoria won the toss and elected to bowl. After a useful start with Luke Ronchi contributing a dashing 24 in the opening position, WA wickets fell steadily. At 5 for 63, Victoria had regained the advantage. However a 53 run partnership between Michael Hussey (60) and Kade Harvey (19) helped take the target to a competitive 129.

Victoria lost an early wicket before rain interrupted play. Under the Duckworth/Lewis system the target was reset at 108 from 19 overs. Mathew Elliott (54) and Brad Hogg (28) shared a partnership of 83 to take the total to 96 before Marcus North claimed both players. With 13 runs required from the final two overs, five runs came off the penultimate over, but Kade Harvey restricted the batsmen to just 3 runs off the final over to give WA what seemed an unlikely and exciting four run victory.



WESTERN AUSTRALIA V QUEENSLAND

Perth, 19 November 2004

Queensland won the toss and elected to bat. An opening partnership of 104 between James Hopes (23) and Jimmy Maher (72) in 70 minutes set the visitors up for a big score. Andy Bichel and Andrew Symonds followed with 35 and 72 respectively and the total reached 7 for 291 in 201 minutes. Brad Hogg claimed 3 for 56 and Steve Magoffin and Brett Dorey each took two wickets.

In reply WA was in early trouble, losing 2 for 11, before Marcus North and Murray Goodwin shared a fourth wicket partnership of 134 to give the home side a ray of hope. Goodwin was dismissed for 63, and Marcus North went on to take out the man-of-the-match award with 134 not out, but it was not enough to bridge the gap and Queensland won by 11 runs.

WESTERN AUSTRALIA V SOUTH AUSTRALIA

Adelaide, 17 December 2004

After WA won the toss and elected to bat, the South Australian bowlers claimed 5 for 66 in 68 minutes before Michael Hussey and Luke Ronchi staged a recovery with a sixth wicket partnership of 116 in 71 minutes. In that time Ronchi scored 75 with 10 fours and three sixes to highlight the fight-back. Hussey finished with 69 and Brad Hogg assisted with 35 in the final total of 262. Mike Cleary with 3 for 33 was the main wicket-taker.

South Australia made steady progress towards overhauling the target of 263, but after the dismissal of Greg Blewett for 83 with the score on 4 for 175 in 135 minutes the game changed direction. The WA bowlers stuck to the task and aided by three run-outs the match finished with WA taking the honours by 7 runs in a tense final over.

WESTERN AUSTRALIA V NEW SOUTH WALES

Perth, 2 January 2005

WA won the toss and elected to bat. They were in early trouble at 2 for 11 after six overs, before Adam Voges (52) and Michael Hussey (59) shared a third wicket partnership of 88 to help rescue the innings. Murray Goodwin followed with 31, but apart from Kade Harvey (22) the remaining batsmen failed, and the final total was a disappointing 207. Stuart Clark (4 for 24) and Shawn Bradstreet (3 for 43) were the main wicket takers.

The New South Wales batting moved steadily towards the target with Simon Katich leading the way with 84. Late in the innings the WA bowlers fought back, Kade Harvey taking 3 for 8 from three overs. With two overs left at 7 for 196 twelve runs were required. However a fielding error in the penultimate over saw NSW claim victory with one over to spare



Darren Wates

WESTERN AUSTRALIA V VICTORIA

Perth, 14 January 2005

After the loss of two wickets for 19 the innings was steadied with some useful batting from the middle order. Marcus North finished with 71 and shared in several partnerships to help take the total to 7 for 204, with Michael Hussey and Murray Goodwin contributing 28 and 24 respectively.

In reply the Victorian batting was always under pressure despite a three hour innings of 77 from Matthew Elliott. Beau Casson claimed 3 for 34 from 20 overs and Ben Edmondson took 2 for 34 to restrict the total to 177 from 46.2 overs.

WESTERN AUSTRALIA V TASMANIA

Devonport, 23 January 2005

WA lost 3 for 40 before Adam Voges (52) and Mike Hussey (26) fought back with a fourth wicket partnership of 82, but the Tasmanian bowling was not to be denied. Brett Geeves finished with 3 for 39 and with two wickets each to Kremerskothen and Doherty, WA was dismissed for 182.

Travis Birt (32) and Michael Di Venuto (42) shared a partnership of 52 in 31 minutes, but Kade Harvey took a hat-trick in his sixth over to put WA in sight of victory. Michael Bevan held firm with 48 not out, and Xavier Doherty (28) featured in a 50 run partnership to finally get Tasmania across the line at 8 for 185 with four overs to spare. Harvey finished with 4 for 25 from 9 overs.

WESTERN AUSTRALIA V SOUTH AUSTRALIA

Perth, 4 February 2005

South Australia won the toss and elected to bat. In a steady display with half centuries from Nathan Adcock (53) and Callum Ferguson (64) they reached a competitive total of 260 from its 50 overs. Beau Casson claimed 3 for 57, and Brad Williams and Ben Edmondson lent assistance with two wickets each.

WA chasing quick runs lost wickets at regular intervals, and the first six wickets fell for 88. Marcus North (35) and Adam Voges (31) offered some resistance, but the South Australian attack prevailed with Shaun Tait leading the way with 3 for 46 as the home side was dismissed for 162.

WESTERN AUSTRALIA V QUEENSLAND

Brisbane, 11 February 2005

Western Australia made a sound start to its innings with a century opening partnership between Chris Rogers (43) and Marcus North (55) but the momentum was not maintained with eight wickets falling for the addition of 108 runs. Darren Wates contributed a valuable 28 not out in the final total of 9 for 210. Michael Johnson (4 for 45) and Michael Kasprowicz (4 for 37) shared the bowling honours.

The Queensland batting was under pressure from the outset and apart from Jimmy Maher (34) and Clint Perren (28) the remainder of the batting failed against the persistent WA Attack.

Steve Magoffin, Kade Harvey and Darren Wates each claimed three wickets to dismiss Queensland for 153 to finish the season on a winning note.

Ford Territory.

Winner **wheels** Car of the Year.



> Winning the prestigious 2004 Wheels magazine Car of the Year award is an amazing achievement for the Ford Territory. The judges praised the Territory's revolutionary design that provides the handling and comfort of a sports sedan with the freedom to go off the beaten track. Earning further recognition was the Territory's versatile interior. And small wonder with features like optional seating for seven, over 30 storage compartments and rear seats that fold completely flat. So if you're looking for an award winning drive, visit your local Ford Dealer, an amazing test drive awaits. **Ford Territory. The possibilities are amazing.**

FMC3989

WESTERN AUSTRALIA V TASMANIA

Played in Perth on 15 October 2004

Toss: Tasmania

Result: Tasmania won by 62 runs

Twelfth Men: A Heal and A Blignaut

Umpires: B Bennett and B Oxenford

Award: D Marsh

TASMANIA BATTING

MJ DiVenuto	c North b Wates	22
MG Dighton	c Voges b Wates	8
DG Dawson	lbw b Clark	13
MG Bevan	c Ronchi b Clark	55
DJ Marsh	not out	106
GJ Bailey	st Ronchi b North	21
LR Butterworth	not out	29
DG Wright		
AR Griffiths		
SP Kremerskothen		
B Greeves		
Sundries	(9lb, 6w, 1nb)	16

TOTAL 5 wkts for 270

FOW: 20, 42, 62, 151, 201

WESTERN AUSTRALIA BOWLING

	O	M	R	W
Wates	10	1	42	2
Magoffin	10	2	51	-
Clark	10	1	32	2
Harvey	9	-	57	-
Hogg	9	-	55	-
Hussey	1	-	19	-
North	1	-	5	1

WESTERN AUSTRALIA BATTING

L Ronchi	c Greeves b Wright	0
MJ North	c DiVenuto b Griffiths	1
AC Voges	c Butterworth b Greeves	25
MEK Hussey	c Bailey b Kremerskothen	79
MW Goodwin	c Bailey b Kremerskothen	21
KM Harvey	c Griffiths b Kremerskothen	28
GB Hogg	c Wright b Marsh	10
DJ Wates	c Dawson b Greeves	5
MW Clark	not out	14
SJ Magoffin	c Dighton b Wright	0
SW Meuleman	absent injured	
Sundries	(4lb, 18w, 3nb)	25

TOTAL 208

FOW: 0, 1, 83, 116, 169, 185, 188, 201, 208

TASMANIA BOWLING

	O	M	R	W
Wright	8.5	-	33	2
Griffith	7	1	47	1
Greeves	8	2	18	2
Butterworth	3	-	24	2
Kremerskothen	10	-	50	3
Marsh	10	-	27	1

WESTERN AUSTRALIA V NEW SOUTH WALES

Played at North Sydney on 31 October 2004

Toss: New South Wales

Result: Western Australia won by 3 runs

Twelfth Men: B Casson and M Nicholson

Umpires: G Morrow and S Reed

Award: AC Voges

WESTERN AUSTRALIA BATTING

SW Meuleman	st Haddin b Kretza	59
MJ North	c Haddin b Kretza	72
AC Voges	not out	100
MEK Hussey	c Haddin b Bradstreet	13
MW Goodwin	c Mail b MacGill	36
KM Harvey	st Haddin b MacGill	17
L Ronchi	not out	1
DJ Wates		
GB Hogg		
MW Clark		
SJ Magoffin		
Sundries	(1b, 8lb, 21w)	30

TOTAL 5 wkts for 328

FOW: 151, 170, 219, 287, 326

NEW SOUTH WALES BOWLING

	O	M	R	W
Bracken	10	1	53	-
Clark	10	-	30	-
Thornely	4	-	39	-
Bradstreet	8	-	68	1
Kretza	9	-	63	2
MacGill	9	-	66	2

NEW SOUTH WALES BATTING

PA Jaques	c Meuleman b Wates	40
GJ Mail	c Ronchi b Wates	23
MJ Phelps	c Ronchi b Hogg	66
BJ Haddin	b Harvey	120
DJ Thornely	not out	53
SD Bradstreet	run out	0
AW O'Brien	lbw. b Magoffin	9
J Kretza	not out	5
NW Bracken		
SR Clark		
SC MacGill		
Sundries	(1lb, 5w, 3nb)	9

TOTAL 6 wkts for 325

FOW: 67, 69, 211, 302, 303, 320

WESTERN AUSTRALIA BOWLING

	O	M	R	W
Wates	10	-	56	2
Clark	5	1	27	-
Magoffin	10	2	62	1
Harvey	10	-	56	1
Voges	3	-	30	-
Hogg	7	-	59	1
North	5	0	34	-

WESTERN AUSTRALIA V VICTORIA

Played at St Kilda on 14 November 2004

Toss: Victoria

Result: Western Australia won by 4 runs on revised run rate

Twelfth Men: DJ Wates and G Denton

Umpires: R Parry and P Reiffel

Award: MEK Hussey

WESTERN AUSTRALIA BATTING

MJ North	c Hussey b McDonald	11
L Ronchi	c Hodge b Lewis	24
AC Voges	c Moss b McDonald	0
MEK Hussey	c Lewis b White	60
MW Goodwin	c Crosthwaite b Knowles	3
SW Meuleman	c Elliott b Knowles	3
KM Harvey	c Crosthwaite b Lewis	19
PC Worthington	not out	1
GB Hogg		
BR Dorey		
SJ Magoffin		
Sundries	(2lb, 5w)	7

TOTAL 7 wkts for 128

FOW: 22, 37, 37, 44, 63, 116, 128

VICTORIA BOWLING

	O	M	R	W
Lewis	5	-	23	2
McDonald	5	1	23	2
Knowles	5	-	14	2
Moss	4	-	31	-
White	5	-	35	1

VICTORIA BATTING

MT Elliott	b North	54
J Moss	c Ronchi b Harvey	8
BJ Hodge	b North	28
DJ Hussey	not out	3
GC Rummans	not out	4
AB McDonald		
CL White		
ML Lewis		
A Crosthwaite		
BA Knowles		
T Welsford		
Sundries	(3lb, 2w, 1nb)	6

TOTAL 3 wkts for 103

FOW: 13, 96, 97

WESTERN AUSTRALIA BOWLING

	O	M	R	W
Harvey	4	-	19	1
Magoffin	3	1	10	-
Worthington	3	-	20	-
Dorey	3	-	16	-
Hogg	3	-	20	-
North	3	-	15	2

WESTERN AUSTRALIA V QUEENSLAND

Played in Perth on 19 November 2004

Toss: Queensland

Result: Queensland won by 6 runs

Twelfth Men: P Worthington and C Simpson

Award: MJ North

QUEENSLAND BATTING

JRHopes	b Dorey	23
JP Maher	c Goodwin b Dorey	72
AJ Bichel	c Campbell b Magoffin	35
A Symonds	c Dorey b Hogg	72
SR Watson	c Campbell b Magoffin	1
CT Perren	c Dorey b Hogg	19
AJ Nye	c Magoffin b Hogg	1
BP Nash	not out	11
NM Hauritz	not out	32
C Hartley		
AA Noffke		
Sundries	(2b, 9lb, 7w, 2nb)	20

TOTAL 7 wkts for 286

FOW: 104, 109, 162, 164, 235, 245, 245

WESTERN AUSTRALIA BOWLING

	O	M	R	W
Magoffin	9	1	41	2
Wates	10	1	49	-
Dorey	10	1	27	2
Harvey	6	-	61	-
Hogg	10	-	56	3
North	5	-	46	-

WESTERN AUSTRALIA BATTING

SW Meuleman	c Hartley b Bichel	0
MJ North	not out	134
AC Voges	c Hartley b Bichel	2
MEK Hussey	c & b Hopes	21
MW Goodwin	c Bichel b Noffke	63
RJ Campbell	c Nye b Watson	11
KM Harvey	run out	0
GB Hogg	not out	25
DJ Wates		
BR Dorey		
SJ Magoffin		
Sundries	(1b, 3lb, 19w, 1nb)	24

TOTAL 6 wkts for 280

FOW: 9, 11, 76, 210, 233, 236

QUEENSLAND BOWLING

	O	M	R	W
Noffke	10	2	52	1
Bichel	10	1	44	2
Watson	9	-	51	1
Hopes	7	1	42	1
Symonds	6	-	35	-
Hauritz	8	-	52	-

WESTERN AUSTRALIA V SOUTH AUSTRALIA

Played in Adelaide on December 17, 2004

Toss: Western Australia

Result: Western Australia won by 7 runs

Twelfth Men: DJ Wates and K Skewes

Umpires: R Parry and K Perrin

Award: L Ronchi

WESTERN AUSTRALIA BATTING

CJL Rogers	c Manou b Harris	18
MJ North	c Manou b Cleary	10
AC Voges	c Manou b Harris	3
MEK Hussey	lbw b Cullen	69
MW Goodwin	c Manou b Cleary	10
KM Harvey	c Harris b Tait	2
L Ronchi	c Manou b Tait	75
GB Hogg	c Harris b Blewett	35
BR Dorey	c Tait b Blewett	2
BA Williams	not out	2
SJ Magoffin	lbw b Cleary	1
Sundries	(10lb, 25w)	35

TOTAL 262

FOW: 42, 44, 46, 63, 66, 182, 243, 251, 261, 262

SOUTH AUSTRALIA BOWLING

	O	M	R	W
Tait	8	-	50	2
Harris	10	2	50	2
Cleary	9.3	-	33	3
Blewett	7	1	21	2
Cullen	10	-	54	1
Higgs	3	-	24	-
Cosgrove	1	-	20	-

SOUTH AUSTRALIA BATTING

MJ Cosgrove	c Dorey b Harvey	36
GS Blewett	st Ronchi b North	83
NT Adcock	run out (North/Ronchi)	9
MA Higgs	b Dorey	23
CJ Ferguson	run out (Goodwin/North)	13
JK Smith	lbw b Harvey	5
GA Manou	b Dorey	30
MF Cleary	b Hogg	34
RJ Harris	b Harvey	2
DJ Cullen	run out (Magoffin)	3
SW Tait	not out	2
Sundries	(8lb, 4w, 3nb)	15

TOTAL 255

FOW: 66, 100, 155, 175, 179, 182, 236, 239, 251, 255

WESTERN AUSTRALIA BOWLING

	O	M	R	W
Williams	1	-	1	-
Magoffin	10	-	68	-
Dorey	9.1	1	38	2
Harvey	10	-	40	3
Hogg	10	-	44	1
Hussey	2	-	15	-
Voges	3	-	20	-
North	4	-	21	1

WESTERN AUSTRALIA V NEW SOUTH WALES

Played in Perth on 2 January 2005

Toss: Western Australia

Result: New South Wales won by 3 wickets

Twelfth Men: SJ Magoffin and M Nicholson

Umpires: J Brooks and A Craig

Award: S Katich

WESTERN AUSTRALIA BATTING

CJL Rogers	c Bollinger b Clark	5
MJ North	c & b Clark	2
AC Voges	c Phelps b Bradstreet	52
MEK Hussey	c Haddin b Bradstreet	59
MW Goodwin	c Haddin b Lee	31
L Ronchi	lbw b Bradstreet	0
GB Hogg	b Clark	13
KM Harvey	b Bracken	22
DJ Wates	not out	3
BJ Dorey	b Bracken	0
BM Edmondson	c Jaques b Clark	3
Sundries	(5lb, 12w)	17

TOTAL 207

FOW: 7, 11, 99, 133, 168, 201, 201, 201, 207

NEW SOUTH WALES BOWLING

	O	M	R	W
Lee	10	-	52	1
Clark	10	2	24	4
Bollinger	10	2	39	-
Bracken	10	1	44	2
Bradstreet	10	1	43	3

NEW SOUTH WALES BATTING

PA Jaques	c Dorey b Wates	15
SM Katich	c Ronchi b Harvey	84
MJ Phelps	c Ronchi b Wates	4
BJ Haddin	c Ronchi b Edmondson	23
DJ Thornely	c Ronchi b Edmondson	27
E Cowan	not out	22
SD Bradstreet	lbw b Harvey	2
B Lee	b Harvey	1
NW Bracken	not out	5
SR Clark		
D Bollinger		
Sundries	(4b, 7lb, 12w, 3nb)	26

TOTAL 7 wickets for 209

FOW: 26, 33, 92, 165, 181, 191, 196

WESTERN AUSTRALIA BOWLING

	O	M	R	W
Wates	10	-	45	2
Dorey	10	4	25	-
Edmondson	10	1	39	2
Harvey	9	-	29	3
Hogg	10	-	60	-

WESTERN AUSTRALIA V VICTORIA

Played in Perth on 14 January 2005
Toss: Western Australia
Result: Western Australia won by 27 runs
Twelfth Men: C Rogers and T Welsford
Umpires: J Brooks and B Bennett
Award: B Cassons

WESTERN AUSTRALIA BATTING

JL Langer	c Hussey b Knowles	5
L Ronchi	b Harvey	6
MJ North	b Lewis	71
AC Voges	c Warne b Moss	21
MEK Hussey	lbw b White	28
MW Goodwin	c Crosthwaite b Warne	24
KM Harvey	b Lewis	15
DJ Wates	not out	6
B Casson	not out	3
BA Williams		
BM Edmondson		
Sundries	(2b,8lb,15nb)	25

TOTAL 7 wkts for 204

FOW: 16, 19, 56, 105, 155, 189, 201

VICTORIA BOWLING

	O	M	R	W
Knowles	10	2	29	1
Lewis	10	-	31	2
Harvey	10	2	32	1
Moss	4	-	25	1
Warne	9	-	51	1
White	7	-	26	1

VICTORIA BATTING

J Moss	b Wates	15
MT Elliott	c Goodwin b Casson	77
BJ Hodge	b Wates	5
DJ Hussey	run out	1
GC Rummans	lbw b Casson	25
CL White	st Ronchi b Casson	2
IJ Harvey	lbw b Harvey	14
A Crosthwaite	lbw b Edmondson	3
SK Warne	c Ronchi b Edmondson	2
BA Knowles	not out	13
ML Lewis	b Williams	5
Sundries	(7lb, 8w)	15

TOTAL 177

FOW: 21, 31, 43, 85, 104, 133, 137, 152, 160, 177

WESTERN AUSTRALIA BOWLING

	O	M	R	W
Williams	8.2	1	30	1
Wates	10	1	41	2
Edmondson	10	1	34	2
Casson	10	-	34	3
Harvey	8	-	31	1

WESTERN AUSTRALIA V TASMANIA

Played in Devonport on 23 January 2005
Toss: Western Australia
Result: Tasmania won by 2 wkts
Twelfth Men: CJL Rogers and D McNees
Umpires: J Smeaton and B Muir

WESTERN AUSTRALIA BATTING

JL Langer	b Geeves	8
L Ronchi	c Marsh b Geeves	4
MJ North	c Bailey b Geeves	21
AC Voges	c Doherty b Griffith	52
MEK Hussey	c Bailey b Doherty	26
MV Goodwin	lbw b Doherty	2
KM Harvey	b Kremerskoth	15
B Casson	b Marsh	5
BR Dorey	run out	17
BA Williams	b Kremerskoth	9
BM Edmondson	not out	0
Sundries	(3b, 4lb, 15w, 1nb)	23

TOTAL 182

FOW: 7, 33, 40, 122, 122, 124, 136, 167, 182, 182

TASMANIA BOWLING

	O	M	R	W
Griffith	10	1	26	1
Geeves	9	-	35	3
Wright	10	-	28	-
Kremerskoth	7	-	36	2
Doherty	10	-	39	2
Marsh	3	1	7	1

TASMANIA BATTING

TR Blrt	run out	32
MG Dighton	lbw b Williams	3
MJ Di Venuto	c North b Edmondson	42
MG Bevan	not out	48
DJ Marsh	b Harvey	4
GJ Bailey	lbw b Harvey	0
DG Wright	lbw b Harvey	0
SP Kremerskoth	c Langer b Casson	9
XJ Doherty	b Harvey	28
B Geeves	not out	0
AR Griffith		
Sundries	(7b, 2lb, 7w, 3nb)	19

TOTAL 8 wkts for 185

FOW: 14, 66, 99, 111, 111, 111, 127, 177

WESTERN AUSTRALIA BOWLING

	O	M	R	W
Dorey	10	-	45	-
Williams	8	-	35	1
Harvey	9	2	25	4
North	2	-	13	-
Edmondson	10	4	24	1
Casson	6	-	30	1

WESTERN AUSTRALIA V SOUTH AUSTRALIA

Played in Perth on 4 February 2005
Toss: South Australia
Result: South Australia won by 98 runs
Twelfth Men: S Marsh and T Kelly
Umpires: J Brooks and B Bennett
Award: R Harris

SOUTH AUSTRALIA BATTING

GS Blewett	c Ronchi b Williams	22
GA Manou	c Goodwin b Williams	17
NTAdcock	c Harvey b Casson	53
MA Higgs	c Ronchi b Edmondson	24
CJ Ferguson	c Goodwin b Casson	64
DJ Harris	c Ronchi b Casson	5
SB Tubb	c Rogers b Edmondson	29
RJ Harris	run out	26
D Cullen	not out	13
SW Tait	not out	1
PC Rofe		
Sundries	(2lb,4w)	6

TOTAL 8 wkts for 260

FOW: 33, 44, 80, 161, 168, 201, 236, 255

WESTERN AUSTRALIA BOWLING

	O	M	R	W
Williams	10	-	45	2
Wates	10	2	36	-
Edmondson	10	-	64	2
Harvey	10	-	56	-
Casson	10	-	57	3

WESTERN AUSTRALIA BATTING

CJLRogers	c Blewett b Rofe	2
L Ronchi	c Adcock b Tait	29
MJ North	c Manou b Blewett	35
MEK Hussey	c Manou b R Harris	7
MW Goodwin	c Manou b R Harris	5
AC Voges	c R Harris b Rofe	31
KM Harvey	c D Harris b Blewett	0
B Casson	lbw b Tait	18
DJ Wates	lbw b Tait	0
BA Williams	lbw b Cullen	17
BM Edmondson	not out	3
Sundries	(8lb,4w, 3nb)	15

TOTAL 162

FOW: 6, 37, 59, 88, 88, 88, 113, 121, 141, 162

SOUTH AUSTRALIA BOWLING

	O	M	R	W
Tait	10	-	46	3
Rofe	5.1	-	30	2
Harris R	10	1	38	2
Blewett	6	1	22	2
Cullen	3	-	21	1

WESTERN AUSTRALIA V QUEENSLAND

Played in Brisbane on 11 February 2005
Toss: Western Australia
Result: WA won by 57 runs
Twelfth Men: S Marsh and AA Noffke
Umpires: B Oxenford and P Parker
Award: DJ Wates

WESTERN AUSTRALIA BATTING

CJL Rogers	c Nash b Kasproicz	43
MJ North	run out	55
AC Voges	c Seccombe b Kasproicz	1
MEK Hussey	c Nash b Kasproicz	21
MW Goodwin	c Perren b Johnson	19
L Ronchi	c Bichel b Johnson	1
KM Harvey	lbw b Kasproicz	11
B Casson	c Phillipson b Johnson	5
DJ Wates	not out	28
BA Williams	c Maher b Johnson	9
SJ Magoffin	not out	2
Sundries	(2lb, 8w, 5nb)	15

TOTAL 9 wkts for 210

FOW: 102, 107, 107, 144, 146, 163, 163, 180, 193

QUEENSLAND BOWLING

	O	M	R	W
Johnson	10	1	45	4
Bichel	7	1	28	-
Hopes	10	-	35	-
Kasproicz	10	1	37	4
Hauritz	10	-	49	-
Stevens	3	-	14	-

QUEENSLAND BATTING

JP Maher	c Magoffin b Harvey	34
LM Stevens	c North b Magoffin	8
CT Perren	c Rogers b Harvey	28
CA Phillipson	c Ronchi b Wates	1
JR Hopes	c Magoffin b Harvey	2
BP Nash	lbw b Casson	15
WA Seccombe	c Williams b Magoffin	10
AJ Bichel	c & b Magoffin	12
NM Hauritz	lbw b Wates	7
MG Johnson	c Rogers b Wates	8
MS Kasproicz	not out	3
Sundries	(4b, 4lb, 16w, 1nb)	25

TOTAL 153

FOW: 24, 82, 87, 89, 95, 114, 131, 131, 148, 153

WESTERN AUSTRALIA BOWLING

	O	M	R	W
Magoffin	10	-	40	3
Williams	8	2	20	-
Harvey	7	1	32	3
Wates	8	1	32	3
Casson	8	-	21	1

Kade Harvey A Man for All Seasons



By Shaun Taylor WACA Communications Manager

Kade Harvey's retirement from State cricket last season brought down the curtain on a career of a wonderful completely team orientated cricketer.

During the past 11 seasons, no player has made more self sacrifice in the name of the Retravision Warriors' greater cause.

In terms of runs scored, wickets taken, games played and titles claimed, Harvey's contribution to Western Australian cricket speaks for itself. To measure it by statistics only would be an injustice because the raw figures alone can only convey a fraction of the story.

It is no surprise that he again made a significant contribution to an outstanding team win during his last game, and not for the first time, was overlooked for the Man of the Match prize when the individual accolades were handed out.

The Warriors win over Queensland at the Gabba was not only WA's final match of the 2004-05 ING Cup season, it was also Kade 'Banger' Harvey's final match for WA.

The Warriors batted first and made a modest 9-210 off 50 overs and Queensland were cruising at 1-82 when Harvey was thrust into battle, sparking a revival that led to an unlikely victory.

With his team again in desperate need of a wicket, 'skipper' Mike Hussey tossed the ball to the team's 'Mr Fix It' who promptly dismissed WA nemesis Jimmy Maher who was already in full flight with his flashing blade.

Harvey went on to take 3-32 off seven overs and although returning the same bowling figures as Darren Wates, it was the latter who earned the Man of the Match Award.

From his promising first class debut at the MCG in 1994-95, Harvey fulfilled a unique role as a spare parts player in WA teams for the next decade.

"I had just finished playing for the Australian under 19's at the MCG, and was getting ready to go to Sydney for the next match", Harvey said.

"The Coach knocked on my door to tell me I was staying in Melbourne because I'd been picked to play for WA in the final 'Shield' match of the season."



Harvey was rushed into the squad after Brendon Julian was called up as a late replacement for the Australian team in the West Indies.

"Maybe it was handy for the selectors because I was in form and in the right place at the right time, but either way I was thrilled to bits and happy to take the opportunity when it came."

Whatever the reasons, the WA selectors had already identified Harvey's essential qualities, team attitude, willingness and ability to take on a challenge, and took good advantage of them.

Considered by many to be a 'one-day' specialist during his career, the all-rounder's diverse range of skills and profound mental strength made him the perfect person to turn to in a one-day match crisis.

This was no better illustrated than his remarkable effort in turning around WA's fortunes during the modern miracle match that was WA's win over Queensland in the 2003-04 ING Cup Final at the Gabba.

Harvey was a Captain and a Selector's dream, but an opponent's nightmare. Whether the opposition were on a batting rampage and the WA skipper throws Harvey the ball or striding

to the crease gripping the blade tight with that steely glint in his eye, the same attitude of fierce determination was always present in his make-up.

A game was never really over until 'Banger' Harvey was dismissed or had completed his ten over spell.

Team success in the four day game eluded him, and was his motivation for playing another season after the euphoria of last season's ING Cup victory presented him with the perfect opportunity to go out on top.

"I played as much first class cricket as I probably should have", said Harvey in a typically honest self appraisal.

It comes as no surprise to learn that Harvey is also a passionate and loyal club cricketer and will continue playing club cricket for his beloved Scarborough.

Kade Harvey leaves the first class scene with a distinguished record, that marks the career of one of the unsung heroes of Western Australian cricket in the modern era.

Kade Harvey

	m	inn	no	hs	runs	ave	100	50	ct	runs	wkts	ave	best
First Class	26	39	10	*100	661	22.79	1	1	18	2112	58	36.41	4/43
Sheffield Shield / Pura	23	36	9	*100	645	23.89	1	1	16	1866	55	33.93	4/43
One day Competition	79	57	18	*53	806	20.67	-	2	12	2794	103	27.13	4/8



THE SHEIK OF SPEAK.

Cometti talks cricket.
Perth's National Nine News 6.00pm weeknights.



Twenty20 History Made at the WACA Ground



By Simon Moore-Crouch WACA Communications Officer



Players miked up, batsmen running to the crease, balls flying over the boundary, 20,000 screaming fans and a cricket match done in three hours. Welcome to the phenomenon that is Twenty20.

The WACA Ground heralded in a new era for domestic cricket in January when the famous venue was the scene for Australia's first ever interstate Twenty20 match.

Interest before the match, featuring the Retravision Warriors and a Victorian side boasting Shane Warne, was high, but the response from the public blew even the most optimistic crowd prediction out of the water.

Over 20,000 patrons flooded into the WACA, resulting in the gates being closed for the first time in 20 years.

They weren't disappointed as veteran master blaster Ryan Campbell and his young protégé Luke Ronchi put on a devastating display with the willow.

The Vics batted first and despite some electrifying fielding and catching from the Warriors they still made a respectable 9-141 from their 20 overs; rookie 'keeper' Adam Crosthwaite smashing 57 from 46 balls.

His knock paled in comparison to what Campbell and Ronchi served up. It was reminiscent of a backyard cricket match as the flamboyant pair punished the Bushrangers bowlers, despatching them to all corners of the WACA.

Ronchi blasted 67 from a mere 24 balls in a Man of the Match performance. In one nine ball spell he hit five sixes, sparing not even the greatest leg spinner of all time. Ronchi gallantly donated his \$1000 prize to the Tsunami Relief Appeal.

Campbell kept the crowd on their feet after Ronchi was stumped off the bowling of Warne, leading the Warriors to a comfortable victory. His 56 not out came from 42 balls as the home side reached the victory target two wickets down in the 13th over. The Warriors donated \$5,000 of their winners purse to the Leukaemia Foundation and the other \$5,000 to the Tsunami Relief Appeal.

Following the WACA's successful venture into Twenty20, Cricket Australia has announced that next summer will see a six match domestic Twenty20 tournament. Stay tuned for all the latest on next summer's Twenty20 action at the WACA website!





Gold Cup Martyn's Golden Summer

By Shaun Taylor WACA Communications Manager



WACA President Dennis Lillee congratulates Brad Hogg on winning the President's Award.

Damien Martyn capped an extraordinary 12 months when he won the Carlton & United Beverages Gold Cup presented at a gala dinner at the Hyatt Regency last April.

Martyn polled 39 out of a maximum 40 votes to be crowned Western Australia's most outstanding cricketer for 2004-05. He beat Justin Langer on 30 votes, Adam Gilchrist on 25 and Michael Hussey with 14.

Langer accepted the Award on his close friend's behalf as Martyn was unable to attend the dinner.

Martyn won the award in 1991-92 and 1992-93 for his outstanding form in domestic cricket but 2004-05 was the finest season of his brilliant career. In 2004 alone he made 1265 Test runs at an average of 63.75. He starred on the tour of India when he was instrumental in the historic series win. He made 444 runs at an average of 55.50 with two centuries.

The 33-year-old followed that with 310 runs at 103.33 in the three Test series against Pakistan and 235 runs at 78.33 in the three Test series in New Zealand. It wasn't only in Test cricket that Martyn made his mark. In the VB Series against Pakistan and the West Indies he made 240 runs in seven matches at an average of 60.00.

"It is a huge honour to win it because West Australian cricket is still very much in my heart and I love the rare opportunities to play for WA," Martyn said.



Michael Hussey with Laurie Sawle.

"But it is also a weird feeling because the international scheduling doesn't allow Gilly (Adam Gilchrist) and I to play State cricket.

"We can't get back to WA much but it is still great to win. It is very satisfying though because Justin and Adam both had such good years and at the start of the year I was under a fair bit of pressure and then had big challenges in Sri Lanka and India."



Michael Hussey (r) with season debutants Brett Dorey and Steve Magoffin.

Retravisson Warriors Vice-Captain Hussey was the other major award winner on the night taking out the prestigious Laurie Sawle Medal for a superb domestic season. The Laurie Sawle Medal is voted on by the players, Umpires, Coach and a Selector after each match.

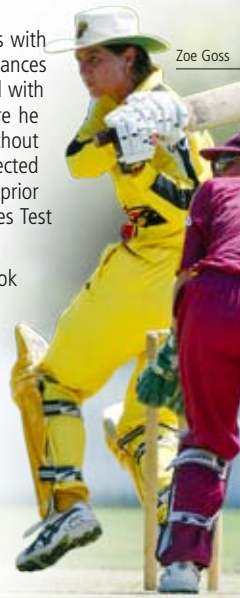
In a cliffhanging finish, Hussey polled 48 votes to just edge out Marcus North on 47. Murray Goodwin was third with 35, Adam Voges fourth with 21 and Kade Harvey fifth on 20.

Hussey enjoyed a remarkably consistent season in First-Class and limited-overs cricket. The 29-year-old made 721 runs in the Pura Cup at 55.46 with double-centuries against Tasmania and Victoria.

In the ING Cup he made 383 runs with four half-centuries. These performances earned him a tour to New Zealand with the Australian one-day team where he scored 97 runs in four matches without being dismissed. He was also selected for the one-day tour of England prior to the commencement of the Ashes Test Series.

In the other awards, Brad Hogg took out the President's Award for the most outstanding individual performance of the season when he single-handedly won a Pura Cup match for WA against South Australia in Adelaide in December.

Hogg made 109 and 61 before taking three second innings wickets and executing a brilliant run out in the low-scoring match.



Zoe Goss

North won the Excalibur Award for best upholding the spirit of the Retravision Warriors. The 25-year-old had his most consistent season for WA with 747 runs in the Pura Cup at 53.35 and 412 ING Cup runs 45.77. The Award is synonymous with lion-hearted fast-bowler Jo Angel who won it on four occasions.

All-rounder Peter Worthington claimed the Coaches Award for his never say die attitude. Coach Wayne Clark complimented Worthington on his terrific work ethic and positive attitude.

The Western Fury's Zoe Goss made 205 runs at 34.16 in six Women's National Cricket League matches and was awarded the PW Freeman Perpetual Trophy for her efforts. The Trophy goes to WA's most outstanding female cricketer each season. Goss has won the award on nine occasions in a career that began in the mid 1980's.

Retiree Kade Harvey was honoured with a presentation by Hussey, a team mate and close friend. Harvey retired as WA's most prolific limited-overs wicket taker. He was presented with the mounted ball that he took a hat trick with against Tasmania in Devonport last season and a framed, signed photograph of the 2003-04 ING Cup winning team in which he starred.

First-Class debutants Steve Magoffin and Brett Dorey were presented with framed photographs of their first-match for WA.

In the Media Awards, John Townsend from the West Australian dominated. He won three awards for Best News Story, Best Feature Story and Best Match Report. Colin Bettles won the other print award for Best Grade Cricket Story.

In the Radio category Sport FM's Bob Massie took out the Best Special Comments Award and Ryan Campbell and Townsend's 'Through to the Keeper' radio show won Best Radio Show for Sport FM. ABC Radio's Glenn Mitchell was named Best Match Commentator.

The West Australian's Mal Fairclough won for Best Action Photograph and up and coming Network Ten Television Sport Reporter Rebecca Killen took out Best Television Report.

2004-05 CARLTON & UNITED BEVERAGES GOLD CUP AWARD WINNERS

CUB Gold Cup	Damien Martyn
Laurie Sawle Medal	Michael Hussey
President's Award	Brad Hogg
Excalibur Award	Marcus North
Coach's Award	Peter Worthington
PW Freeman Perpetual Trophy	Zoe Goss

Damien Martyn plays one of his trademark pull shots that led him to a mountain of runs over the last year.





STREETS®



First Test - Darwin

Sri Lanka won the toss and put Australia in to bat, and Justin Langer (30) and Matthew Hayden (37) survived the early attack to

put on 72 in the opening partnership. A fourth wicket partnership of 97 between Damien Martyn (47) and Darren Lehmann (57) carried the score to 4 for 177 before the bowling took charge. Chaminda Vaas was the destroyer with 5 for 31 from 18.3 overs and Australia was dismissed for 207.

In reply Sri Lanka collapsed to be all out for 97 with Glenn McGrath leading the way with 5 for 37 from 15 overs and Shane Warne wrapping up the tail with 3 for 20.

Darren Lehmann (51) posted his second half century of the match and Adam Gilchrist returned to form with 80 in the final total of 201. Lasith Malinga, playing in his first Test match finished with 4 for 42 to claim six wickets for the match.

Michael Kasprowicz stole the limelight in the Sri Lankan second innings, taking 7 for 39 from 17.4 overs as the visitors succumbed to be all out for 162 to give Australia a comfortable victory inside three days.

Second Test – Cairns

Australia made the most of the opportunity to bat after Sri Lanka again won the toss, with Justin Langer (162) and Matthew Hayden (117) putting on 255 in the opening partnership. Ricky Ponting, in his return to the line-up posted a brisk 22 before Langer and Damien Martyn (97) shared a third wicket partnership of 101. Darren Lehman recorded his third half century of the series before Upul Chandana halted the onslaught to take 5 for 109 from 26 overs in the final total of 517.

Marvin Atapattu (133) and Kumar Sangakkara (74) put on 118 for the second wicket and the Sri Lankan top order offered stout resistance with Jayawardene (43) Samaraweera (70) and Dilshan (35) making useful contributions to help take the total to 455. Jason Gillespie and Shane Warne each claimed three wickets.

The Australian second innings was highlighted by Hayden's second century of the match. His 132 and 52 from Damien Martyn provided the opportunity for a declaration at 9 for 292. Chandana was again to the fore with 5 for 101 to finish with ten wickets for the match.

A spirited effort by Sri Lanka saw them hold on for 345 minutes to force a draw with 8 for 183 from 85 overs.

TOURING PARTY

M Atapattu (Captain) - pictured below

R Arnold

U Chandana

T Dilshan

D Fernando

R Herath

S Jayasuriya

M Jayawardene

R Kaluwitharana

F Maharoof

L Malinga

T Samaraweera

K Sangakkara

C Vaas

N Zoysa

SUMMARY OF MATCHES

Tests: Played 2, Lost 1, Drawn 1

Other: Played 1, Won 1

RESULT OF MATCHES

24-27 June 2004

Chief Minister's XI 419 & 9/145 decl'd lost to Sri Lanka 7/378 decl'd & 5/187

1-3 July 2004

First Test – Australia 207 & 201 defeated Sri Lanka 97 & 162

9-13 July 2004

Second Test – Australia 517 & 9/292 decl'd drew with Sri Lanka 455 & 8/183



Australia Batting

Player	Matches	Inn	N.O	H.S	Runs	Ave	100	50	CT/ST
ML Hayden	2	4	-	132	288	72.00	2	-	2
JL Langer	2	4	-	162	210	52.50	1	-	1
DR Martyn	2	4	-	97	203	50.75	-	2	-
DS Lehmann	2	4	-	57	179	44.75	-	3	1
RT Ponting	1	2	-	45	67	33.50	-	-	1
AC Gilchrist	2	4	-	80	115	28.75	-	1	11/2
MS Kasprowicz	2	4	2	15	29	14.50	-	-	2
SM Katich	2	4	-	15	26	6.50	-	-	-
JN Gillespie	2	4	-	16	22	5.50	-	-	3
SK Warne	2	4	-	4	9	2.25	-	-	4
MT Elliott	1	2	-	1	1	0.50	-	-	1
GD McGrath	2	3	2	0	0	0.00	-	-	-

Australia Bowling

Player	O	M	Runs	Wkts	Ave	5Wi	10WM	Best
GD McGrath	81	30	171	10	17.10	1	-	5/37
MS Kasprowicz	67.4	12	201	8	25.12	1	-	7/39
SK Warne	100.5	24	280	10	28.00	-	-	4/70
JN Gillespie	81.4	18	210	7	30.00	-	-	3/116
DS Lehmann	5	1	5	-	-	-	-	-

Sri Lanka Batting

Player	Matches	Inn	N.O	H.S	Runs	Ave	100	50	CT/ST
M Atapattu	2	4	-	133	156	39.00	1	-	2
K Sangakkara	2	4	-	74	142	35.50	-	2	7
T Dilshan	2	4	1	35	87	29.00	-	-	2
M Jayawardene	2	4	-	44	107	26.75	-	-	2
T Samaraweera	2	4	-	70	103	25.75	-	1	4
R Kaluwitharana	1	2	-	34	48	24.00	-	-	3/3
U Chandana	2	4	-	19	64	16.00	-	-	1
S Jayasuriya	2	4	-	22	59	14.75	-	-	3
C Vaas	2	4	2	*11	28	14.00	-	-	-
R Arnold	1	2	-	11	17	8.50	-	-	2
N Zoysa	2	4	2	12	16	8.00	-	-	-
L Malinga	2	3	-	0	0	0.00	-	-	1

Sri Lanka Bowling

Player	O	M	Runs	Wkts	Ave	5Wi	10WM	Best
T Dilshan	2	-	4	2	2.00	-	-	2/4
U Chandana	50.4	3	240	10	24.00	1	1	5/101
L Malinga	63.3	8	264	10	26.40	-	-	4/42
C Vaas	72.3	15	236	7	33.71	1	-	5/31
S Jayasuriya	26	7	58	1	58.00	-	-	1/21
N Zoysa	60	18	187	3	62.33	-	-	2/34
T Samaraweera	37	3	148	2	74.00	-	-	1/43
R Arnold	1	-	9	-	-	-	-	-

AUSTRALIA V SRI LANKA (FIRST TEST)

Played in Darwin on the 1,2,3 July 2004

Toss: Sri Lanka

Result: Australia won by 149 runs

Twelfth Men: S MacGill and R Herath

Umpires: B Bowden and Alim Dar

AUSTRALIA BATTING

JL Langer	c Chandana b Samaraweera	30	c Sangakkara b Vaas	10
ML Hayden	c Jayasuriya b Vaas	37	c Sangakkara b Zoysa	2
MT Elliott	c Arnold b Vaas	1	c Dilshan b Vaas	0
DR Martyn	c Arnold b Jayasuriya	47	c Sangakkara b Malinga	7
DS Lehmann	lbw b Malinga	57	c Sangakkara b Malinga	51
SM Katich	c Sangakkara b Vaas	9	c Dilshan b Chandana	15
AC Gilchrist	c Sangakkara b Malinga	0	run out	80
SK Warne	run out	2	lbw b Malinga	1
JN Gillespie	lbw b Vaas	4	c Samaraweera b Chandana	16
MS Kasprovicz	not out	2	c & b Malinga	15
GD McGrath	c Samaraweera b Vaas	0	not out	0
Sundries	(2b, 6lb, 2w, 8nb)	18	(3lb, 1nb)	4

TOTAL 207

TOTAL 201

FOW: 72, 73, 80, 177, 189, 189, 201, 202, 207, 207

12, 12, 14, 64, 77, 114, 127, 154, 201, 201

SRI LANKA BOWLING

	O	M	R	W	O	M	R	W
Vaas	18.3	6	31	5	14	4	51	2
Malinga	14	3	50	2	15.1	3	42	4
Zoysa	13	4	24	-	16	3	57	1
Samaraweera	9	1	43	1				
Chandana	6	-	30	-	11	1	30	2
Jayasuriya	11	4	21	1	6	3	9	-
Arnold					1	-	9	-

SRI LANKA BATTING

M Atapattu	b McGrath	4	c Warne b Kasprovicz	10
S Jayasuriya	lbw b McGrath	8	lbw b McGrath	16
K Sangakkara	lbw b Gillespie	2	run out	0
M Jayawardene	c Langer b Gillespie	14	b McGrath	44
N Zoysa	c Gilchrist b McGrath	12	(10) c Gillespie b Kasprovicz	1
T Samaraweera	c Gilchrist b McGrath	1	(5) c Gilchrist b Kasprovicz	32
T Dilshan	not out	17	(6) c Gilchrist b Kasprovicz	14
R Arnold	c Elliott b McGrath	6	(7) c Gilchrist b Kasprovicz	11
U Chandana	c Gilchrist b Warne	14	(8) b Kasprovicz	17
C Vaas	c Hayden b Warne	5	(9) not out	10
L Malinga	c Gillespie b Warne	0	c Gilchrist b Kasprovicz	0
Sundries	(7lb, 7nb)	14	(1lb, 2w, 4nb)	7

TOTAL 97

TOTAL 162

FOW: 1, 10, 33, 77, 101, 170, 187, 189, 194, 198

23, 23, 30, 109, 113, 132, 141, 152, 162, 162

AUSTRALIA BOWLING

	O	M	R	W	O	M	R	W
McGrath	15	4	37	5	16	9	24	2
Gillespie	13	4	18	2	13	2	37	-
Kasprovicz	7	1	15	-	17.4	3	39	7
Warne	6.5	1	20	3	19	2	61	-

AUSTRALIA V SRI LANKA (SECOND TEST)

Played in Cairns on the 9, 10, 11, 12, 13 July, 2004

Toss: Sri Lanka

Result: Match Drawn

Twelfth Men: S MacGill and R Herath

Umpires: B Bowden and Alim Dar

AUSTRALIA BATTING

JL Langer	c Jayawardene b Malinga	162	c Kaluwitharana b Zoysa	8
ML Hayden	c Jayasuriya b Samaraweera	117	b Chandana	132
RT Ponting	c Atapattu b Malinga	22	c Jayasuriya b Zoysa	45
DR Martyn	lbw b Chandana	97	st Kaluwitharana b Chandana	52
DS Lehmann	c Sangakkara b Chandana	50	c Jayawardene b Chandana	21
SM Katich	b Chandana	1	st Kaluwitharana b Dilshan	1
AC Gilchrist	c Kaluwitharana b Malinga	35	b Dilshan	0
SK Warne	c Samaraweera b Chandana	2	c Samaraweera b Chandana	4
JN Gillespie	c Kaluwitharana b Malinga	1	st Kaluwitharana b Chandana	1
MS Kasprovicz	c Atapattu b Chandana	9	not out	3
GD McGrath	not out	0		
Sundries	(7b, 3lb, 4w, 7nb)	21	(20lb, 1w, 4nb)	25

TOTAL 517

TOTAL 9 wkts dec for 292

FOW: 255, 291, 392, 454, 462, 469, 474, 475, 485, 517

10, 105, 195, 261, 284, 284, 288, 288, 292

SRI LANKA BOWLING

	O	M	R	W	O	M	R	W
Vaas	27	2	102	-	13	3	52	-
Zoysa	17	5	72	-	14	6	34	2
Samaraweera	17	2	55	1	11	-	50	-
Malinga	29.2	2	149	4	5	-	23	-
Chandana	26	2	109	5	18.4	1	105	5
Jayasuriya	6	-	20	-	3	-	8	-
Dilshan					2	-	4	2

SRI LANKA BATTING

M Atapattu	c Hayden b McGrath	133	c Warne b Gillespie	9
S Jayasuriya	c Gilchrist b Gillespie	13	c Gilchrist b Warne	22
K Sangakkara	c Gillespie b Warne	74	b Warne	66
M Jayawardene	c & b Kasprovicz	43	c Gilchrist b McGrath	6
T Samaraweera	c Ponting b Gillespie	70	run out	0
T Dilshan	c Kasprovicz b Warne	35	c Warne b Gillespie	21
R Kaluwitharana	c Warne b McGrath	34	c Lehmann b Warne	14
U Chandana	st Gilchrist b Warne	19	st Gilchrist b Warne	14
C Vaas	c Ponting b Gillespie	2	not out	11
N Zoysa	not out	0	not out	3
L Malinga	run out	0		
Sundries	(3b, 10lb, 2w, 17nb)	32	(5b, 3lb, 9nb)	17

TOTAL 455

TOTAL 8 wkts for 183

FOW: 18, 156, 280, 280, 345, 420, 445, 455, 455, 455

15, 49, 58, 64, 107, 136, 159, 174

AUSTRALIA BOWLING

	O	M	R	W	O	M	R	W
McGrath	34	10	79	2	16	7	31	1
Gillespie	37.4	6	116	3	18	6	39	2
Kasprovicz	32	5	113	1	11	4	34	-
Warne	38	7	129	3	37	14	70	4
Lehmann	3	-	5	-	2	1	-	-



By **Simon Moore-Crouch** WACA Communications Officer

Australia's best performed batsman Damien Martyn in action at the Champion's Trophy.



The World Champion Australian one-day side failed to add to their bulging trophy cabinet at the ICC Champions Trophy, dropping out of the tournament at the semi final stage.

The only official ICC tournament outside the World Cup to feature all ten Test playing nations saw the West Indies emerge as a surprise winner after a series of 15 matches played across England in September 2004.

Australia, placed in pool A with Trans-Tasman rival New Zealand and underdogs the United States of America, enjoyed two solid victories in the pool stage before falling to the old enemy England in the semi finals.

Match one pitted the world's premier one day side against a team of part timers from the USA and the result reflected the gulf in class between the two sides. Ricky Ponting won the toss and sent the USA in to bat, letting his bowlers create havoc on their inexperienced opponent.

Pace men Michael Kasprovicz and Jason Gillespie tore through the American batting order, snaring four wickets apiece as the Aussies rolled their opposition for a meagre 65.

Adam Gilchrist (24 not out), Matthew Hayden (23) and Ponting (8 not out) then made short work of the total, making the required runs in 47 balls for the loss of one wicket.

New Zealand was the next team in Australia's sights and again it was the pace men that led the charge to victory.

Tight bowling from Glenn McGrath (3-39) and Kasprovicz (3-32) saw the Kiwis slump to 7-89 before some late order hitting from Brendon McCullum (47) and Daniel Vettori (29 not out)

restored some credibility to their score, reaching 9-198 from their 50 overs.

It wasn't enough though as Damien Martyn (60 not out) and Andrew Symonds (71 not out) combined in a match winning 100 run partnership to secure a convincing seven wicket victory. Symonds was particularly savage, his knock taking only 47 balls and including seven boundaries and four sixes.

Australia's two wins saw them top their pool and progress to a semi final match up with England.

English Captain Michael Vaughan won the toss and sent the Aussies in, a decision that looked to have backfired when a consistent batting effort earned Ricky Ponting's men 9-259 from their 50 overs.

Martyn continued his sparkling form with 65 while Michael Clarke smashed 42 from 34 balls late in the innings.

The English batsmen then set about rewarding their captain's decision to chase a target, Marcus Trescothick, Andrew Strauss and Vaughan himself leading the way. Trescothick (81) and Vaughan (86) put together a 140 run second wicket partnership to set up an English victory before Strauss finished off the Aussies with 52 not out from 42 balls.

Australia's normally stingy bowling attack was unable to contain the willow wielding Englishmen with McGrath and Kasprovicz going wicketless at a rate of more than five runs an over.

England then went on to meet the West Indies in the final, a match that saw Brian Lara's men secure victory and the prestigious trophy.



First Test – Bangalore

Australia won the toss and with some doubt on the lasting quality of the pitch had no hesitation in electing to bat.

Justin Langer (52) and Matthew Hayden (26) made a sound start with a 50 run opening partnership and

Simon Katich followed with a patient 81.

With the score on 4 for 149, Michael Clarke in his Test match debut, strode to the crease and with an assurance beyond his years, posted a magnificent century to become the 12th Australian to record the milestone in his first innings.

He finished on 151 and was associated with Adam Gilchrist who plundered a quick-fire 104 in a sixth wicket partnership of 167 in the final total of 474.

Harbhajan Singh bowled a marathon 41 overs to capture 5 for 146 and Anil Kumble was also prominent with 3 for 157 from 39 overs.

In the Indian first innings Glenn McGrath returned to form with 4 for 55 from 25 overs and was responsible for the early breakthrough to have the home side struggling at 2 for 4.

Sehwag (39) and Savraj Ganguly (45) offered some hope of a revival but the Australian attack was not to be denied and despite some late resistance from Patel (46) and Pathan (31) India was dismissed for 246.

Australia did not enforce the follow-on and set about building a substantial lead. Damien Martyn (45), Simon Katich (39), Matthew Hayden (30) and Shane Warne (31) made useful contributions in the second innings total of 228.

Harbhajan Singh was again to the fore with 6 for 78, claiming 11 wickets in the match.

India, faced with a difficult task of scoring in excess of 450 runs in five sessions made a bad start losing 3 for 19 before Rahul Dravid (60) and Uvraj Singh (27) made some effort to stem the tide.

A late flurry from Pathan (55), Harbhajan Singh (42) and Zaheer Khan (22 not out) merely delayed the inevitable.

Jason Gillespie was the main wicket taker with 3 for 33 in the final total with Australia winning by 217 runs.

Second Test – Chennai

Justin Langer (71) and Matthew Hayden (58) celebrated Australia winning the toss with their 12th century opening partnership putting on 136 in 155 minutes.

Damien Martyn was dismissed for 26 and it was left to Simon Katich to hold the innings together as the remainder of the batting collapsed. He finished on 36 not out in 164 minutes as Anil Kumble wreaked havoc with 7 for 48 in the final total of 235.

Virinder Sehwag came to the fore with a fine century in India's



Adam Gilchrist, 104 at Bangalore.

first innings. His 155 runs included 21 fours and with valuable assistance from Mohammad Kaif (64) and Patel (54) the total reached 376.

Shane Warne returned to his best form with 6 for 125 from 42.3 overs. The Australian second innings was highlighted by a Damien Martyn century. He held firm for 280 minutes in scoring 104 and shared a fifth wicket partnership on 139 with night-watchman Jason Gillespie (26).

Adam Gilchrist (49) and Michael Clarke (39 not out) made useful contributions in the total of 369. Kumble completed a good double with 6 for 133.

The prospect of an exciting finish was washed away when a monsoon arrived and no play was possible when the match was finally abandoned.



Shane Warne returned to his best form at Nagpur.

Third Test – Nagpur

Australia again won the toss and elected to bat. After Justin Langer (44) and Mathew Hayden (23) shared an opening partnership of 67 and Simon Katich was dismissed with the score on 79, Damien Martyn and Darren Lehmann came together. Their fourth wicket partnership of 155 in 129 minutes got the innings back on track, Lehmann finishing on 70 with Martyn going on to a well earned century. His 144 and a fine 91 from Michael Clarke helped carry the total to 398.

Zaheer Khan and Murali Kartik were the main wicket takers with 4 for 95 and 3 for 57 respectively.

The Australian bowlers then took heavy toll in the Indian first innings. Glenn McGrath took 3 for 27 from 25 overs and a five wicket haul of 5 for 65 from Jason Gillespie were instrumental in reducing the total to 185. Mohammed Kaif offered some resistance with 55.

In the second innings Australia declared at 5 for 329, with Simon Katich unfortunately dismissed for 99, and Damien Martyn (97) and Matthew Clarke (73) the other major contributors.

Jason Gillespie completed a useful double with 4 for 24 from 16 overs and the India batting collapsed for 200, with Sehwag (58) and Agarkar (44) the main scorers.

Fourth Test – Mumbai

The first days play was delayed by constant rain and India having won the toss and electing to bat, lost 2 for 22 in the eleven overs bowled before the stumps.

The Australian attack continued to prosper on the second day with Jason Gillespie leading the way to take 4 for 29 and Nathan Hauritz in his first Test appearance, claiming 3 for 16 in India's final total of 104.

In Australia's first innings the batting struggled against the spin of Anil Kumble and Mohammed Kartik on what was described as a sub-standard pitch. Damien Martyn (55) and Matthew Hayden (35) offered some resistance.

Kumble 5 for 90 and Kartik 4 for 44 restricted the total to 205.

Sachin Tendulkar (55) and Laxman (69) made a return to form in the Indian second innings of 205, but the surprise packet for Australia was Michael Clarke with 6 for 9 from 6.2 overs.

With 107 required for victory, Australia faltered for a second time against the Indian spin attack. Harbhajan Singh claiming 5 for 29 and Kartik 3 for 39, the destroyers in the total of 93, India winning by 13 runs and thus a consolation result, having already surrendered the Border-Gavaskar Series Trophy to Australia.

TOURING PARTY

RT Ponting (Captain)
AC Gilchrist (Vice-Captain)
MJ Clarke
JN Gillespie
ML Hayden
NM Hauritz
MS Kasprovicz
SM Katich
JL Langer
B Lee
DS Lehmann
GD McGrath
DR Martyn
SK Warne
SR Watson
CL White
BT Hodge (Replacement)

SUMMARY OF MATCHES

Tests: Played 4, Won 2, Lost 1, Drawn 1
Other: Played 1, Drawn 1

RESULTS OF MATCHES

30 September - 1 & 2 October 2004:
Australia 7/302 decl'd and 1/207 drew with Mumbai XI 255

6-10 October 2004 First Test:
Australia 474 and 228 defeated India 246 and 239

14-17 October 2004 Second Test:
Australia 235 and 369 drew with India 376 and 0/19

26-30 October 2004 Third Test:
Australia 398 and 5/329 decl'd defeated India 185 and 200

2-4 November 2004 Fourth Test:
India 104 and 205 defeated Australia 203 and 93

Australia Batting

Player	Matches	Inn	N.O	H.S	Runs	Ave	100	50	CT/ST
MJ Clarke	4	8	1	151	400	57.14	1	2	7
DR Martyn	4	8	-	114	444	55.50	2	2	2
SM Katich	4	8	1	99	276	39.43	-	2	1
AC Gilchrist	4	8	1	104	218	31.14	1	-	16
ML Hayden	4	8	-	58	244	30.50	-	1	3
JL Langer	4	8	-	71	228	28.50	-	2	1
DS Lehmann	3	5	-	70	132	26.40	-	1	1
JN Gillespie	4	7	2	26	66	13.20	-	-	-
RT Ponting	1	2	-	12	23	11.50	-	-	2
SK Warne	3	5	-	31	38	7.60	-	-	3
NM Hauritz	1	2	-	15	15	7.50	-	-	1
GD McGrath	4	7	3	*11	27	6.75	-	-	2
MS Kasprowicz	4	7	-	19	46	6.57	-	-	-

Australia Bowling

Player	O	M	Runs	Wkts	Ave	5Wi	10WM	Best
MJ Clarke	7.2	-	13	6	2.17	1	-	6/9
JN Gillespie	132.5	33	323	20	16.15	1	-	5/56
NM Hauritz	27	4	103	5	20.60	-	-	3/16
GD McGrath	141	51	356	14	25.43	-	-	4/55
MS Kasprowicz	108.3	29	255	9	28.33	-	-	2/11
SK Warne	140	27	422	14	30.14	1	-	6/126
SM Katich	2	-	7	-	-	-	-	-

India Batting

Player	Matches	Inn	N.O	H.S	Runs	Ave	100	50	CT/ST
A Agarkar	1	2	1	*44	59	59.00	-	-	1
V Sehwag	4	8	1	155	299	42.71	1	1	-
I Pathan	2	3	-	55	100	33.33	-	1	-
P Patel	3	5	-	54	156	31.20	-	1	7/1
M Kaif	3	5	-	64	153	30.60	-	2	6
R Dravid	4	7	1	60	167	27.83	-	1	14
S Ganguly	2	3	-	45	59	19.67	-	-	-
V Laxman	4	7	-	69	123	17.57	-	1	7
S Tendulkar	2	4	-	55	70	17.50	-	1	1
A Kumble	4	7	2	26	86	17.20	-	-	2
Yuvraj Singh	2	4	1	27	47	15.67	-	-	6
H Singh	3	5	-	42	69	13.80	-	-	2
Z Khan	4	7	3	25	47	11.75	-	-	-
K Karthik	1	2	-	10	14	7.00	-	-	1/1
M Kartik	2	4	-	9	15	6.75	-	-	1
A Chopra	2	4	-	22	27	6.75	-	-	1
G Gambhir	1	2	-	3	4	2.00	-	-	-

India Bowling

Player	O	M	Runs	Wkts	Ave	5Wi	10WM	Best
M Kartik	73.3	10	207	12	17.25	-	-	4/44
H Singh	178.5	32	504	21	24.00	2	1	6/78
A Kumble	197.3	29	685	27	25.37	3	1	7/48
Z Khan	123.3	22	368	10	36.80	-	-	4/95
I Pathan	57	14	168	2	84.00	-	-	1/38
A Agarkar	44	9	167	1	167.00	-	-	1/99
V Sehwag	9	1	45	-	-	-	-	-
S Tendulkar	14	2	41	-	-	-	-	-
Yuvraj Singh	4	-	10	-	-	-	-	-
S Ganguly	3	1	2	-	-	-	-	-

AUSTRALIA V INDIA (FIRST TEST)

Played in Bangalore on 6, 7, 8, 9, 10 October, 2004

Toss: Australia

Result: Australia won by 217 runs

Twelfth Men: N. Hauritz and M. Kartik

Umpires: B Bowden and S. Bucknor

AUSTRALIA BATTING

JL Langer	b Pathan	52	lbw. Pathan	0
ML Hayden	c Yuvraj b H Singh	26	run out	30
SM Katich	b Kumble	81	c Dravid b Kumble	39
DR Martyn	c Chopra b Kumble	3	c sub (Kartik) b H Singh	45
DS Lehmann	c Dravid b Kumble	17	c Chopra b H Singh	14
MJ Clarke	c Patel b Khan	151	c Chopra b H Singh	17
AC Gilchrist	c + b H Singh	104	c Chopra b Kumble	26
SK Warne	c Dravid b Singh	1	c Yuvraj b H Singh	31
JN Gillespie	not out	7	c Yuvraj b H Singh	8
MS Kasprowicz	c Yuvraj b H Singh	3	c Dravid b H Singh	8
GD McGrath	lbw b H Singh	0	not out	3
Sundries	(5b, 15lb, 1w, 8nb)	29	(2b, 1lb, 1w, 3nb)	7

TOTAL 474

TOTAL 228

FOW: 50, 124, 129, 144, 256, 423, 427, 471, 474, 474

0, 65, 86, 104, 146, 167, 204, 216, 217, 228

INDIA BOWLING

	O	M	R	W	O	M	R	W
Pathan	21	6	62	1	12	2	38	1
Khan	22	2	60	1	13	1	45	-
H Singh	41	7	146	5	30.1	5	78	6
Kumble	39	4	157	3	23	4	64	2
Sehwag	5	-	26	-				
Yuvraj	2	-	3	-				

INDIA BATTING

A Chopra	lbw b McGrath	0	lbw. b Gillespie	5
V Sehwag	c Langer b Kasprowicz	39	lbw b McGrath	0
R Dravid	b McGrath	0	lbw b Kasprowicz	60
S Ganguly	c Gilchrist b Kasprowicz	45	run out	5
V Laxman	b Warne	31	lbw b Warne	3
Yuvraj	c Gilchrist b McGrath	5	c Gilchrist b McGrath	27
P Patel	b Gillespie	46	lbw b Warne	4
I Pathan	c Gilchrist b Warne	31	c Gilchrist b Gillespie	55
A Kumble	b Gillespie	26	b Kasprowicz	2
H Singh	c Lehmann b McGrath	8	c McGrath b Gillespie	42
Z Khan	not out	0	not out	22
Sundries	(5b, 2lb, 5w, 3nb)	15	(6b, 5lb, 3nb)	14

TOTAL 246

TOTAL 239

FOW: 0, 4, 87, 98, 124, 136, 196, 227, 244, 246

1, 7, 12, 19, 81, 86, 118, 125, 214, 239

AUSTRALIA BOWLING

	O	M	R	W	O	M	R	W
McGrath	25	8	55	4	20	10	39	2
Gillespie	16.2	3	63	2	14.4	4	33	3
Warne	28	4	78	2	32	8	115	2
Kasprowicz	20	4	43	2	14	7	23	2
Lehmann					6	3	14	-
Clarke					1	-	4	-

AUSTRALIA V INDIA (SECOND TEST)

Played in Chennai on 14, 15, 16, 17, October 2004

Toss: Australia

Result: Match Drawn

Twelfth Men: N. Hauritz

Umpires: D Orchard and R Koertzen

Award: A Kumble

AUSTRALIA BATTING

JL Langer	c Dravid b H Singh	71	c Dravid b Kumble	19
ML Hayden	c Laxman b H Singh	58	c Laxman b Kumble	39
SM Katich	not out	36	(4) lbw b Zaheer	9
DR Martyn	c Yuvraj b Kumble	26	(5) c Dravid b H Singh	104
DS Lehmann	c Patel b Kumble	0	(8) c Patel b Kumble	31
MJ Clarke	lbw b Kumble	5	(7) not out	39
AC Gilchrist	c Yuvraj b Kumble	3	(3) b Kumble	49
SK Warne	c & b Kumble	4	(9) c Laxman b Kumble	0
JN Gillespie	c Kaif b Kumble	5	(6) c Dravid b H Singh	26
MS Kasprowicz	c Laxman b Kumble	4	lbw b Kumble	5
GD McGrath	run out	2	b H Singh	2
Sundries	(7b, 4lb, 1w, 4nb, 5 pen)	21	(19b, 15 lb, 3w, 4nb, 5pen)	46

TOTAL 235

TOTAL 369

FOW: 136, 136, 189, 191, 204, 210, 216, 224, 228, 235

53, 76, 121, 145, 284, 285, 347, 347, 364, 369

INDIA BOWLING

	O	M	R	W	O	M	R	W
Pathan	12	3	29	-	12	3	39	-
Zaheer	11	2	44	-	22	6	36	1
H Singh	29	2	90	2	46.5	12	108	3
Kumble	17.3	4	48	7	47	7	133	6
Sehwag	2	1	8	-	1	-	5	-
Yuvraj					2	-	7	-
Ganguly					3	1	2	-

INDIA BATTING

Yuvraj	c Gilchrist b Warne	8	not out	7
V Sehwag	c Clarke b Warne	155	not out	12
I Pathan	c Hayden b Warne	14		
S Ganguly	c Gilchrist b Gillespie	9		
R Dravid	b Kasprowicz	26		
V Laxman	b Gillespie	4		
M Kaif	run out	64		
P Patel	c Gilchrist b Warne	54		
A Kumble	b Warne	20		
H Singh	c & b Warne	5		
Z Khan	not out	0		
Sundries	(6b, 3lb, 2w, 6nb)	17		

TOTAL 376

TOTAL 19

FOW: 28, 83, 178, 203, 213, 233, 335, 369, 372, 376

AUSTRALIA BOWLING

	O	M	R	W	O	M	R	W
McGrath	25	4	74	-	2	-	18	-
Gillespie	35	8	70	2	1	-	1	-
Wardle	42.3	5	125	6				
Kasprowicz	25	5	65	1				
Lehmann	5	-	26	-				
Katich	2	-	7	-				

AUSTRALIA V INDIA (THIRD TEST)

Played in Nagpur on 26, 27, 28, 29, 30, October, 2004

Toss: Australia

Result: Australia won by 342 runs

Twelfth Men: B Lee and Yuvraj Singh

Umpires: D Shepherd and Alim Dar

Award: DR Martyn

AUSTRALIA BATTING

JL Langer	c Dravid b Zaheer	44	c Laxman b Kartik	30
ML Hayden	c Patel bZaheer	23	b Zaheer	9
SM Katich	c Chopra b Kumble	4	lbw b Kartik	99
DR Martyn	c Agarkar b Kumble	114	c Patel b Zaheer	97
DS Lehmann	c Dravid b Kartik	70		
MJ Clarke	c Patel b Zaheer	91	(5) c Kaif b Kumble	73
AC Gilchrist	c & b Kartik	2	(6) not out	3
SK Warne	st Patel b Kartik	2		
JN Gillespie	lbw b Zaheer	9		
MS Kasprovicz	c Patel b Agarkar	0		
GD McGrath	not out	11		
Sundries	(6b, 13lb, 8nb, 1w)	28	(1b, 15lb, 2w)	18

TOTAL 398 **TOTAL 5 wkts dec for 329**

FOW: 67,79,86,234,314,323,337,376,377,398

19,99,171,319,329

INDIA BOWLING

	O	M	R	W	O	M	R	W
Agarkar	23	2	99	1	21	7	68	-
Zaheer	26.2	6	95	4	21.1	5	64	2
Kumble	25	6	99	2	21	1	89	1
Kartik	20	1	57	3	26	5	74	2
Tendulkar	6	1	29	-	8	1	12	-

INDIA BATTING

A Chopra	c Warne b Gillespie	9	b Gillespie	1
V Sehwag	c Gilchrist b McGrath	22	c Clarke b Warne	58
R Dravid	c Warne b McGrath	21	b Gillespie	2
S Tendulkar	lbw b Gillespie	8	c Martyn b McGrath	2
V Laxman	c Clarke b Warne	13	c McGrath b Kasprovicz	2
M Kaif	c Warne b McGrath	55	c Gilchrist b Kasprovicz	7
P Patel	c Hayden b Warne	20	c Gilchrist b Gillespie	32
A Agarkar	c Clarke b Gillespie	15	not out	44
A Kumble	not out	7	b Gillespie	2
M Kartik	c Clarke b Gillespie	3	c Gillchrist b McGrath	22
Z Khan	b Gillespie	0	c Martyn b Warne	25
Sundries	(10lb, 1w, 1nb)	12	(2lb, 1nb)	3

TOTAL 185 **TOTAL 200**

FOW: 31,34,44,75,103,150,173,178,181,185

1,9,20,29,35,102,112,122,148,200

AUSTRALIA BOWLING

	O	M	R	W	O	M	R	W
McGrath	25	13	27	3	16	1	79	2
Gillespie	22.5	8	56	5	16	7	24	4
Kasprovicz	21	4	45	-	7	1	39	2
Warne	23	8	47	2	14.3	2	56	2

AUSTRALIA V INDIA (FOURTH TEST)

Played in Mumbai on 2, 3, 4, November, 2004

Toss: India

Result: India won by 13 runs

Twelfth Men: B Lee

Umpires: Alim Dar and R Koertzen

Award: M Kartik

INDIA BATTING

G Gambhir	lbw b Gillespie	3	c Clarke b McGrath	1
V Sehwag	b McGrath	8	lbw b McGrath	5
R Dravid	not out	31	(5) c Gilchrist b Clarke	27
S Tendulkar	c Gilchrist b Gillespie	5	c Clarke b Hauritz	55
V Laxman	c Gilchrist b Gillespie	1	(3) c & b Hauritz	69
M Kaif	lbw b Gillespie	2	lbw b Clarke	25
K Karthik	b Kasprovicz	10	c Ponting b Clarke	4
A Kumble	c Ponting b Hauritz	16	not out	13
H Singh	c Katich b Hauritz	14	c Hayden b Clarke	0
M Kartik	c Gilchrist b Hauritz	0	b Clarke	2
Z Khan	b Kasprovicz	0	lbw Clarke	0
Sundries	(6b, 7lb, 1nb,)	14	(4lb)	4

TOTAL 104 **TOTAL 205**

FOW: 11,11,29,31,33,46,68,100,102,104

5,14,105,153,182,188,195,195,199,205

AUSTRALIA BOWLING

	O	M	R	W	O	M	R	W
McGrath	16	9	35	1	12	6	29	2
Gillespie	12	2	29	4	15	1	47	-
Kasprovicz	8.3	3	11	2	13	5	29	-
Hauritz	5	-	16	3	22	4	87	2
Clarke					6.2	-	9	6

AUSTRALIA BATTING

JL Langer	c Dravid b Khan	12	c Karthik b Khan	0
ML Hayden	c Kaif b Kartik	35	b H Singh	24
RT Ponting	lbw b Kumble	11	c Laxman b Kartik	12
DR Martyn	b Kartik	55	lbw b Kartik	0
SM Katich	c Kaif b Kumble	7	c Dravid b H Singh	1
MJ Clarke	st. Karthik b Kumble	17	b Kartik	7
AC Gilchrist	c Kaif b Kartik	26	c Tendulkar b H Singh	5
JN Gillespie	c Kaif b Kumble	2	not out	9
NM Hauritz	c H Singh b Kumble	0	lbw b Kumble	15
MS Kasprovicz	c Kumble b Kartik	19	c Dravid b H Singh	7
GD McGrath	not out	9	c Laxman b H Singh	0
Sundries	(2b, 4 lb, 4nb)	10	(8b, 5lb)	13

TOTAL 203 **TOTAL 93**

FOW: 17,37,81,101,121,157,167,171,184,203

0,24,33,48,48,58,78,93,93

INDIA BOWLING

	O	M	R	W	O	M	R	W
Khan	6	-	10	1	2	-	14	1
H Singh	21	4	53	-	10.5	2	29	5
Kumble	19	-	90	5	6	3	5	1
Kartik	15.3	1	44	4	12	3	32	3



Coca-Cola
proudly supporting
cricket in Western Australia

Coca-Cola®

as it should be™



First Test – Brisbane

New Zealand won the toss and elected to bat. After some early resistance, Michael Kasprovicz claimed the first three wickets to fall and the New Zealand score slumped to 3 for 77.

Nathan Astle was run out for 19 and Matthew Sinclair was dismissed for a stubborn 69, both wickets falling on 138. Jacob Oram then took control and with assistance from Daniel Vettori (21) and Kyle Mills (29) in 50 run partnerships, the total reached a respectable 353; Oram remaining not out on 126. Kasprovicz 4 for 90 and Shane Warne 4 for 97 shared the bowling honours.

The Australian innings started slowly. The first four wickets were lost for 128 with Ricky Ponting contributing 51. Damien Martyn continued his good form with 70 and the sixth wicket partnership of 216 between Michael Clarke (141) and Adam Gilchrist (126) put paid to any hope of a first innings lead for the visitors.

Glenn McGrath scored his first ever half century with 61, and in association with Jason Gillespie (54 not out), recorded a tenth wicket partnership of 121 in the final total of 585.

Chris Martin and Daniel Vettori claimed 5 for 152 and 4 for 154 respectively from a total of 90 overs. In a disappointing second innings New Zealand was dismissed for 76 in 165 minutes to give Australia an innings win by 156 runs. Glenn McGrath (3 for 19) and Shane Warne (4 for 15) were the main destroyers.

Second Test – Adelaide

Australia won the toss and took the opportunity to bat. The decision was welcomed by the opening batsmen with Langer and Hayden putting on 137 for the first wicket. Following Hayden's dismissal for 70, Ricky Ponting (68) shared a century partnership with Langer who batted into the second day to finish on 215.

Darren Lehmann (81) Adam Gilchrist (50) and Shane Warne (53 not out) were also among the runs as Australia piled on runs to record a final total of 575.

Daniel Vettori bowled a marathon 55.2 overs to claim 5 for 152 and Paul Wiseman finished with 3 for 140 from 32 overs.

The New Zealanders were always under pressure, with Stephen Fleming (83) and Nathan Astle (52) offering the only real resistance in the final total of 251.

Glenn McGrath (4 for 66) and Jason Gillespie (3 for 37) shared the bowling honours.

Australia declared its second innings at 2 for 139 with Langer (46) and Hayden (54) the main contributors.

Faced with the huge task of scoring 464 for victory the New Zealand batting was never a threat and they were dismissed for 250, despite a late rally by the lower order.

TOURING PARTY

SP Fleming (Captain)
MH Richardson
NJ Astle
MJ Sinclair
JD Oram
BB McCullum
DL Vettori
PJ Wiseman
I Butler
CS Martin
JE Franklin
HJ Marshall
SB Styris / CD McMillan (Replacement)
KD Mills / G Hopkins (NSW tour match only)
R Dykes (Manager)
J Bracewell (Coach)

SUMMARY OF MATCHES

Tests: Played 2, Lost 2
One Day Internationals: Played 2, Won 1, Lost 1
First Class: Played 1, Lost 1

RESULTS OF MATCHES

11-14 November 2004:
New Zealand 213 and 201 lost to NSW 286 and 1/129

18 – 21 November 2004: First Test
New Zealand 353 and 76 lost to Australia 585

26-30 November 2004: Second Test
Australia 8/575 decl'd and 2/139 decl'd
defeated New Zealand 251 and 250

5 December 2004
Australia 9/246 lost to New Zealand 6/247

8 December 2004
Australia 7/261 defeated New Zealand 244

10 December 2004
Match abandoned due to rain

Chappell-Hadlee Series - Tied. Trophy shared.



Australia Batting

Player	Matches	Inn	N.O	H.S	Runs	Ave	100	50	CT/ST
JL Langer	2	3	-	215	295	98.33	1	-	2
AC Gilchrist	2	2	-	126	176	88.00	1	1	7
MJ Clarke	2	2	-	141	148	74.00	1	-	1
RT Ponting	2	3	1	68	145	72.50	-	2	3
JN Gillespie	2	2	1	*54	66	66.00	-	1	-
SK Warne	2	2	1	*53	63	63.00	-	1	4
GD McGrath	2	1	-	61	61	61.00	-	1	-
DS Lehmann	2	2	-	81	89	44.50	-	1	-
ML Hayden	2	3	-	74	132	44.00	-	2	4
DR Martyn	2	3	1	70	83	41.50	-	1	-
MS Kasprowicz	2	1	-	5	5	5.00	-	-	-

Australia Bowling

Player	O	M	Runs	Wkts	Ave	5Wi	10WM	Best
SK Warne	96.5	11	177	9	19.67	-	-	4/15
GD McGrath	55.1	8	152	7	21.71	-	-	4/66
JN Gillespie	58	16	140	6	23.33	-	-	3/37
MS Kasprowicz	52	10	177	7	25.28	-	-	4/90
DS Lehmann	9	2	21	-	-	-	-	-

New Zealand Batting

Player	Matches	Inn	N.O	H.S	Runs	Ave	100	50	CT/ST
JD Oram	2	4	1	*126	186	62.00	1	-	1
KD Mills	1	2	1	29	33	33.00	-	-	1
NJ Astle	2	4	-	52	126	31.50	-	1	2
PJ Wiseman	1	2	1	*15	26	26.00	-	-	1
DL Vettori	2	4	-	59	102	25.50	-	1	1
SP Fleming	2	4	-	83	97	24.25	-	1	1
MS Sinclair	2	4	-	69	71	17.75	-	1	-
SB Styris	2	4	-	28	70	17.50	-	-	1
BB McCullum	2	4	-	36	64	16.00	-	-	2/1
CD McMillan	1	2	-	23	32	16.00	-	-	1
MH Richardson	2	4	-	19	48	12.00	-	-	1
JE Franklin	1	2	-	13	20	10.00	-	-	-
CS Martin	2	4	-	*2	14	1.33	-	-	-

New Zealand Bowling

Player	O	M	Runs	Wkts	Ave	5Wi	10WM	Best
DL Vettori	123.2	21	341	10	34.10	1	-	5/152
PJ Wiseman	54	10	192	4	48.00	-	-	3/140
CS Martin	72.5	12	281	5	56.20	1	-	5/152
KD Mills	26	8	99	1	99.00	-	-	1/99
JE Franklin	22	2	120	-	-	-	-	-
JD Oram	54	12	188	-	-	-	-	-
SB Styris	8	1	33	-	-	-	-	-
CD McMillan	5	1	23	-	-	-	-	-

AUSTRALIA V NEW ZEALAND (FIRST TEST)

Played in Brisbane on 18, 19, 20, 21, November, 2004

Toss: New Zealand

Result: Australia won by an innings and 156 runs

Twelfth Men: B Lee and H Marshall

Umpires: Alim Dar and S Bucknor

NEW ZEALAND BATTING

MH Richardson	c Ponting b Kasprowicz	19	c Gilchrist b McGrath	4
MS Sinclair	c Ponting b Gillespie	69	lbw McGrath	0
SP Fleming	c Warne b Kasprowicz	0	c Langer b McGrath	11
SB Styris	c Gilchrist b Kasprowicz	27	lbw b Warne	7
NJ Astle	run out	19	c Warne b Kasprowicz	17
CD McMillan	c Gilchrist b Warne	23	lbw Gillespie	9
JD Oram	not out	126	c Hayden b Warne	8
BB McCullum	st Gilchrist	10	c Gilchrist b Gillespie	8
DL Vettori	c Warne b Kasprowicz	21	c Hayden b Warne	2
KD Mills	c Hayden b Warne	29	not out	4
CS Martin	c Ponting b Warne	0	lbw b Warne	0
Sundries	(1b, 2lb, 3w, 4nb)	10	(2lb, 4nb)	6

TOTAL 353

TOTAL 76

FOW: 26,26,77,138,138,180,206,264,317,353

6,7,19,42,44,55,69,72,72,76

AUSTRALIA BOWLING

	O	M	R	W	O	M	R	W
McGrath	27	4	67	-	8	1	19	3
Gillespie	29	7	84	1	10	5	19	2
Kasprowicz	28	5	90	4	8	2	21	1
Warne	29.3	3	97	4	10.2	3	15	4
Lehmann	4	-	12	-				

AUSTRALIA BATTING

JL Langer	lbw b Vettori	34		
ML Hayden	lbw b Mills	8		
RT Ponting	c Astle b Martin	51		
DR Martyn	c McMillan b Martin	70		
DS Lehmann	c McCullum b Vettori	8		
MJ Clark	b Vettori	141		
AC Gilchrist	c Styris b Martin	126		
SK Warne	lbw b Vettori	10		
JN Gillespie	not out	54		
MS Kasprowicz	c Mills b Martyn	5		
GD McGrath	c Astle b Martin	61		
Sundries	(1b, 7lb, 1w, 8nb)	17		

TOTAL 585

FOW: 16,85,104,128,222,438,450,464,471,585

NEW ZEALAND BOWLING

	O	M	R	W	O	M	R	W
Martin	39.5	7	152	5				
Mills	26	8	99	1				
Oram	25	4	116	-				
Styris	8	1	33	-				
Vettori	50	9	154	4				
McMillan	5	1	23	-				

AUSTRALIA V NEW ZEALAND (SECOND TEST)

Played in Adelaide on 26, 27, 28, 29 November 2004

Toss: Australia

Result: Australia won by an innings and 213 runs

Twelfth Men: B Lee and H Marshall

Umpires: S Bucknor and D Shepherd

AUSTRALIA BATTING

JL Langer	c Oram b Vettori	215	lbw b Wiseman	46
ML Hayden	c & b Wiseman	70	c McCullum b Vettori	54
RT Ponting	st McCullum b Vettori	68	not out	26
DR Martyn	c Fleming b Wiseman	7	not out	6
DS Lehmann	b Wiseman	81		
MJ Clarke	lbw b Vettori	7		
AC Gilchrist	c & b Vettori	50		
SK Warne	not out	53		
JN Gillespie	c Richardson b Vettori	12		
MS Kasprowicz				
GD McGrath				
Sundries	(4b, 4lb, 4nb)	12	(6lb, 1nb)	7

TOTAL 8 wkts dec for 575

TOTAL 2 wkts dec for 139

FOW: 137,240,261,445,457,465,543,575

93,119

NEW ZEALAND BOWLING

	O	M	R	W	O	M	R	W
Martin	27	4	118	-	6	1	11	-
Franklin	17	2	102	-	5	-	18	-
Oram	24	7	55	-	5	1	17	-
Vettori	55.2	10	152	5	18	2	35	1
Wiseman	32	7	140	3	22	3	52	1

NEW ZEALAND BATTING

MH Richardson	b Kasprowicz	9	c Langer b Kasprowicz	16
MS Sinclair	c Warne	0	lbw b Gillespie	2
SP Fleming	c Gilchrist b McGrath	83	b McGrath	3
PJ Wiseman	lbw b. Kasprowicz	11	(10) not out	15
NJ Astle	c Langer b McGrath	52	c Langer b Lehmann	38
JD Oram	c Gilchrist b Gillespie	12	c Gilchrist b McGrath	40
BB McCullum	lbw b Gillespie	10	lbw b Gillespie	36
DL Vettori	lbw b McGrath	20	c Gillespie b Lehmann	59
JE Franklin	lbw b Warne	7	c Gillespie b Kasprowicz	13
SB Styris	c Clarke b McGrath	28	(4) c Clarke b Warne	8
CS Martin	not out	2	c Ponting b Warne	2
Sundries	(3b, 5lb, 9nb)	17	(1b, 12lb, 5nb)	18

TOTAL 251

TOTAL 250

FOW: 2,44,80,153,178,183,190,213,242,251

11,18,34,34,99,150,160,206,243,250

AUSTRALIA BOWLING

	O	M	R	W	O	M	R	W
McGrath	20.1	3	66	4	12	2	32	2
Gillespie	19	4	37	3	16	5	41	2
Warne	28	5	65	1	27.3	6	79	2
Kasprowicz	16	3	66	2	14	4	39	2
Lehmann	5	2	9	-	13	-	46	2



RE/MAX Cup

By **Charlie Bull** WACA Statistician

Western Australia played Pakistan in the RE/MAX Cup in December 2004 at the WACA.

The visitors won the toss and elected to bat. After a shaky start, with newcomer Brett Dorey claiming three early wickets, Pakistan was in trouble at 5 for 78. A sixth wicket partnership of 95 between Yousuf Youhana (77) and Abdur Razzaq (83 not out) steadied the innings and the total reached a respectable 262 in 354 minutes. Dorey finished with 3 for 38 from 16 overs and Steve Magoffin and Beau Casson lent support with two wickets each.

In reply Western Australia was well served by Michael Hussey (124), Marcus North (79), Ryan Campbell (49) and Chris Rogers (46). Western Australia with a handy lead, declared at 9 for 404. Danish Kaneria bowled a marathon 34 overs to claim 3 for 133.

A second innings collapse saw Pakistan dismissed for 174 with Dorey the destroyer with 5 for 41 from 19.2 overs. Western Australia had little trouble in scoring 34 without loss to take the honours.

Pakistan 262 (Razzaq 83 not out, Youhana 77, Salman 42) and 174 (Salman 47, Razzaq 35 not out) lost to Western Australia 9 declared for 404 (Hussey 124, North 79, Campbell 49) and 0/34 by 10 wickets.



KOOKABURRA

www.kooka.com.au

Get on board the winning team
KOOKABURRA SPORT



KOOKABURRA

Lilac Hill Festival Match Youth Beats Experience



By Shaun Taylor WACA Communications Manager



THE 15th annual Lilac Hill Festival Match was a terrific success with Pakistan accounting for a Cricket Australia Chairman's XI featuring WACA Chief Executive Tony Dodemaide.



Former Australian fast-bowler Geoff Lawson also pulled on the creams to partner the WACA boss for the first time since the 1988-89 Test against the West Indies at the WACA Ground.

Pakistan's young brigade came to the fore, leading their side to a 43 run victory over the Chairman's XI.

It was old against the new with 20-year-old Pakistani opener Salman Butt leading the charge for the visitors with a sparkling century.

The 20 year old was the undoubted star of the day, in posting an unbeaten 115. Batting through the innings Butt outshone his more experienced counterparts, his runs coming from 140 balls with 11 boundaries and a six.

The rest of the Pakistan batting line up had a tough day, the next top score being Imran Farhat's 25 as the visitors posted 9-256 from their 50 overs.

Chairman's XI Captain Justin Langer didn't disappoint the large crowd and gave Lawson the responsibility of opening the bowling. He sent Farhat packing in the fifth over and eventually finished with 1-31 from six overs.

Dodemaide wasn't to be outdone though and bowling first change, he grabbed the wicket of Yasir Hameed for four.

Mike Hussey ran through the lower order to finish with 3-28 while Peter Worthington chimed in with 2-46.

Langer and Marcus North opened the Chairman's XI batting but it was not long before young left arm quick Mohammed Khalil

sent Langer back to the pavillion for one, bringing the in-form Chris Rogers to the crease.

Rogers proceeded to take to the Pakistan bowlers, smashing a splendid 61 from only 59 balls. His knock included eight fours and a six.

Luke Ronchi took up where Rogers left off later in the innings and it looked as though the home side were headed for victory.

Ronchi blasted 51 runs from a mere 43 balls, including five massive sixes into and over the colourful marquees, interspersed with one solitary boundary.

He was ably assisted by guest player, New South Wales' Dominic Thornely who played a solid innings of 38.

Pakistan struck back with the score on 203, Rana Naved-Ul-Hasan making the breakthrough. He bowled Ronchi which then triggered a Chairman's XI collapse, their last five wickets falling for a mere 10 runs.

Rana finished with 3-36 as the Chairman's XI were dismissed for 213. Shahid Afridi (2-49) and young leg spinner Danish Kaneria (2-40) both took two wickets.

As is traditionally the case, the cricket action was but a backdrop for one of the most popular day's and events on the West Australian sporting and social calendar. The venue was again a story-book setting, a tribute once more to the amazing organising skills of the 'MGCC Team' and the Swan Valley Community.

The WACA's thanks go to Cricket Australia for the ability to stage this fixture each year and for Cricket Australia Deputy Chairman Creagh O'Connor for representing Cricket Australia at this season's event.



Pakistan Tour of Australia

By **Charlie Bull** WACA Statistician



First Test - Perth

Pakistan won the toss and put Australia in to bat. Their opening bowlers met with early success to take 5 for 78.

Justin Langer and Adam Gilchrist then steadied the innings with a sixth wicket partnership of 152. Langer finished

on 191 and Gilchrist contributed 69 in the final total of 381.

Shoaib Akhtar (5 for 99) and Sami (3 for 104) were the successful bowlers.

The Pakistan batting collapsed against the home team attack with Michael Kasprovicz claiming 5 for 30 from 16.3 overs and Shane Warne taking 3 for 38 in the meagre total of 179.

Damien Martyn (100 not out) Ricky Ponting (98) and Langer (97) piled on the runs in the second innings and Australia declared at 5/361

A devastating spell of bowling from Glenn McGrath destroyed the Pakistan second innings. His 8 for 24 in the total of 72 gave Australia an easy win by 491 runs.

Second Test - Melbourne

Pakistan won the toss and elected to bat. They made a sound start with an opening partnership of 85 between Salman (70) and Imran (20). Younis Khan (87) and Yousuf Youhana (111) put on 192 for the fourth wicket as the total reached a respectable 341. Jason Gillespie and Shane Warne each took three wickets.

Following the loss of two early wickets, Damien Martyn and Justin Langer (50) shared a 90 run partnership to steady the innings. Martyn went on to score 142 and with assistance from Adam Gilchrist (48) and Jason Gillespie who finished on 50 not out. Australia took a first innings lead with a total of 379.

Shoaib Akhtar and Danish shared the bowling honours with 5 for 109 and 5/125 respectively.

Glenn McGrath claimed 4 for 35 and Shane Warne took 3 for 66 as Pakistan collapsed to be dismissed for 163 in its second innings.

Australia coasted to victory at 1 for 127 with Matthew Hayden 56 not out and Ricky Ponting on 62 not out.

Third Test - Sydney

In a promising start to the Pakistan first innings Salman (108) and Yasir (58) shared an opening partnership of 102 and Younis Khan followed with 46 to help take the total to 3 for 209 before Stuart McGill took a hand in the proceedings. His 5 for 87 from 22 overs and Glenn McGrath's 4 for 50 restricted the final total to 304.

The Australian innings was highlighted by Ricky Ponting's return to form with a double century (207) and with Adam Gilchrist (113) and Damien Martyn (67) lending support, the total reached a formidable 568. Danish bowled a marathon 49.3 overs to finish with 7 for 188.

With useful contributions from Asim (87) Yasir (63) Afridi (46) and Younis Khan (44) Pakistan compiled 325 in their second innings. Shane Warne and Stuart MacGill claimed 4 for 111 and 3 for 83 respectively.

Australia had little trouble in scoring 1 for 62 for victory and a clean sweep in the series.

TOURING PARTY

Inzamam-ul-Haq (Captain)

Yasir Hameed

Salman Butt

Imran Farhat

Yousuf Youhana

Abdul Razzaq

Younis Khan

Shoaib Malik

Kamran Akmal

Shahid Afridi

Shoaib Akhtar

Asim Kamal / Azhar Mahmood (Replacement)

Naved-ul-Hasan / Mohammad Hafeez (Replacement)

Mohammad Sami / Rao Iftikhar (Replacement)

Danish Kaneria / Taufiq Umar (Replacement)

Mohammad Khalil

P Woolmer (Coach)

SUMMARY OF MATCHES

Tests: Played 3, Lost 3

One Day Internationals: Played 8, Won 3, Lost 5

First Class: Played 1, Lost 1

Others: Played 5, Won 3, Lost 2

RESULTS OF MATCHES

1-3 Dec 2004: WA "A" 158 and 192 defeated Pakistan 257 and 83

3 Dec 2004: Pakistan 273 defeated WA "A" 147

7 Dec 2004: Pakistan 9/256 defeated CA Chairman's XI 213

9-12 December 2004: Pakistan 262 and 174 lost to WA 9/404 decl'd and 0/34

16-19 Dec 2004 - First Test – Australia 381 and 5 wks decl'd for 361 defeated Pakistan 179 and 72

26-29 Dec 2004 - Second Test – Pakistan 341 and 163 lost to Australia 379 and 1/127

2-6 Jan 2005 – Third Test – Pakistan 304 and 325 lost to Australia 568 and 1/62

12 Jan 2005: Pakistan 8/279 defeated Australia "A" 266

13 Jan 2005: Australia "A" 5/185 defeated Pakistan 7/129 (Twenty20 match)

16 Jan 2005: Pakistan 7/272 lost to Australia 6/253 (on run rate)

19 Jan 2005: West Indies 5/273 lost to Pakistan 4/274

23 Jan 2005: Pakistan 163 lost Australia 1/167

28 Jan 2005: West Indies 4/339 defeated Pakistan 9/281

30 Jan 2005: Australia 265 lost to Pakistan 7/268

1 Feb 2005: Pakistan 8/307 defeated West Indies 277

4 Feb 2005: First Final - Australia 237 defeated Pakistan 219

6 Feb 2005: Second Final - Australia 239 defeated Pakistan 208

Australia Batting

Player	Matches	Inn	N.O	H.S	Runs	Ave	100	50	CT/ST
DR Martyn	3	4	1	142	310	103.33	2	1	2
RT Ponting	3	6	2	207	403	100.75	1	2	4
AC Gilchrist	3	4	1	113	230	76.67	1	1	12/2
JL Langer	3	6	-	191	390	65.00	1	2	-
JN Gillespie	3	3	1	*50	74	37.00	-	1	2
ML Hayden	3	6	2	*56	128	32.00	-	1	3
SR Watson	1	1	-	31	31	31.00	-	-	-
MJ Clarke	3	4	-	35	83	20.75	-	-	3
SK Warne	3	3	-	16	38	12.67	-	-	5
DS Lehmann	2	3	-	12	28	9.33	-	-	1
GD McGrath	3	3	1	9	18	9.00	-	-	1
MS Kasprowicz	2	2	-	4	8	4.00	-	-	2
SC MacGill	1	1	1	*9	9	-	-	-	-

Australia Bowling

Player	O	M	Runs	Wkts	Ave	5Wi	10WM	Best
GD McGrath	107	35	260	18	14.44	1	-	8/24
MS Kasprowicz	56	17	142	9	15.78	1	-	5/30
SC MacGill	47	7	170	8	21.25	1	-	5/87
SK Warne	124.3	24	402	14	28.71	-	-	4/111
JN Gillespie	91.2	24	258	7	36.86	-	-	3/77
SR Watson	19	5	60	1	60.00	-	-	1/32
RT Ponting	3	1	15	-	-	-	-	-
DS Lehmann	6	2	18	-	-	-	-	-
MJ Clarke	3	-	24	-	-	-	-	-

Pakistan Batting

Player	Matches	Inn	N.O	H.S	Runs	Ave	100	50	CT/ST
Asim	1	2	-	87	97	48.50	-	1	-
Younis	3	6	-	87	259	43.17	-	1	2
Salman	3	6	-	108	225	37.50	1	1	-
Yasir	2	4	-	63	146	36.50	-	2	1
Youghana	3	6	-	111	189	31.50	1	-	2
Afridi	2	4	-	46	58	29.00	-	-	-
Shoaib Malik	1	2	-	41	47	23.50	-	-	2
Razaq	2	4	1	21	45	15.00	-	-	-
Sami	2	4	-	29	54	13.50	-	-	-
Kamran	3	6	-	47	77	12.83	-	-	6/1
Imran	2	4	-	20	44	11.00	-	-	1
Shoaib Akhtar	3	6	-	27	42	7.00	-	-	2
Danish	3	6	3	*9	18	6.00	-	-	-
Rana	1	2	-	9	9	4.50	-	-	-
Khalil	1	2	-	5	5	2.50	-	-	-
Inzamam	1	2	-	1	1	0.50	-	-	2
Asif	1	2	2	*12	12	-	-	-	-

Pakistan Bowling

Player	O	M	Runs	Wkts	Ave	5Wi	10WM	Best
Shoaib Akhtar	77	8	334	11	30.36	2	-	5/99
Danish	149.2	18	560	15	37.33	2	-	7/188
Razaq	31.3	1	130	3	43.33	-	-	2/55
Rana	29	3	135	3	45.00	-	-	3/107
Sami	67.5	6	283	5	56.60	-	-	3/104
Imran	19	2	82	-	-	-	-	-
Asif	18	3	88	-	-	-	-	-
Khalil	25.2	-	97	-	-	-	-	-
Afridi	29	3	115	-	-	-	-	-

AUSTRALIA V PAKISTAN (FIRST TEST)

Played in Perth on 16, 17, 18, 19, 20 December 2004

Toss: Pakistan

Result: Australia won by 491 runs

Twelfth Men: B Lee and Yasir

Umpires: B Bowden and R Koertzen

Award: J Langer

AUSTRALIA BATTING

JL Langer	c Younis b Sami	191	b Razzaq	97
ML Hayden	lbw b Shoaib Akhtar	4	b Shoaib Akhtar	10
RT Ponting	b Sami	25	st Kamran b Danish	98
DR Martyn	c Kamran b Sami	1	not out	100
DS Lehmann	b Shoaib Akhtar	12	b Danish	5
MJ Clarke	c Inzamam b Shoaib Akhtar	1	c Inzamam b Sami	27
AC Gilchrist	b Razzaq	69	not out	0
SK Warne	c Yousuf b Razzaq	12		
JN Gillespie	c Kamran b Shoaib Akhtar	24		
MS Kasprovic	lbw b Shoaib Akhtar	4		
GD McGrath	not out	8		
Sundries	(1b, 14lb, 5w, 10nb)	30	(15lb, 2w, 7nb)	24

TOTAL 381 **TOTAL 5 wkts dec for 361**

FOW: 6,56,58,71,78,230,253,333,362,381

28,191,271,281,360

PAKISTAN BOWLING

	O	M	R	W	O	M	R	W
Shoaib Akhtar	22	1	99	5	6.3	1	22	1
Sami	25.5	3	104	3	14	1	55	1
Khalil	16	-	59	-	9.2	-	38	-
Razzaq	12	-	55	2	12.3	1	48	1
Danish	15	2	49	-	32	3	130	2
Imran					11	-	53	-

PAKISTAN BATTING

Salman	c Gilchrist b Kasprovic	17	c Hayden b McGrath	9
Imran	c Gilchrist b Gillespie	18	lbw b McGrath	1
Younis	c Gillespie b Warne	42	c Warne b McGrath	17
Inzamam	b Kasprovic	1	(6) c Gilchrist b McGrath	0
Yousuf	c Gilchrist b Kasprovic	1	(4) c Gilchrist b McGrath	27
Razzaq	b Warne	21	(5) c Gilchrist b McGrath	1
Kamran	b Kasprovic	2	c Clarke b McGrath	0
Sami	c Clarke b Kasprovic	29	b Kasprovic	2
Khalil	b Warne	0	(10) c & b Kasprovic	5
Shoaib Akhtar	c Warne b McGrath	27	(9) c Lehmann b McGrath	1
Danish	not out	6	not out	0
Sundries	(1b, 3lb, 7w, 4nb)	15	(7lb, 2w)	9

TOTAL 179 **TOTAL 72**

FOW: 32,45,55,60,108,110,110,111,171,179

5,34,43,49,49,61,64,66,72,72

AUSTRALIA BOWLING

	O	M	R	W	O	M	R	W
McGrath	19	7	44	1	16	8	24	8
Gillespie	14	2	43	1	12	3	37	-
Kasprovic	16.3	6	30	5	3.3	2	4	2
Warne	21	9	38	3				
Lehmann	4	2	5	-				
Ponting	3	1	15					

AUSTRALIA V PAKISTAN (SECOND TEST)

Played in Melbourne on 26, 27, 28, 29, December, 2004

Toss: Pakistan

Result: Australia won by 9 wickets

Twelfth Men: B Lee and Shahid Afridi

Umpires: R Koertzen and J Lloyds

Award: D Martyn

PAKISTAN BATTING

Salman	run out (Clarke/Gilchrist)	70	c Kasprovic b McGrath	0
Imran	c Ponting b Kasprovic	20	c Martyn b Gillespie	5
Yasir	lbw b Gillespie	2	c Gilchrist b McGrath	23
Younis	c Gilchrist b Gillespie	87	c Hayden b Kasprovic	23
Youhana	st Gilchrist b Warne	111	c Ponting b Warne	12
Shoaib Malik	c Ponting b Gillespie	6	c Gillespie b Warne	41
Razzaq	not out	4	(8) c Gilchrist b McGrath	19
Kamran	c Gilchrist b McGrath	24	(9) lbw b Warne	0
Sami	lbw b Warne	12	(7) lbw b Gillespie	11
Shoaib Akhtar	st Gilchrist b Warne	0	b McGrath	14
Danish	run out (Clarke/Gilchrist)	0	not out	9
Sundries	(4lb, 1w)	5	(4lb, 1lb, 1nb)	6

TOTAL 341 **TOTAL 163**

FOW: 85,93,94,286,298,301,326,341,341,341

0,13,35,60,68,98,101,140,140,163

AUSTRALIA BOWLING

	O	M	R	W	O	M	R	W
McGrath	28	12	54	1	11.2	1	35	4
Gillespie	26	7	77	3	12	7	15	2
Kasprovic	20	6	66	1	16	3	42	1
Warne	28.3	2	103	3	25	7	66	3
Clarke	3	-	24	-				
Lehmann	2	-	13	-				

AUSTRALIA BATTING

JL Langer	c Imran b Danish	50	c Kamran b Sami	5
ML Hayden	c Malik b Akhtar	9	not out	56
RT Ponting	c Malik b Akhtar	7	not out	62
DR Martyn	lbw b Danish	142		
DS Lehmann	c Yasir b Akhtar	11		
MJ Clarke	c Shoaib Akhtar b Danish	20		
AC Gilchrist	c Sami b Danish	48		
SK Warne	c & b Akhtar	10		
JN Gillespie	not out	50		
MS Kasprovic	c Naved (sub) b Akhtar	4		
GD McGrath	lbw b Danish	1		
Sundries	(1b, 2lb, 5w, 19nb)	27	(2b, 2lb)	4

TOTAL 379 **TOTAL 1 wkt for 127**

FOW: 13,32,122,135,171,230,254,347,368,379

11

PAKISTAN BOWLING

	O	M	R	W	O	M	R	W
Shoaib Akhtar	27	4	109	5	7	-	35	-
Sami	23	2	102	-	5	-	22	1
Razzaq	7	-	27	-				
Danish	39.3	5	125	5	10.5	1	52	-
Imran	3	-	13	-	5	2	16	-

AUSTRALIA V PAKISTAN (THIRD TEST)

Played in Sydney on 2, 3, 4, 5, 6, January, 2005

Toss: Pakistan

Result: Australia won by 9 wickets

Twelfth Men: M Kasproicz and Khalil

Umpires: B Bowden and D Shepherd

Award: S MacGill

PAKISTAN BATTING

Salman	c Gilchrist b McGrath	108	c Warne b MacGill	21
Yasir	c Clarke b Warne	58	lbw b Warne	63
Younis	c McGrath b MacGill	46	lbw b Watson	44
Youhana	c Warne b MacGill	8	b MacGill	30
Asim	c Gillespie b MacGill	10	c Ponting b Gillespie	87
Afridi	c McGrath b MacGill	12	run out (Martyn)	46
Kamran	c Warne b McGrath	47	c Hayden b Warne	4
Rana	lbw b McGrath	0	lbw b Warne	9
Shoaib Akhtar	b McGrath	0	c Martyn b Warne	0
Danish	c Gilchrist b MacGill	3	b MacGill	0
Asif	not out	0	not out	12
Sundries	(6b, 2lb, 1w, 3nb)	12	(4b, 3lb, 2nb)	9

TOTAL 304

TOTAL 325

FOW: 102, 193, 209, 241, 241, 261, 261, 261, 280, 304

46, 104, 164, 164, 238, 243, 261, 269, 270, 325

AUSTRALIA BOWLING

	O	M	R	W	O	M	R	W
McGrath	16.4	5	50	4	16	2	53	-
Gillespie	14	3	47	-	13.2	2	39	1
Watson	10	3	28	-	9	2	32	1
Warne	24	4	84	1	26	2	111	4
MacGill	22	4	87	5	25	3	83	3

AUSTRALIA BATTING

JL Langer	b Rana	13	b Danish	34
ML Hayden	b Danish	26	not out	23
RT Ponting	b Rana	207	not out	4
DR Martyn	st Kamran b Danish	67		
MJ Clarke	st Kamran b Danish	35		
AC Gilchrist	st Kamran b Danish	113		
SR Watson	c Asif b Danish	31		
SK Warne	c Younis b Danish	16		
JN Gillespie	lbw b Rana	0		
GD McGrath	c Youhana b Danish	9		
SC MacGill	not out	9		
Sundries	(61b, 13lb, 3w, 20nb)	42	(1nb)	1

TOTAL 568

TOTAL 1 wkt for 62


FOW: 26, 83, 257, 318, 491, 529, 535, 537, 556, 568

58

PAKISTAN BOWLING

	O	M	R	W	O	M	R	W
Shoaib Akhtar	15	2	69	-				
Rana	26	3	107	3	3	-	28	-
Asif	16	3	72	-	2	-	16	-
Danish	49.3	7	188	7	2.3	-	16	1
Afridi	27	3	113	-	2	-	2	-

Shoaib Akhtar



Justin Langer





By Simon Moore-Crouch WACA Communications Officer



Australian Captain, Ricky Ponting holds aloft the VB Series Trophy after the 2-0 finals victory over Pakistan.

Ricky Ponting's one day side continued their domination of the VB Series over the summer, once again proving too strong for the two touring teams on home soil.

A series that promised so much, with ICC Champions Trophy victors the West Indies and an exciting young Pakistan side joining Australia in the triangular tournament, saw the Australians lose only one match on their way to a convincing series victory.

The three wicket loss to Pakistan at the WACA and the washed out Australia West Indies match in Brisbane were the only blemishes in an otherwise stellar summer for the Aussies.

Young gun Michael Clarke was the star with the bat, continuing his stunning entry to international cricket. Clarke topped the VB Series batting charts, making 411 runs at the average of 68.50 including 97 and 103 not out against Pakistan in Hobart and Sydney respectively.

Damen Martyn's 95 not out against the Windies in Melbourne propelled Australia to a mammoth 4-301, a 116 run victory and enabled him to be Australia's second highest run scorer in the

competition. His 240 runs came at an average of 60.00.

The bowlers had a series to savour with Brett Lee, Glenn McGrath and Brad Hogg all snatching more than 10 wickets.

Lee took the opportunity to push for a Test recall with his 16 scalps at 21.31 enough to top the bowling tables and earn him Player of the Series honours.

He was closely followed by the evergreen McGrath whose 15 victims came at the impressive average of 11.86. Hogg was the surprise packet of the series, snaring 10 wickets from only five matches including a match winning 5-32 in the opening match against the West Indies in Melbourne.

Ponting's men came up against Inzamam ul-Haq's Pakistan in the best of three finals series after Brian Lara's West Indies could only manage one victory for the summer.

Pakistan took the field in the first final, held at the MCG, confident after consecutive victories over Australia and the West Indies at the WACA.

The Pakistani bowlers put in a solid effort to restrict the Aussies to 237, Abdul Razzaq claiming 3-33 from 10 overs. Andrew Symonds top scored with 91 from 101 balls, his partnership with Martyn (53) worth 137.

Lee and McGrath continued their devastating form with the ball, both snaring three wickets as the Australian total proved enough for victory. Shoaib Malik's 66 was a valiant effort as Pakistan fell 18 runs short.

Australia again batted first in the second final at the SCG and posted a respectable 9-239. The top four (Adam Gilchrist, Michael Clarke, Ponting and Martyn) all got starts but couldn't manage to convert them into big scores after some tight bowling from Naved-ul-Hasan, Shahid Afridi and Razzaq.

The total proved too much for the Pakistani batsmen, their top order crumbling to 4-38 before Yousef Youhana (51) and Razzaq (43) restored some respectability to the scoreboard. The Aussies clinched a 2-0 VB Series finals victory after McGrath's 5-27 saw Pakistan all out for 208.



Points Table

	Played	Won	Lost	No Result	Tied	Bonus Points	Consol. Points	Points	NRR
Australia	6	4	1	1	-	3	1	27	+1.082
Pakistan	6	3	3	-	-	-	2	17	-0.295
West Indies	6	1	4	1	-	-	2	10	-0.178

Qualifying Matches

Date	Venue	Batted 1st			Batted 2nd			Result	
14 Jan	Melbourne	Aus	4/301	(50)	WI	185	(46.2)	Australia by 116 runs	
16 Jan	Hobart	Pak	7/272	(50)	Aus	6/253	(43)	Australia 4 wkts (D/L method)	
19 Jan	Brisbane	WI	5/273	(50)	Pak	4/274	(47)	Pakistan 6 wkts	
21 Jan	Brisbane	WI	9/263	(50)	Aus	5/43	(11)	No result	
23 Jan	Sydney	Pak	163	(39.2)	Aus	1/167	(36.2)	Ausatralia by 9 wkts	
26 Jan	Adelaide	Aus	8/269	(50)	WI	196	(44.5)	Australia by 73 runs	
28 Jan	Adelaide	WI	4/339	(50)	Pak	9/281	(50)	West Indies by 58 runs	
30 Jan	Perth	Aus	256	(50)	Pak	7/286	(47.2)	Pakistan by 3 wkts	
1 Feb	Perth	Pak	8/307	(50)	WI	277	(48.1)	Pakistan by 30 runs	

Final

Date	Venue	Batted 1st			Batted 2nd			Result	
4 Feb	Melbourne	Aus	237	(50)	Pak	9/219	(50)	Australia by 18 runs	
6 Feb	Sydney	Aus	9/239	(50)	Pak	208	(45.5)	Australia by 31 runs	

Leading Run-Scorers

Batsman	Team	M	Inn	N.O	Runs	HS	100	50	Ave	Ct/St
MJ Clarke	Aus	8	8	2	411	*103	1	3	68.50	5
Inzamam-ul-Haq	Pak	8	8	1	364	74	-	5	52.00	4
Yousuf Youhana	Pak	8	8	1	318	105	1	2	45.42	-
S Chanderpaul	WI	6	6	1	314	85	-	3	62.80	1
BC Lara	WI	6	6	0	307	156	1	1	51.16	2
DR Martyn	Aus	7	6	2	240	*95	-	2	60.00	3
RR Sarwan	WI	6	6	1	235	87	-	2	47.00	-
Shahid Afridi	Pak	8	7	1	231	*56	-	1	38.50	2
WW Hinds	WI	6	6	1	201	107	1	-	40.20	-
Shoaib Malik	Pak	8	8	1	195	66	-	2	27.85	4
Abdul Razzaq	Pak	8	7	1	188	*63	-	1	31.33	1
RT Ponting	Aus	8	8	1	184	78	-	1	26.28	4

Leading Wicket-Takers

Bowler	Team	M	Overs	Mds	Runs	Wkt	Ave	Best	4w	5w
B Lee	Aus	8	74.2	4	341	16	21.31	4/38	1	-
GD McGrath	Aus	6	54.4	11	178	15	11.86	5/27	-	1
Naved-ul-Hasan	Pak	8	70.1	0	409	14	29.21	4/29	1	-
Abdul Razzaq	Pak	8	70.5	2	366	13	28.15	4/53	1	-
GB Hogg	Aus	5	43	0	227	10	22.70	5/32	-	1
Shahid Afridi	Pak	8	77	0	348	10	34.80	2/38	-	-
IDR Bradshaw	WI	6	50	4	237	9	26.33	3/47	-	-
PT Collins	WI	5	38	3	160	8	20.00	5/43	-	1
JN Gillespie	Aus	6	53.5	2	233	8	29.12	3/62	-	-



West Indies Tour of Australia

TOURING PARTY

B Lara (Captain)
S Chanderpaul (Vice Captain)
C Gayle
W Hinds
R Sarwan
M Samuels
D Bravo
R Hinds
C Browne
I Bradshaw
P Collins
M Dillon
R King
X Marshall – R Powell (replacement)
B King (Coach)
T Howard (Manager)



SUMMARY OF MATCHES

One Day Internationals: Played 6, won 1, lost 4, 1 abandoned
Others: Played 3, won 1, lost 2

RESULTS OF MATCHES

5 January 2005 West Indies 201 lost to Victoria 3/205
8 January 2005 Australia "A" 8/263 lost to West Indies 6/266
9 January 2005 Australia "A" 243 defeated West Indies 192
14 January 2005 Australia 4/301 defeated West Indies 185
19 January 2005 West Indies 5/273 lost to Pakistan 4/274
21 January 2005 West Indies 9/263-Australia 5/43
match abandoned
26 January 2005 Australia 8/269 defeated West Indies 196
28 January 2005 West Indies 4/339 defeated Pakistan 9/281
1 February 2005 Pakistan 8/307 defeated West Indies 277



Brian Lara



First Test - Christchurch

Australia won the toss and asked New Zealand to bat. With a sound opening partnership of 56 New Zealand took the first day honours at 3 for 265.

Hamish Marshall made 146 in his Test debut against Australia. His partnership with Nathan Astle (74) put on 131 for the fourth wicket.

Glenn McGrath then took control to claim the last six wickets, finishing with 6 for 115 from 42 overs in the final total of 433.

Australia lost 6 for 201 before Simon Katich (118 and Adam Gilchrist (121) came to the rescue with a seventh wicket partnership of 212 to help take the total to 432. Daniel Vettori finished with 5 for 106 from 40.2 overs.

New Zealand was unable to match its first innings effort and was dismissed for 131 with Shane Warne to the fore with 5 for 39.

Justin Langer (72 not out) and Ricky Ponting (47 not out) had little difficulty in completing victory in compiling 110 for the second wicket partnership.

Second Test - Wellington

In a rain interrupted match, no play was possible on the first day. Further showers on day four meant the game ended in a draw.

Australia, sent in to bat, made the most of the opportunity and declared on day three at 8 for 570 in 560 minutes.

Damien Martyn (165) and Adam Gilchrist (162) shared a sixth wicket partnership of 256 and Shane Warne finished on 50 not out in even time. James Franklin was the most successful bowler with 4 for 128 from 28 overs.

Lou Vincent (63) and Daniel Vettori (45) offered some resistance, but the Australian attack prevailed to dismiss the home side for 244, with Michael Kasprovicz and Shane Warne each claiming three wickets.

Then time ran out, New Zealand had lost 3 for 48 at the close of play on the fifth day.

Third Test - Auckland

New Zealand won the toss and elected to bat. After the loss of two early wickets, Hamish Marshall (76) and Stephen Fleming (65) put on 126 for the third wicket. The ever reliable Daniel Vettori made 41 not out in a final total of 292 with the wickets evenly shared by the Australian bowlers.

In reply, Australia with 393 took a first innings lead. Ricky Ponting (105) and Adam Gilchrist (60 not out) were the main contributors. James Franklin finished with 6 for 119 from 26.1 overs.

Nathan Astle (69) and Daniel Vettori (65) helped New Zealand to a second innings total of 254, while Glenn McGrath and Shane Warne each claimed four wickets.

Ricky Ponting (86 not out) and Justin Langer (59 not out) put on 148 for the second wicket to ensure victory in a two nil series result.



Simon Katich

TOURING PARTY

RT Ponting (Captain)
AC Gilchrist
MJ Clarke
JN Gillespie
ML Hayden
GB Hogg
J Hopes
ME Hussey
MS Kasprovicz
SM Katich
B Lee
DR Martyn
GD McGrath
A Symonds
J Buchanan (Coach)

SUMMARY OF MATCHES

Tests – Played 3, won 2, drawn 1
One Day Internationals – Played 5, won 5
Others – Played 1, won 1

RESULTS OF MATCHES

17 February 2005: 20/20 Match – Australia 5/214
defeated New Zealand 170
1 March 2005: New Zealand 233 lost to Australia 3/236
19 February 2005: Australia 7/236
defeated New Zealand 226
5 March 2005: Australia 5/347
defeated New Zealand 8/225
22 February 2005: Australia 6/314
defeated New Zealand 208
10-13 March 2005: First Test
New Zealand 433 and 131 lost to Australia 432 and 1/135
26 February 2005: Australia 5/264
defeated New Zealand 177
18-22 March 2005: Second Test
Australia 8/570 dec'd drew with New Zealand 244 and 3/48
26-27 March 2005: Third Test
New Zealand 292 and 254
lost to Australia 383 and 1/166

Australia Batting

Player	Matches	Inn	N.O	H.S	Runs	Ave	100	50	CT/ST
AC Gilchrist	3	3	1	162	343	171.50	2	1	7
RT Ponting	3	4	1	105	293	97.67	1	1	2
DR Martyn	3	3	-	165	235	78.33	1	-	1
JL Langer	3	5	2	*72	206	68.67	-	2	3
SM Katich	3	3	-	118	188	62.67	1	-	3
MS Kasprowicz	3	3	2	23	38	38.00	-	-	-
ML Hayden	3	5	-	61	158	31.60	-	1	1
SK Warne	3	3	-	*50	53	26.50	-	1	1
JN Gillespie	3	3	-	35	49	16.33	-	-	4
MJ Clarke	3	3	-	22	38	12.67	-	-	2
GD McGrath	3	2	-	0	0	-	-	-	1

Australia Bowling

Player	O	M	Runs	Wkts	Ave	5Wi	10WM	Best
MJ Clarke	8	1	24	2	12.00	-	-	1/8
GD McGrath	126.2	47	283	18	15.72	1	-	6/115
SK Warne	131.3	25	374	17	22.00	1	-	5/39
MS Kasprowicz	98.2	20	319	8	39.87	-	-	3/42
JN Gillespie	107	25	320	7	45.71	-	-	3/38
RT Ponting	4	1	10	-	-	-	-	-

New Zealand Batting

Player	Matches	Inn	N.O	H.S	Runs	Ave	100	50	CT/ST
DL Vettori	3	5	2	65	198	66.00	-	1	-
HJ Marshall	3	6	-	146	269	44.83	1	1	-
NJ Astle	3	6	1	74	196	39.20	-	2	2
L Vincent	3	6	-	63	160	26.67	-	1	2
CD Cumming	3	6	1	74	133	26.60	-	1	2
SP Fleming	3	6	-	65	108	18.00	-	1	2
BB McCullum	3	5	-	29	81	16.20	-	-	8
J Marshall	1	2	-	29	32	16.00	-	-	-
P Wiseman	1	2	-	23	31	15.50	-	-	1
JE Franklin	3	5	1	26	57	14.25	-	-	-
CD McMillan	2	3	-	20	38	12.67	-	-	2
IE O'Brien	2	3	-	5	10	3.33	-	-	1
CS Martin	3	5	2	*4	5	1.67	-	-	-

New Zealand Bowling

Player	O	M	Runs	Wkts	Ave	5Wi	10WM	Best
JE Franklin	92.1	13	415	12	34.58	1	-	6/119
DL Vettori	123.5	22	397	8	49.62	1	-	5/106
NJ Astle	55	15	155	3	51.67	-	-	1/32
P Wiseman	34.3	7	77	1	77.00	-	-	1/64
IE O'Brien	43	7	197	2	98.50	-	-	1/73
CS Martin	94	17	397	2	198.50	-	-	1/92

AUSTRALIA V NEW ZEALAND (FIRST TEST)

Played in Christchurch 10,11,12,13 March, 2005

Toss: Australia

Result: Australia won by 9 Wickets

Twelfth Men: B Lee

Umpires: Aleem Dar and D Shepherd

Award: A Gilchrist

NEW ZEALAND BATTING

CD Cumming	c Gillespie b Kasprovic	74	lbw W b Gillespie	7
SP Fleming	lbw b Warne	18	lbw b McGrath	17
HJ Marshall	b Warne	146	b Warne	22
L Vincent	lbw b Clarke	27	lbw b Gillespie	4
NJ Astle	lbw b McGrath	74	b Kasprovic	21
CD McMillan	c Gilchrist b McGrath	13	c Katich b Warne	5
BB McCullum	c Langer b McGrath	29	lbw b Gillespie	24
DL Vettori	not out	24	lbw b Warne	23
JE Franklin	lbw b McGrath	0	not out	5
IE O'Brien	c Gilchrist b McGrath	5	lbw b Warne	0
CS Martin	c Gilchrist b McGrath	1	lbw b Warne	0
Sundries	(4b, 14lb, 2w, 2nb)	22	(1b, 1lb, 1nb)	3

TOTAL 433

TOTAL 131

FOW: 56, 153, 199, 330, 355, 388, 403, 403, 433

20, 30, 34, 71, 78, 87, 121, 127, 131, 131

AUSTRALIA BOWLING

	O	M	R	W	O	M	R	W
McGrath	42	9	115	6	14	7	19	1
Gillespie	29	5	87	-	12	2	38	3
Kasprovic	25	6	85	1	10	3	33	1
Warne	40	6	112	2	14	3	39	5
Clarke	5	-	16	1				

AUSTRALIA BATTING

JL Langer	b Franklin	23	not out	72
ML Hayden	c Astle b O'Brien	35	c Cumming b Vettori	15
RT Ponting	c McCullum b Martin	46	not out	47
DR Martyn	lbw b Vettori	32		
JN Gillespie	c Cumming b Vettori	12		
MJ Clarke	c McCullum b Franklin	8		
SM Katich	c Vincent b Astle	118		
AC Gilchrist	c O'Brien b Vettori	121		
SK Warne	c Astle b Vettori	2		
MS Kasprovic	not out	13		
GD McGrath	lbw Vettori	0		
Sundries	(2b, 13lb, 3w, 4nb)	22	(1nb)	1

TOTAL 432

TOTAL 1 wkt for 135

FOW: 48, 75, 140, 147, 160, 201, 413, 418, 426, 432

25

NEW ZEALAND BOWLING

	O	M	R	W	O	M	R	W
Martin	29	6	104	1	8	-	27	-
Franklin	26	5	102	2	5	1	26	-
O'Brien	14	3	73	1	5	-	27	-
Vettori	40.2	13	106	5	13.3	-	55	1
Astle	14	6	32	1				

Glenn McGrath



Ricky Ponting



AUSTRALIA V NEW ZEALAND (SECOND TEST)

Played in Wellington, 18, 19, 20, 21, 22 March, 2005

Toss: New Zealand

Result: Match Drawn

Twelfth Men: B Lee and P Wiseman

Umpires: R Koertzen and D Shepherd

Award: A Gilchrist

AUSTRALIA BATTING

JL Langer	c McCullum b Vettori	46
ML Hayden	c Vincent b Franklin	61
RT Ponting	lbw b Vettori	9
DR Martyn	c McCullum b O'Brien	165
MJ Clark	c Fleming b Astle	8
SM Katich	c McCullum b Franklin	35
AC Gilchrist	c & b Franklin	162
SK Warne	not out	50
JN Gillespie	b Franklin	2
MS Kasprovicz	not out	2
GD McGrath		
Sundries	(4b, 8lb, 2w, 16nb)	30

TOTAL 8 wkts dec for 570

FOW: 82, 100, 146, 163, 247, 503, 557, 559

NEW ZEALAND BOWLING

	O	M	R	W
Martin	28	6	123	-
Franklin	28	4	128	4
O'Brien	24	4	87	1
Vettori	47	5	170	2
Astle	13	2	40	1

NEW ZEALAND BATTING

CD Cumming	b Kasprovicz	37	not out	10
SP Fleming	lbw b McGrath	0	lbw b McGrath	1
HJ Marshall	c Gillespie b McGrath	18	lbw b McGrath	0
L Vincent	c Gilchrist b Kasprovicz	63	b Kasprovicz	24
NJ Astle	c Warne b Clarke	9	not out	4
JE Franklin	c Gilchrist b Kasprovicz	26		
CD McMillan	b Warne	20		
BB McCullum	c Clarke b Warne	3		
DL Vettori	c Martyn b Warne	45		
IE O'Brien	b Gillespie	5		
CS Martin	not out	0		
Sundries	(48, 8lb, 1w, 5nb)	18	(3b, 5lb, 1nb)	9

TOTAL 244

TOTAL 3 wkts for 48

FOW: 9, 55, 78, 108, 166, 180, 184, 201, 212, 244

3, 3, 37

AUSTRALIA BOWLING

	O	M	R	W	O	M	R	W
McGrath	14	3	50	2	6	3	10	2
Gillespie	20	4	63	1	5	2	5	-
Kasprovicz	16	2	42	3	3	-	11	1
Warne	28.1	7	69	3	3.2	-	14	-
Clarke	3	1	8	1				

AUSTRALIA V NEW ZEALAND (THIRD TEST)

Played in Auckland 26, 27, 28, 29 March, 2005

Toss: New Zealand

Result: Australia won by 9 Wickets

Twelfth Men: B Lee

Umpires: R Koertzen and J Lloyds

Award: R Ponting

NEW ZEALAND BATTING

CD Cumming	lbw b Gillespie	5	lbw b McGrath	0
JA Marshall	c Hayden b McGrath	29	c Langer b McGrath	3
HJ Marshall	c Ponting b Warne	76	c Gilchrist b McGrath	7
SP Fleming	b Kasprovicz	65	c & b Gillespie	3
NJ Astle	c Langer b McGrath	19	c Katich b Warne	69
L Vincent	b Gillespie	2	run out	40
BB McCullum	c Gilchrist b McGrath	25	lbw b Warne	0
DL Vettori	not out	41	c McGrath b Warne	65
JE Franklin	c Katich b Warne	3	c Ponting b Warne	23
PJ Wiseman	c Gillespie b Warne	8	b McGrath	23
CS Martin	c Clarke b Kasprovicz	0	not out	4
Sundries	(4b, 13lb, 2nb)	19	(1b, 14lb, 2nb)	17

TOTAL 292

TOTAL 254

FOW: 15, 53, 179, 183, 194, 228, 247, 262, 288, 292

0, 9, 15, 23, 93, 93, 174, 220, 227, 254

AUSTRALIA BOWLING

	O	M	R	W	O	M	R	W
McGrath	34	20	49	3	16.2	5	40	4
Gillespie	25	8	64	2	16	4	63	1
Kasprovicz	30.2	7	89	2	14	2	59	-
Warne	23	4	63	3	23	5	77	4
Ponting	4	1	10	-				

AUSTRALIA BATTING

JL Langer	b Franklin	6	not out	59
ML Hayden	lbw b Franklin	38	run out	9
RT Ponting	c McCullum b Astle	105	not out	86
DR Martin	b Wiseman	38		
MJ Clarke	run out	22		
JN Gillespie	c McCullum b Martin	35		
SM Katich	c Wiseman b Franklin	35		
AC Gilchrist	not out	60		
SK Warne	c Fleming b Franklin	1		
MS Kasprovicz	b Franklin	23		
GD McGrath	c McCullum b Franklin	0		
Sundries	(4b, 7lb, 9nb)	20	(10lb, 2nb)	12

TOTAL 383

TOTAL 1 wkt for 166

FOW: 8, 84, 187, 215, 226, 297, 303, 377, 383

18

NEW ZEALAND BOWLING

	O	M	R	W	O	M	R	W
Martin	21	4	92	1	8	1	51	-
Franklin	26.1	3	119	6	7	-	40	-
Astle	21	7	50	1	7	-	33	-
Vettori	19	4	47	-	4	-	19	-
Wiseman	31	7	64	1	3.3	-	13	-

More great shots from the state player with most runs on the board.



WACA Ground



Motorola Building




Chinese Embassy



UWA University Club

The recent outstanding WACA redevelopment was just one of many brilliant performances by the Western Australian team committed to 'building success'. To make BGC Construction a vital part of your next project team, simply talk to Gerry Forde on (08) 9261 1700.





Committees and Cricket Administration

Committees of the Board

FINANCE AND AUDIT

A. Rule (Chairman), C.A.C. Fear, J.B. Gannon, K. Penter, J. Worland

STATE CRICKET COMMITTEE

W.J. Edwards (Chairman)

D.H. Foster, W.D. Hill, G.M. Wood (WACA Board nominees), P. Murphy, B. House (Club Cricket Council nominees)

The President and Chairman of the WACA Board are ex officio members of all Committees and Sub-Committees of the Board.

State Cricket Committee Sub Committees

CRICKET WA GAME DEVELOPMENT

D.H. Foster (Chair), P. Westgate, B. Ashdown, B. House, G. Parkinson, L. Pavy, D. Valli, R. Cox, P. Silinger, D. Natt, T. Howard, R. Langer, A. Dodemaide, R. Prenter, D. Clear

SELECTION

W.D. Hill (Chairman), T. Hogan, L. Bott, P. Capes

WOMEN'S CRICKET ADVISORY COMMITTEE

Ms D. Valli (Chairperson), G. Chappell, P. Shaw, R. Langer, M. Johnson

WOMEN'S CRICKET COUNCIL

Ms D. Valli (Chairperson), M. Johnson, Two members from each Women's club.

Board Attendance Register

	Board	Finance & Audit	Club Cricket Council	State Cricket Committee	Cricket WA Game Dev Committee
Meetings Held	11	12	8	9	3
DK Lillee	8/9				
DJ Williams	9/9	4/8			
WJ Edwards	7			7	
CAC Fear	8	7			
JB Gannon	8/9	6/8			
GM Wood	5/9			7	
AD Rule	6	9			
DH Foster	10		7/8	8	3
W Hill	9			9	
K Penter	11	11			
J Shepherd	11		4/5		
RM McLean	9				
P Murphy	11		8	9	
I Waite	11		5		
J Worland	10	11	5		
MA Weinman	9/9		5	9	
PB Rakich	2/2				
WM Bryant	2/2				
RG Paulsen	2/2			1/2	
BT Thornton	2/2				
M Mascarenhas	0/2		4/5		

NOTES:

From 1 July 2004 to 30 June 2005

- PB Rakich retired as President of the Board 29 September 2004.
- DK Lillee elected President 29 September 2004.
- DJ Williams elected Member Representative 29 September 2004 and appointed Chairman of the Board 14 October 2004.
- CAC Fear retired as Chairman of the Board 14 October 2004.
- JB Gannon elected Vice President 29 September 2004.
- GM Wood elected Vice President 29 September 2004.
- RG Paulsen retired from Board, Cricket Australia Directorship and State Cricket Committee 29 September 2004.
- DH Foster elected Cricket Australia Director 14 October 2004. Elected Chairman of the Cricket WA Game Development Committee 24 January 2005.
- MA Weinman elected Club Cricket Council Representative 11 October 2004.
- WM Bryant retired as Vice President 29 September 2004.
- M Mascarenhas retired as Club Cricket Council Representative 13 September 2004.

Club Cricket Council

P. Murphy (Chairman), J. Taylor (Deputy Chairman), D. Clear (Secretary), D.H. Foster (elected from WACA Board) and a representative elected from each District Cricket Club.

P. Murphy, I. Waite, J. Worland, M.A. Weinman (elected to serve on the WACA Board) and P. Murphy, B. House, J. Taylor elected to serve on the State Cricket Committee by the Club Cricket Council)

Club Cricket Council Sub Committees

TRIBUNAL

G. Rolfe (Chairman), T. Prue, B. House, N. Stagg, D. Vodonovic, M. Calverley

APPEAL BOARD

B. Taylor (Chairman), A. Claydon, A. Marsh, R. O'Connor, A. Gronow

UMPIRES APPOINTMENT BOARD

T. Prue (Chairman), R. Evans, B. Rennie, G. Bibby, K. Rinaldi

BOUNDARIES

D.H. Foster (Chairman), P. North, G. Rolfe, D. Vodonovic, B. House, P. Murphy

JUNIOR CRICKET COUNCIL

R. Dalton (Chairman), M. Aldrich (Deputy Chairman), C. Bettles and representative elected from each District Cricket Club.

Other Body's who Administer Cricket in WA.

COUNTRY CRICKET BOARD

P. Silinger (Chairman), G. McAuliffe (Wheatbelt), C. Hitchcock (Great Southern), D. Natt (Goldfields/Esperance), P. Rowe (Central Districts), B. Banyard (Mid West), P. Gardiner (South-West)

METROPOLITAN CRICKET EXECUTIVE

C. Radalj (Chairman), M. O'Mara (SHDCA), B. Stark (PCA), N. Bradshaw (WCA), M. Sandy (WASTCA), I. Hale (SMCA)

JUNIOR MANAGEMENT BOARD

L. Pavy (Chairman), G. Parkinson, F. Wheeler, P. Douglas, D. Chester, G. Middle, F. Longbottom, T. Pass, M. Korol

WA ABORIGINAL CRICKET ADVISORY COMMITTEE

A. Taylor (Chairman), M. Davis, A. Eades, C. Rodney, J. Jackson, J. McGuire, D. Clear

WA SCHOOLS CRICKET COUNCIL

B. Kennedy (Chairman), P. Green, D. Tomlin, S. Davis, J. Lucas, A. Nuich, J. Beattie, C. Bettles





By **Daryl Foster** WACA Board Member and CA Director



Daryl Foster OAM Inaugural Chairman

Formation of Cricket WA Game Development Committee

Stakeholders across all levels of participation in cricket in Western Australia have joined forces to guarantee the game's future in this State.

At an historic gathering held in December 2004, the WACA issued an invitation to all cricket bodies in WA to meet and plan

in a concerted manner, a partnership which would be for the benefit of Cricket in this State.

The aim of the meeting was to strengthen relationships with our various stakeholders, to develop a meaningful alliance with all groups and to provide a forum within the cricket family to plan for the future.

A further planning meeting was held in January 2005 eventuating in the inaugural Cricket WA Game Development Committee (CWAGDC) meeting being held on Monday 14th February 2005.

In attendance were representatives from WACA Board and management, the WACA Club Cricket Council, Cricket West, the Country Cricket Board (CCB), the Junior Management Board (JMB), the WA Aboriginal Advisory Council (WAAAC), the WA Schools Cricket Committee (WASCC) and the Women's Cricket Advisory Committee (WCAC).

The Department of Sport and Recreation (DSR) has also been invited to send a representative in an advisory capacity.

The 'coming together' was viewed in the past as improbable and hard to achieve for various reasons. The improved re-sourcing of 'grass roots' cricket is not only a priority of the newly formed **CWAGDC** but it is also a priority of Cricket Australia's.

Greater investment in 'grass roots' cricket may not be immediately available but the GDC will advise the WACA where resources and facilities are required so as we can plan for the future. The bringing together of all the stakeholders in WA cricket is long overdue and augers well for the future of cricket throughout the State.

CWAGDC Cricket cannot underestimate the significance of the achievement of this coalition.

The **CWAGDC** will elect three (3) delegates to attend the meetings of the State Cricket Committee. The SCC's primary role is 'the establishment and formulation of cricket strategy and policy on the playing, organisation, development and promotion of cricket at all levels in WA as well as overseeing the implementation of such strategies and policies'.

The Inaugural Chairman of the **CWAGDC**, Daryl Foster believes the formation of this Committee is a major step in the WACA becoming fully inclusive of all bodies within WA cricket, linking them to the Association in a meaningful relationship.

Foster believes there are many issues confronting cricket in WA, among them being static participation rates, the adequate re-sourcing and training of coaches for all levels of cricket, unified playing conditions across all of our competitions and the need to encourage more females to participate in the game.

A cricket pathway for players, administrators, officials and volunteers will be greatly assisted by the formation of the **CWAGDC**. It is envisaged that this Committee will play an important role in keeping WA to the forefront of Australian cricket at all levels.

Players of all ages and gender will be able to join into the pathway, play cricket at their chosen level, whilst achieving the State Association's mission of preparing players to play at progressively higher levels.

The constitutional facilitation of CWAGDC representation into WACA decision making was enacted at a Special General Meeting of WACA Members on 3 March 2005. This publication acknowledges with appreciation the foresight of Members in approving the required constitutional amendment at the above forum.

Inaugural Cricket WA Game Development Committee

Daryl FOSTER (Chairman)	WACA Board, CA Director, SCC
Bernie HOUSE	CCC
Peter WESTGATE	Cricket West
Brett ASHDOWN	Cricket West
Geoff PARKINSON	JMB
Len PAVY	JMB
Peter SILINGER	CCB
David NATT	CCB
Ron COX	WAAAC
Barry KENNEDY	WASCC
Dianne VALLI	WCAC
Trevor HOWARD	DSR
Tony DODEMAIDE	WACA CEO
Rob LANGER	GMCO
David CLEAR	C&CCM
Ruth PRENTER	PR & AC



Honour Board

Life Members

1893	Miss Sylvia Forrest, daughter of the then Mayor of Perth, Alexander Forrest MLA, was made the Association's first Honorary Life Member to mark the occasion of the opening of the WACA Ground by her father. Miss Forrest later became Mrs Sylvia Woods.*	1979	R.E. Ballantine*
		1979	E.J. Dowling*
		1979	G.H. Dunstan OBE*
		1980	R.W. Abbot MBE*
		1982	A.R. Edwards OAM
		1983	L.M. Sawle AM
		1983	W. Scott*
		1985	D.K. Carmody*
		1985	C.W. Puckett*
		1985	C.W. Langdon*
		1985	K.D. Meuleman*
1905	W.J. Farley*	1985	B.K. Shepherd OAM*
1912	J. Rushton*	1985	G.D. McKenzie
1917	R.G. Heath*	1985	I.J. Brayshaw MBE
1918	Hon. J. Gardiner, MLA*	1985	R.J. Inverarity MBE
1930	H. Gregory, MHR*	1985	G.A.R. Lock*
1937	L. Ryan*	1985	R.W. Marsh MBE
1947	F. Boan*	1985	D.K. Lillee MBE
1948	C.H. Guy*	1985	B.F. Prindiville AO CMG*
1951	Hon. G.W. Miles*	1988	J.T. Irvine*
1956	R.J. Bryant OAM*	1989	H.G. Bevan*
1956	A.C. Randell*	1991	P.B. Rakich AM
1963	His Excellency Lt-General Sir Charles Gairdner KCMG KCVO KBE CB then Governor of Western Australia*	1993	D.H. Foster OAM
		1995	T.J. Perrott AM Cit WA*
		1996	F.D. O'Driscoll
1972	C.R. Bunning CBE*	1996	N.L. Ballard
1972	F.J. Bryant OAM*	1998	K.J. Hughes
1977	Hon Sir Lawrence Jackson KCMG*	1998	G.R. Marsh
		1998	G.M. Wood
		1999	T.M. Alderman
1977	M.J.L. MacGill*	2001	K.H. MacLeay
1977	D.C. McKenzie*	2002	W.M. Bryant
1977	J.E.V. Murdoch	2002	W. J. Edwards
1978	A.D. Drew*	2004	T. M. Moody
1978	R.C. Mattiske*	2004	M.R. J. Veletta
1978	H.W.H. Rigg	2004	B. Yardley

Presidents

1885-86 to 1896-97	J.C.H. James
1897-98 to 1898-99	J. Gardiner
1899-1900	R.H. Kelsey
1900-01	S.H. Parker
1901-02 to 1905-06	W.J. Kingsmill
1906-07 to 1914-15	J. Gardiner
1915-16 to 1916-17	W.J. Farley
1917-18 to 1923-24	J. Gardiner
1924-25 to 1937-38	T.P. Draper
1938-39	S.H.D. Rowe
1939-40 to 1950-51	G.W. Miles
1951-52 to 1962-63	L.W. Jackson KCMG
1963-64 to 1979-80	C.R. Bunning CBE
1980-81 to 1989-90	B.F. Prindiville AO CMG
1990-91 to 1996-97	T.J. Perrott AM Cit WA
1996-97 to 2003-04	P.B. Rakich AM
2004	D.K. Lillee MBE

Chief Executives/General Managers

1979-80 to 1985-86	W.J. Rogers
1986 to 1989	T.S. Ivankovich
1990 to 1992	D.E. Hoare
1992 to 1997	C.L. Smith
1998 to 2001	M.N. Allenby
2001 to 2004	Mrs K.White
2004	A.I.C. Dodemaide

Secretaries

1885-86 to 1886-87	G. Fruin – Honorary
1887-88 to 1888-89	A. Woodbridge – Honorary
1889-90	H.H. Sherlock – Honorary
1890-91 to 1895-96	F.D. North – Honorary
1896-97 to 1899-1900	H. Brown – Honorary
1900-01 to 1905-06	J. Rushton – Honorary
1906-07	L. Gouly – Honorary
1907-08 to 1908-09	A.W.B. Mather – Honorary
1909-10 to 1916-17	J. Rushton – Honorary
1917-18 to 1928-29	W.J. Farley
1928-29 to 1947-48	C.H. Guy
1948-49 to 1972-73	L.E. Truman
1973-74	R. Miller
1974-75 to 1979-80	B. Bellon
1980-81 to 1996-97	K.R. Preston
1997	G. Havercroft

Chairman of WACA Executive/Board

The Executive was so named from 1907. Prior to this a 'WACA Committee' was essentially the Executive, but in the period 1890 to 1907 the Trustees of the Association played the major role in ground management. The Executive is now referred to as the Board following a review of the Association's constitution approved by Members at a Special General Meeting on January 29 2004.

1885-1899	G. Parker	1931-38	S.H.D. Rowe
1899-1902	R.H. Kelsey	1938-39	A.H. Christian
1902-03	E.A. Randell	1939-46	S.H.D. Rowe
1903-04	F.D. North	1946-58	A.C. Randell
1904-05	K. Bolton	1958-80	F.J. Bryant
1905-06	A.G. Russell	1980-88	H.W.H. Rigg
1906-11	K. Bolton	1988-89	L.M. Sawle
1911-17	W.J. Farley	1989-97	P.B. Rakich
1918-23	K. Bolton	1997-2004	C.A.C. Fear
1923-31	F.A. Barnard	2004	D.J. Williams

Chairman of the International and Interstate Cricket Committee/State Cricket Committee

Chairman of the International and Interstate Cricket Committee/State Cricket Committee. The Chairman of the Executive was also Chairman of this committee from its inauguration in 1922 until February 1990. L.M. Sawle became its first separate Chairman in 1990 (with P.B. Rakich continuing as Chairman of the Executive) Mr W J Edwards succeeded Mr Sawle in 1996. Mr R G Paulsen was Chairman in 2003-2004, when Mr Edwards was again elected to the position. From October 2004 the Committee is known as the State Cricket Committee.



The following is an acknowledgement of those individuals and institutions that have assisted the WACA and cricket in Western Australia so many ways during the period covered by this Annual Report. The listing may never be considered complete and therefore any unwitting omission is sincerely regretted.

WA STATE GOVERNMENT

Undoubtedly the most significant event affecting the immediate welfare of the Association and cricket in Western Australia in the past twelve months was the offer of a \$5m Funding Assistance package to the WACA made by the WA State Government in December 2004. That offer and the WACA's acceptance of it, was the culmination of extensive and constructive dialogue and negotiations between the Minister for Sport and Recreation the Hon Mr Bob Kucera and the WACA President, Board Chairman and CEO. In those negotiations Mr Kucera along with his department and Treasury advisors developed a clear and responsible understanding of the current imperatives of the WACA and Western Australian cricket. The funding assistance is most timely for the Association.

SPORT AND RECREATION WA

Mr Ron Alexander, the Director of Sport and Recreation in Western Australia was very supportive of the WACA's position in all of the above negotiations. Subsequent to the offer and acceptance, Ron and his staff have provided valuable advice and assistance to the WACA in the administrative elements of the negotiation and execution of the Funding Assistance Agreement.

In their role as the peak governing body of sport in this State, DSR control a number of funding programs for cricket development in which the WACA continues to be a beneficiary. The importance to DSR funding for cricket and sport generally in this State cannot be overstated.

The WACA and cricket are also well represented in a DSR initiated task force that is examining the long term future facilities requirements of the entire cricket community in Western Australia.

In all of the above, the WACA Board and management is therefore very appreciative for the cordial relationship we enjoy with the Director of the Department of Sport and Recreation, Ron Alexander and his senior staff including Greg McLennan, Rob Didcoe, Steve Mason, Trevor Howard, Nigel McCombe, Steve Humphreys and their collective support and assistance to the WACA.

EAST PERTH REDEVELOPMENT AUTHORITY

The planning responsibility vested to the East Perth Redevelopment Authority by the State Government and their jurisdiction within our immediate precinct, requires the WACA to have constant interaction with the Executive and staff of EPRA.

After an extended period of public consultation for the Riverside Project master plan (formerly known as the Gateway Project) it has recently been approved and work commenced. As the components of it are progressively implemented, they will create changes, issues and opportunities affecting the WACA.

All of which means maintaining constructive and harmonious relationships with the EPRA Board and management as an extremely important strategic issue for the WACA.

EPRA have again been forthcoming with advice and assistance to the WACA when needed. No more so that in conjunction with the City of Perth, assisting the WACA to set up a streamlined approval process when the WACA is required to react to concert opportunities offered by promoters in return for hiring our venue. Our appreciation is extended to EPRA CEO Tony Morgan for his leadership in these matters and also to his support staff and Board.

CITY OF PERTH

Our relationship with The City of Perth continues to be one of the Association's most valued.

A vital part of our planning for major cricket fixtures and concerts, is advice in respect to parking, traffic movement and health approvals. The WACA consult extensively with and receive advice and support from various officers and departments within the City of Perth to ensure our compliance with community standards and ordinances in the conduct of those public events.

In particular WACA Members were the beneficiary of the City of Perth's positive response to our request to provide parking for our Members for major matches on the Trinity foreshore beyond the southern boundary of the WACA.

We extend thanks to City of Perth CEO Frank Edwards for his leadership and guidance in these issues as well as that of his Board, individual Councillors and staff; in particular Peter Monks when they have been required to reach approval decisions within very limited time frames.

TRANSPERTH

WACA Ground patrons continued to use public transport in increasing numbers when attending Test and One Day International cricket matches last season. This trend is very much attributable to the planning by the WACA in conjunction with Transperth to enable patrons of those matches to enjoy free public transport to and from the WACA Ground. All of this is possible by a subsidy jointly provided by the WACA and Transperth. We trust this popular service will continue.

The WACA is also grateful for the extra transport services provided by Transperth on all major match or event days at the WACA Ground and for the spirit of co-operation in which their management react to a whole range of WACA related requests.

LORD'S TAVERNS AUSTRALIA (WA BRANCH)

The WACA and cricket in Western Australia continues to benefit from the many initiatives and programs of the WA Branch of Lord's Taverners which is one of the strongest Australian chapters of this highly respected institution. It possesses a strongly committed and well credentialled Executive Committee aligned to a loyal and supportive Membership. The WACA extend thanks and appreciation in particular to Leo Crohan, Mike and John Snell, John Moody, Harry Sorensen and to the Lord's Taverners

Membership for the manner in which they so professionally and generously respond to the many requests made of them by the WACA.

It is also again appropriate to acknowledge their generous funding contributions to the Lord's Taverners Indoor Cricket Centre at the WACA.

Lord's Taverners various programs assist disadvantaged and deserving young cricketers, many of whom reside and play in remote areas of WA. Their financial contributions and recognition provide indigenous and physically handicapped youngsters with a better opportunity to achieve career dreams and ambitions. Those initiatives truly respond to Lord's Taverners charter of 'Giving Disadvantaged Youth a Sporting Chance'

The Junior Lord's Taverners, Lord's Taverners Vintage Cricketer and The Lord's Taverner Spirit of Cricket Awards are all now prestigious traditions much revered by the annual recipients.

We encourage WACA Members to consider becoming part of this valuable community organisation who conduct their quarterly luncheons which include addresses by prominent and interesting guest speakers, in the Willow Room at the WACA. Lord's Taverners also conduct a highly popular Test Match breakfast on the first morning of each Perth Test match in the Hyatt Regency Hotel.

THE CARBINE CLUB OF WA

The Carbine Club is a nationally constituted body with similar aims and objectives to that of the Lord's Taverners. Its keynote cricket event is the Annual Carbine Club of WA Cricket Luncheon at which the current Olly Cooley Medal winner is acknowledged as is the winner of the Carbine Club of WA Allan Edwards Trophy. This year's luncheon was followed by an entertaining address by Terry Jenner former West Australian and Australian leg spinner and long time mentor of Shane Warne. WACA Members and the cricket community generally, are encouraged to support this annual event traditionally held on the first day of the Pura Cup Final.

As a result of the Club's annual grant to the WACA, and the proceeds of Memorabilia auction held in conjunction with the Luncheon, we were able to provide an opportunity for six talented youngsters identified from the 2004 Junior Country Week competition to attend a week long Justin Langer live-in Coaching Clinic earlier this year.

The WACA extends thanks to their current President John Baguley, Secretary Lloyd Meredith, Treasurer Reg Webb and their constituent members, for their generous support and encouragement of 'grass roots' cricket in Western Australia

WESTERN AUSTRALIAN TROTTERING ASSOCIATION

The WACA continues to enjoy the much valued long term friendship and support of the WATA. Their willingness to assist our patrons with parking resources on match days and advice and support in matters of common interest is greatly appreciated.

The Association's thanks are extended to CEO Rob Bovell, Operations Manager Frank Coleman, President Gary Scott and the WATA Executive Committee for their ongoing assistance and co-operation.

TRINITY COLLEGE

The splendid relationship that the WACA has been fortunate to enjoy with Trinity College over many years was again to the fore and very much appreciated during the year under review.

We remain extremely grateful to Trinity College for making their sports oval available for patron parking and for accommodat-

ing television outside broadcast vans during Test and One Day International matches.

Our thanks to Trinity College Principal Peter Botha and College Bursar Mike Burgess for their most influential part in enabling all of the above to happen

CRICKET

The Retravision Warriors acknowledge and express their gratitude to the following members of their support staff. Their contribution of specialist skills assisted and encouraged all members of the State team to consistently perform at the highest level.

- Dr Damien McCann - team doctor
- Neil Tyndall - sports trainer and fitness advisor
- Sandy Gordon - mental skills coach
- David Edgar - WACA Physiotherapist

Darryn Sargent (podiatrist) also provided valuable professional consultation to assist our players.

Ross Bartlett was the Warrior's Room Attendant and unofficial 13th Man. He catered for all the teams needs in the home dressing room during the season.

During the season the Warriors welcomed Frazer Guild as the visiting team's room attendant.

Others who are recognised for their contribution of time and dedication to the squad:

- Ron Bowe for his assistance as net practice co-ordinator.
- Andrew Vallance in his role as Squad Chaplain.
- WACA Curator Richard Winter and his team who continually maintain the highest standard of practice facilities and playing surfaces for all first class matches at the WACA Ground

All Match Control Team members (Match Referees, Umpires, Code of Behaviour Commissioners) who officiated in interstate matches this season. They were most ably supported by WACA Umpiring Manager, Ric Evans.

Media - Radio

The Western Australian Cricket Association Board, Management, Players and Staff thank our Media Partners for their support of cricket from a national level through to grass roots.

ABC RADIO

ABC Radio 720's ball-by-ball descriptions of the Warriors home games took the team to a state-wide audience. The professionalism and quality of the ABC broadcast is unsurpassed. Broadcaster Glenn Mitchell and Wally Foreman are icons of radio in this State. Kim Hughes and Terry Alderman were forthright and insightful in their special comments while scorer Lance Catchpole was always on the mark with match and individual player statistics.

SOUTHERN CROSS BROADCASTING

Radio 882 6PR were big supporters of the Warriors in 2004-05. Program Director John Solvander, Peter Vlahos and Daniel Davini kept the station flagship show Sports Today running smoothly while on-air presenters Brad Hardie and Adrian Barich kept the listeners entertained. Kim Hagdorn was a welcome addition during the season and kept 6PR listeners up to date with his news reports and comments from the 6PR box at the WACA Ground. 96FM's Breakfast Show Producer Matt Hale invited Warriors on to the show and is a great supporter of WA cricket.

NOVA 93.7

The WACA's newest Media Partner Nova 93.7FM took the Warriors to a whole new audience in 2004-05. As Perth's leading station in the 18-24 age bracket Nova were major supporters of the Retravision Warriors. Special thanks go to Nova Account Director John Sackson for helping make it all possible and Journalists Helen Carbon and Lisa Herbert.

FREMANTLE RADIO

Colin Minson and his team of expert commentators were the lynchpins of Warriors radio coverage in 2004-05. Colin, Ken Cassellas, Trevor Jenkins and Bob Massie were at every game the Warriors played during the summer broadcasting ball by ball coverage into Perth homes on Fremantle Radio 107.9FM and Sport FM 90.5. Sport FM 90.5 was also broadcast hourly score updates on the weekend for Pennant cricket and broadcasting ball by ball coverage of the Pennant Final.

Print Media

THE WEST AUSTRALIAN

'The West' took the coverage of cricket to a new level in season 2004-05. Chief Cricket Writer John Townsend and Sports Editor Ray Wilson are applauded for their dedicated reporting of cricket at a State and National level. Journalist Ross Lewis provided support along with Russell Reid. Sports photographers Mal Fairclough and Iain Gillespie were at their best providing the colourful images that take readers onto the field and into the changerooms.

THE SUNDAY TIMES

We express appreciation to the Editor in Chief and Sporting Editor of the Sunday Times for their assistance in providing a comprehensive coverage through their newspaper of all levels of cricket in Western Australia. First class cricket is expertly covered by Digby Beacham and Kim Hagdorn while Sam Pepe's reports on District cricket eagerly read each Sunday by players and supporters.

COMMUNITY NEWSPAPERS

The birth and growth of free-of-charge newspapers for householders creates a vibrant and far-reaching medium for spreading cricket's message. The WACA is grateful to Community Newspaper's management and individual journalists for the manner in which they cover cricket at all levels including the popular and regular weekly column penned by Michael Hussey.

WRIGHT MEDIA

Peter Wright and his team again produced Cricket WA magazine with the assistance of the WACA. The full colour magazine promotes cricket throughout the State. Our thanks go to Editor Tracey Lewis and journalist Matt Somerford for their insight and knowledge of cricket in WA.

Television Media

CHANNEL NINE

As the traditional home of cricket on Perth television. Channel Nine's Sports Director Michael Thomson along with Dennis Commetti, Mark Readings and Kate Gale were again strong supporters of the Warriors. It is also relevant to acknowledge the magnificent cricket coverage that Channel Nine provides at Australian national and international cricket and of course their huge role as a corporate partner with Cricket Australia.

CHANNEL TEN

With their commitment to local sport, Channel Ten were great supporters of the Retravision Warriors in 2004-05. Sport Director Tim Gossage and Journalists Andrew Hamilton, Lachie Reid, Mark White and Rebecca Killen provided expert coverage and analysis of WA cricket.

WIN TV

The country broadcaster provided a vital link to country cricket supporters. 2004-05 was the first year of Media partnership between the WACA and WIN TV.

WA CRICKET MEDIA GUILD

Guild President Don Marsdon and Vice-President and Treasurer Ken Casellas were again great supporters of the WACA. Their annual function for visiting journalists at The Crown Plaza during the Australia v Zimbabwe Test match was a great success. The Media Guild again organised the voting of the Gold Cup Award with great efficiency.

Media Awards

The following were announced at the 2005 Gold Cup Dinner:

Best Television Story

Rebecca Killen – Channel Ten

Best Newspaper Story

John Townsend – The West Australian

Best Radio Story

Radio Fremantle

Best Action Photograph

Mal Fairclough – The West Australian

Best News Story

John Townsend – The West Australian

Best Country Cricket Story

Colin Bettles – Farm Weekly

Best Match Commentator

Glenn Mitchell – ABC Radio

Best Expert Comments

Bob Massie – Radio Fremantle





By Nicole Walker WACA Sponsorship Co-ordinator

The past year was one of challenges and opportunities, a chance to develop our corporate partnerships and relationships to a new level, and to continue to grow the popularity and success of Australia's number one summer sport.

We work hard to enhance partnerships with our sponsors; working together to promote business and sport alike and we look forward to optimising the opportunities that will be presented in 2005-2006.

RETRAVISION

Retravisian entered its second year in 2004-2005, of a three-year commitment as the major sponsor of the State team, the Retravisian Warriors. Once again, a showcase of the sponsorship was at one of our ING Cup fixtures, this time against the Queensland Bulls, who were keen to avenge their 2003-2004 ING Cup final loss to the Warriors. Over 8 000 people attended the November 19 day/night match. One lucky spectator walked away with a \$5000 plasma screen television – the eventual winner of the Retravisian Ultimate Cricket Trivia Quiz.

Retravisian also enjoyed an increase in brand awareness and recognition through their sponsorship. A survey commissioned by the WACA, declared that 92% of cricket spectators recalled Retravisian as the sponsor of the State team, and nearly 80% recalled Retravisian's advertising presence at the WACA Ground. As we prepare for the third year of the partnership with Retravisian, we are confident that this positive awareness will only strengthen this important relationship.



Retravisian Chairman, Bill Harries present the plasma screen.

CARLTON & UNITED BEVERAGES

Carlton & United Beverages have continued their prominent and active support of Western Australian cricket under the Carlton Midstrength beer brand. Positioned as a supporting major sponsor of the Retravisian Warriors, and having a strong brand presence at the WACA Ground, Carlton Midstrength, continues to achieve significant market presence in Western Australia. Their partnership with the WACA confers to Carlton & United Beverages, exclusive pourage rights for alcoholic beverages at the WACA Ground and WACA District Cricket Clubs, as well as the annual Lilac Hill Festival Match. Promotions with the CUB marketing team this season enabled the WACA to achieve success

with our newly introduced 'Sundowner Bar' at ING Cup fixtures and a continuing and strong promotion of the Retravisian Warriors at CUB venue sportsman's nights.



Market research reveals that 85% of cricket spectators recognise Carlton Midstrength branding at the Ground, and two thirds identify them as a sponsor of the Warriors.

HEALTHWAY PROMOTING SUNSMART

An important focus of the WACA Community Development and Coaching areas is the promotion of the SunSmart message through all cricket related activities. The support of Healthway allows us to continue to grow junior participation in the sport, and use cricket as a vehicle to promote this important health message.

Through the concerted efforts of our WACA Community Development and Coaching Officers, we achieved notable growth in participation in junior and school cricket programs and importantly an increase in the comprehension and retention of the SunSmart message.

The ultimate aim of this partnership is to encourage behaviour patterns that every time a child picks up a bat or a ball, they are reminded to 'slip, slop, slap' and adhere to SunSmart guidelines. With skin cancer among the leading causes of death in our 'sun-burnt country', it is imperative to promote SunSmart behaviour while playing Australia's favourite summer sport.

Encouragingly, cricket spectators have also absorbed the SunSmart message while at the WACA Ground, prompted by signage, public address announcements and free sunscreen available to patrons. More than half of our survey respondents acknowledged that these reminders encouraged them to protect themselves from the sun while watching cricket.

CORPORATE SPORTS AUSTRALIA

The WACA's major event hospitality partner, Corporate Sports Australia, once again enjoyed a successful season, featuring a double storey marquee that accommodated over 900 guests for the One Day International, Australia vs Pakistan in January 2005.

This exclusive marquee plays host to Perth's business community providing fine dining, entertainment and spectacular views of the Ground in an all-inclusive corporate hospitality package.

Corporate Sports Australia is a company with an international reputation for delivering excellence in corporate entertainment. The WACA is delighted to be associated with Corporate Sports Australia allowing our major fixtures to have the corporate profile associated with their other Australian icon sporting events.

COCA-COLA AMATIL (WA)

As the official (non alcoholic) beverage supplier of the WACA, Coca-Cola Amatil have been a long term and an important partner and sponsor of the WACA. With Powerade as the official sports drink of the Retravision Warriors, Coca-Cola Amatil give generous promotional support of our team and matches played at the WACA Ground. This year, Coca-Cola Amatil threw their support behind two trade oriented promotions where consumers participated in a draw to win either a session in the nets with the Warriors, or the chance to 'bring the Warriors to your backyard' in a game of backyard cricket. Run through retail outlets throughout the metropolitan area, the promotion was very well received, with the eventual winners making the most of the opportunity to take on the Warriors. Along with these trade promotions, Coca-Cola Amatil also took on a stronger presence at the Ground in our 'Sundowner Bar' area. Lending their support to the 'Coke Mix It Real' DJ, the Sundowner Bar was able to provide a trendy area for young urban St George's Terrace professionals to watch cricket at the WACA at the close of their business day. Working in partnership with the WACA's contracted caterers Delaware North Australia, Coca-Cola Amatil also provided spectators the chance to obtain specially designed Powerade posters featuring the Retravision Warriors when purchasing food and Coke products through our retail outlets.

WESTERN POWER

The former major sponsor of the State team continues their outstanding support of cricket through the crucial sponsorship of the Western Power Regional Junior Development Program. This sponsorship allows the WACA to continue its mission to grow cricket across the State, with special emphasis on our six regional areas. Western Power sponsors the WACA's Regional Cricket coordinators, which allow children in country areas access to participate in coaching clinics.

In this new initiative, they have an opportunity to progress down the development pathway with specialist coaching through the Western Power Country Talent Tour.

To launch this year's program, Western Power and Retravision Warriors Beau Casson and Michael Clark, trekked the 800kms to Esperance to give children in the far South Coastal area of the State the chance to take part in a special clinic. The clinics were extremely well received and supported by the local community.

Western Power has again shown their commitment to working with the WACA to service our regional areas. As they complete their eighth year of sponsorship, we express our sincere appreciation for that long term commitment and loyalty to cricket in Western Australia.

BHP BILLITON

Another long-term partner of WACA junior cricket programs, BHP Billiton were again on board supporting the development of cricket in the Pilbara Region. With frequent visits to Newman and Port Hedland over the past five years of the partnership, the area is showing strong growth in participation and support of cricket.

In early 2005 we were pleased to announce an expansion of our current partnership with BHP Billiton. The creation of the Pilbara Community Cricket Program is a multi-faceted project which will see a turf wicket being installed in Newman in August 2005, a special launch event featuring past West Australian greats of the game and current Retravision Warriors talent, an on-going

curator management project, along with the already established Pilbara Junior Cricket Program. The ultimate aim of the new project is to establish quality cricket facilities in Newman, and incorporate a full squad visit to the region into the Warriors pre-season training schedule. A partnership between the WACA Turf Team, BHP Billiton and the Shire of Newman will also see a member of the Newman community undertake training in turf management with the WACA ground staff.

BHP Billiton's sponsorship of this unique program is a credit to their support of cricket in Western Australia. The WACA is looking forward to maximizing the mutual benefits of that partnership.

CSBP

In the first year of a three year partnership, the WACA is pleased to welcome CSBP as a major sponsor of Western Australian country cricket. As the naming rights partner to both Junior and Senior Country Week programs, CSBP have embraced the opportunity to support our country cricketing talent. This year's Country Week program saw thirty eight Junior teams and fifty two Senior teams from as far north as Broome and as far south as Esperance, take part in successful carnivals. CSBP are a welcome addition to our sponsorship group, and we look forward to working alongside them in the coming seasons.

DEPARTMENT OF SPORT AND RECREATION

A vital and valued partner in the WACAs goal to grow and develop cricket across the State is the Department of Sport and Recreation who play a crucial role in the funding of many of WACA programs. DSR funding also supports our women's cricket programs, and they are an essential support sponsor to many of our grass roots development programs, both in regional and metropolitan areas.

The WACA thanks DSR and their various operatives for the greatly valued contribution that they make to cricket in Western Australia.

DELAWARE NORTH AUSTRALIA

Delaware North Australia demonstrated their wider commitment to the WACA and cricket in Western Australia when they provided the naming rights sponsorship of the inaugural Twenty20 match played at the WACA Ground in January of this year. Their valued support of the history making event helped to ensure its success.

Delaware have also played an active role in enabling the WACA to better service and promote our partners, especially our supply-rights partners in Carlton & United Beverages, Coca-Cola Amatil and Streets. In partnership with the WACA, Delaware have come a long way towards the mutual objectives of providing exceptional customer service, exceptional quality catering and a first-class hospitality experience for all patrons at the WACA Ground.

SPECIAL THANKS...

Special thanks to our media partners – 882 6PR, 96FM, Sport FM, Nova, ABC, Channel 9, Network Ten, and The West Australian Newspaper – your support throughout Season 2004-05 has been invaluable in promoting cricket to the public.

Thanks also to our various partners and suppliers – Brittons Formal Wear, Kookaburra, Cambridge Media, Qantas, Burley Sekem and Streets for all of your assistance and support throughout the year.

Platinum Partners



Diamond Partners



Gold Partners



Silver Partners



The West Australian



CORPORATE SPORTS
AUSTRALIA



Western Power

Bronze Partners



Mercury Partners



Thank you to all the WACA's Corporate Partners for their ongoing involvement and support of Western Australian Cricket.

We've got I.T.

For the very latest in digital technology at the right price, come and see our friendly staff.

We have all the best brands, and the biggest range.

For expert advice and the right price see your local Retravision store today!



MJBB/RET53758-A



**QUALITY FORMAL ATTIRE
FOR ALL OCCASIONS.**

**SAME DAY FITTING AND
PICK-UP SERVICE.**



**BRITTON'S
FORMAL WEAR**

**618 Hay Street Mall Perth
T:08 9325 7390 F:08 9325 2797**

**Shop 91/93 Joondalup Drive Edgewater
T:08 9301 1744 F:08 9301 1755**

**Toll Free Country Only: 1800 817 390
E:sales@brittonsformalwear.com.au**



By David Clear WACA Manager Competitions & Community Cricket

Melville Cricket Club, once starved of success, maintained their hunger with back-to-back premierships in WACA First Grade when they thoroughly outplayed Scarborough over a four-day Easter final at the WACA Ground.

The win was a deserved reward for a Club with professional administration and who have gathered a talented player group together over a number of years.

WACA Board member, and Melville Club Delegate and President Malik Mascarenhas, retired in November 2004 due to health reasons. Malik's role in leading Melville to a position of strength and providing effective input to the WACA Board has been invaluable.

Scarborough again enjoyed a generally winning season but having gone one step further than the previous season would have been disappointed at losing the Final. The Club continues to provide players for the WA talent pool with youngsters Justin Coetzee and Liam Davis winning WA rookie contracts. Kade Harvey's declaration that he will continue to play District cricket was welcome post season news for Scarborough.

Unfortunately heavy overnight rain before the third day's play of the Finals allowed minimal play in Second Grade and no play in Third Grade, thereby robbing both matches of tense finishes. There were bizarre scenes at Abbett Park during the Third Grade Final when a pitch intruder kicked the stumps out of the ground during the third day lunch break. He was later apprehended by the Police on Scarborough Beach Road. Mt Lawley enjoyed a convincing win in the Fourth Grade, in just two days play.

Joondalup could not repeat consecutive Sunday League premiership's, defeated by regular finals campaigners, Subiaco-Floreat. Bolstered by the return of Club Champion Gavin Swan after two years in England, the Club recorded a convincing win in the day-night final at the WACA. Retravision Warrior Michael Clark was voted Man-Of-The-Match for his four wickets.

Perth's Paul Keenan won the coveted Olly Cooley Medal for an outstanding all-round performance in First Grade. Keenan has gradually increased his influence on the Competition since his debut 10 seasons ago. He won narrowly from Willetton's interstate recruit, Matthew Petrie who starred with his out-swing bowling.

With only a couple of exceptions, the standard of pitches improved greatly across the entire Competition. Former WACA and Hale School Curator John Maley was employed by Claremont-Nedlands and their Club's pitches and outfield improved dramatically. Ron Winter, father of WACA Curator, Richard, took up the role at Mt Lawley and oversaw that Club win the Roy Abbott "Most Improved Pitch Award". Vince Clark at Wanneroo took out the Roy Abbott "Best Pitch" Award. Their Club was further rewarded by hosting the Second Grade Final between Perth and Willetton and Vince provided tremendous playing conditions.

In terms of off-field facilities, Gosnells opened their newly renovated Club rooms. The changes included an extended bar area with glass frontage, overlooking the ground, new change rooms and an undercover outdoor alfresco area for viewing. We congratulate the City of Gosnells for further enhancing the venue.

In conjunction with the Town of Cambridge, Subiaco-Floreat completed pavilion renovations at Floreat Oval including a viewing deck. Plans are underway to build indoor training facilities for Midland-Guildford and Mt Lawley.

A Strategic Plan for all metropolitan area cricket facilities is currently being undertaken with DSR. The process will help form a future blueprint for facility planning for grade and community cricket.

Willetton were rewarded for their commitment to the Code of Conduct by winning the Lords Taverners Spirit of Cricket Award for the second consecutive year. Coach Aaron Harwood and the Grade captains accepted the award at the Pennant Dinner. Regrettably there were 12 player reports throughout District cricket, one more than last season.

The Competition again benefitted from radio coverage through Sport FM under Colin Minson. Colin obtained sponsorship to permit the radio coverage of Retravision Warriors home and away matches and the excellent 'around the grounds' service each weekend. Sport FM combined with 'Meulemans' to sponsor the 'Sport FM Meulemans Cricketer of the Year Award' won by Sam Howman.

Graham Stafford and Colin Bettles hosted a Saturday morning radio cricket program while Ryan Campbell and John Townsend delivered a Friday evening program that further promoted grass roots cricket. Sport FM also hosted a radio program highlighting CricketWest Associations. Radio 6PR is also recognised for providing scores on a regular basis.

Long time reporter Sam Pepe and The Sunday Times delivered the only editorial newspaper coverage of the Competition. Thanks also to The West Australian for devoting copy space for District cricket scoreboards each Monday.

District Cricket Clubs benefit enormously from local newspaper coverage of the competition provided by the Community Newspaper Group. Iain Cameron leads a devoted group of editors.

The WACA Scores Service added another function to its operation by posting Grade scores on the WACA website each night of play. Scores were live approximately 90 minutes after stumps were drawn. This would not be possible if not for a dedicated group of volunteer scorers and administrators who fax the scores in on time.

A key issue for the coming season will be a heavier reliance on Results Vault as a Competition administration tool.

The Clubs and the Competition benefit enormously from its major Competition sponsors, CUB, Kookaburra and the Sullivan Family. The funds that the sponsorships provide enable aspects of the Competition to continue on a 'professional' basis. The quality products that these companies provide are appreciated by the players and administrators. The Kevin Sullivan Silver Cup for the minor premiers is keenly sought after each season. Scarborough was the recipient this season.

Countless hours committed by volunteers overseeing the Competition is recognised. Club Cricket Council Chairman Peter Murphy lead Club Delegates in setting Competition policy. Thanks also to Deputy Chairman John Taylor.



Points tables for first, second, third and fourth grades at the end of the qualifying rounds were:

FIRST GRADE

Scarborough	180
Melville	161
Subiaco-Floreat	157
Fremantle	140
Wanneroo	140
Perth	137
Joondalup	126
Mount Lawley	118
University	112
Midland-Guildford	111
Willetton	109
Claremont-Nedlands	109
South Perth	103
Bayswater-Morley	99
Rockingham-Mandurah	94
Gosnells	93

SECOND GRADE

Fremantle	174
Perth	167
Subiaco-Floreat	156
Wanneroo	152
Willetton	148
Mount Lawley	143
Melville	139
Bayswater-Morley	126
Scarborough	126
Midland-Guildford	113
University	110
Claremont-Nedlands	107
Rockingham-Mandurah	104
Joondalup	102
South Perth	99
Gosnells	87

THIRD GRADE

Wanneroo	154
Fremantle	150
Scarborough	145
Melville	143
Perth	139
Bayswater-Morley	136
Willetton	125
Joondalup	122
South Perth	122
Midland-Guildford	120
Gosnells	110
Subiaco-Floreat	97
University	81
Rockingham-Mandurah	68
Mount Lawley	66
Claremont-Nedlands	55

FOURTH GRADE

Fremantle	167
Scarborough	159
Perth	157
Mount Lawley	150
Bayswater-Morley	138
Joondalup	134
Gosnells	134
Midland-Guildford	127
Melville	123
Wanneroo	110
South Perth	108
Willetton	99
Subiaco-Floreat	95
Rockingham-Mandurah	71
Claremont-Nedlands	65
University	62

ELIMINATION FINALS

1st v 6th
2nd v 5th
3rd v 4th

SEMI FINALS

1st v 4th
2nd v 3rd

FINALS

Grade	Winner	Runner-up
First	Melville	Scarborough
Second	Willetton	Perth
Third	Wanneroo	Fremantle
Fourth	Mt Lawley	Joondalup



Scarborough Cricket Club President, Colin Bettles, with Kevin Sullivan Silver Cup and Club Cricket Council Chairman Peter Murphy.

Club Championship

The winner of the Club Championship is decided on points earned in qualifying rounds with match points being multiplied as follows:

First Grade	x 6
Second Grade	x 4
Third Grade	x 3
Fourth Grade	x 2

Subiaco-Floreat won the club championship for the second consecutive season. Points gained by each club for the season were:

1 Scarborough	1355	9 Bayswater-Morley	900
2 Fremantle	1335	10 Joondalup	890
3 Perth	1270	11 Midland-Guildford	845
4 Melville	1265	12 South Perth	750
5 Wanneroo	1170	13 Gosnells	690
6 Subiaco-Floreat	1140	14 University	610
7 Willetton	965	15 Claremont-Nedlands	530
8 Mount Lawley	920	16 Rockingham-Mandurah	520

Kevin Sullivan Silver Cup

Carlton & United Breweries - Carlton Mid Colts Competition

Details of the Final: Joondalup 6-171 (Shields 57, Hodgson 49; Tropiano 2-23, Critchel 1-8) b Midland-Guildford 9-170 (Polich 50, Hagger 24; Thompson 4-37. Stockden 2-25);

Joondalup won by 4 wks



Averages & Aggregates

In accordance with the rules of the Cricket Council, full details are given in the statistical section of "The Western Cricketer" of the performance of all players who batted not less than eight times and scored at least 200 runs at an average of not less than 25 and of every bowler who took 25 or more wickets during the season. Performances in finals games are included in calculating these averages.

Averages for the under 17 and under 15 competitions are also included in the published averages, however the qualifications for these grades are minimum of five innings, 200 runs and average of 20 for batsmen and minimum of 15 wickets for bowlers.

Batting

Grade	Name	Club	Inn	NO	HS	Runs	Ave
1st	S Marsh	Fremantle	11	2	*142	722	80.22
2nd	R Ten Doeschate	Rockingham-Mandurah	11	2	226	922	102.44
3rd	J Parry	Wanneroo	8	2	140	305	50.83
4th	B Powe	Fremantle	12	6	84	282	47.00
U17	A Murphy	Subiaco-Floreat	11	5	*100	532	88.67
U15	R Richards	Joondalup	11	3	109	500	62.50

Bowling

Grade	Name	Club	Overs	M	Runs	Wkts	Ave
1st	M Petrie	Willetton	310.5	97	703	46	15.28
2nd	C Burke	Claremont-Nedlands	148.2	40	465	28	16.61
3rd	M Lee	Joondalup	162	53	369	31	11.90
4th	R Stirling	Mt Lawley	159	43	388	35	11.09
U17	C Phelan	Wanneroo	116	27	221	30	7.36
U15	T Miles	Fremantle	97.5	27	178	22	8.09

Highest Aggregates

The batsmen who scored the most runs and the bowlers who took the most wickets in each grade were:

BATTING

Grade	Name	Club	Runs
1st	D Bandy	Scarborough	1012
2nd	R Ten Doeschate	Rockingham-Mandurah	922
3rd	J De Celis	Bayswater-Morley	629
4th	B Hall	Bayswater-Morley	700
U17	A Houppapa	Joondalup	568
U15	J Fawcett	Wanneroo	596

BOWLING

Grade	Name	Club	Wkts
1st	P Keenan	Perth	55
2nd	C Dodsley	Scarborough	38
	G Cameron	Wanneroo	38
3rd	B Criddle	Bayswater-Morley	37
4th	P May	Scarborough	43
U17	M Hunter	Wanneroo	31
U15	S Narang	Willetton	27

Grade Finals

SECOND GRADE

Scores: : Willetton 178 (Silvey 76, Taylor 40; Spatcher 5-23 incl hat-trick, Abbott 3-48) & 5-151 (Mason 54, Dacey 25; Spatcher 1-27, Abbott 2-69) b Perth 156 (Mullally 53, Barranca 53; Keogh 4-31, Hosking 2-32) & 9-340 (Barranca 103, Nicholas 100; Lagana 4-99, Keogh 3-78); Willetton Won on 1st Innings

THIRD GRADE

Scores: Wanneroo 218 (Bowler 58, Hunter 42; Zabica 3-26, Black 2-37) & 0-18 (Webley 11no, Parry 5no) b Fremantle 177 (Greer 57, Blonde 42; Carnie 6-44, Chilman 1-14) & 8-310 (Zabica 79, Coates 62; Thomas 5-78, Warren 2-45); Last day washed out due to rain.

Wanneroo win on 1st Innings.

FOURTH GRADE

Scores: Mt Lawley 271 (Isaacs 111, Starling 39no; Hadji 5-43, Derby 2-41) b Joondalup 116 (Leach 37, Pinal 29; Starling 4-20, McMullan 3-23) & 63 (Hadji 18; Starling 4-18, McMullan 3-8) Mt Lawley won outright



FIRST GRADE FINAL MELVILLE V SCARBOROUGH

WACA Ground - 25-28 March 2005
Melville won outright

SCARBOROUGH BATTING

Davis	c Weston b Magoffin	105	c Porter b Magoffin	12
Heron	c Voges b Mascarenhas	0	c Weston b Magoffin	43
Bandy	c Lillis b Mascarenhas	41	c Porter b Magoffin	7
Doropoulos	c Russell b Voges	46	c Meuleman b Russell	11
Casson	c Weston b Magoffin	0	lbw b Magoffin	0
Harvey	c Magoffin b Russell	77	c (sub) b Patel	30
Cavanagh	b Mascarenhas	7	c Mascarenhas b Magoffin	0
Coetzee	c Lillis b Gillies	16	c Porter b Russell	10
Hugo	c Lillis b Voges	40	c Russell b Magoffin	0
Johnson	lbw b Platel	0	not out	20
Slowey	not out	1	c Mascarenhas b Voges	6
Sundries:		20		10

TOTAL 353

TOTAL 149

FOW: 0, 117, 201, 203, 208, 239, 288, 328, 341, 353

FOW: 13, 20, 50, 65, 75, 106, 118, 118, 135, 149

MELVILLE BOWLING

	O	M	R	W	O	M	R	W
Magoffin	25	5	76	2	18	7	52	6
Mascarenhas	22	10	38	3				
Russell	27	2	102	1	17	2	69	2
Platel	20	6	55	1	2	0	19	1
Gillies	11	2	33	1				
Voges	16.2	3	36	2	1.1	1	0	1

MELVILLE BATTING

Meuleman	lbw b Bandy	70	not out	25
Lillis	b Casson	137	c Davis b Bandy	12
Voges	lbw b Harvey	130	c Johnson b Slowey	28
Gillies	lbw b Harvey	0	not out	4
Porter	c Johnson b Bandy	36		
Wood	lbw b Casson	13		
Mascarenhas	c Johnson b Hugo	16		
Russell	lbw b Bandy	9		
Weston	c Harvey b Slowey	4		
Magoffin	not out	4		
Platel	c Johnson b Harvey	0		
Sundries:		15		0

TOTAL 434

TOTAL 2 - 69

FOW: 107, 335, 343, 351, 401, 419, 429, 434

FOW: 19, 64

SCARBOROUGH BOWLING

	O	M	R	W	O	M	R	W
Harvey	27.2	9	55	3	5	0	33	0
Slowey	24	4	103	1	1	0	4	1
Bandy	26	12	72	3	5.1	0	32	1
Coetzee	13	2	77	0				
Hugo	17	4	38	1				
Casson	26	2	78	2				
Doropoulos	3	2	6	0				

SUNDAY LEAGUE FINAL SUBIACO-FLOREAT V JOONDALUP

WACA Ground - 13 February 2005
Subiaco-Floreat won by 99 runs
Man of the Match: Michael Clark

SUBIACO-FLOREAT BATTING

Bolton	c Mason b Crook	72
Malcolm	lbw b Rindel	11
Goodwin	c Mason b Gardiner	28
Glew	b Crook	76
Cann	run out	29
Kapinkoff	c Rindel b Crook	24
Simpson	c Mason b Sprague	20
Howman	not out	6
Clark	run out	0
Swan	did not bat	
Wulff	did not bat	
Sundries:		24

TOTAL 8-290

FOW: 51, 130, 130, 234, 245, 281, 290, 290

JOONDALUP BOWLING

	O	M	R	W
Jacques	7	0	38	0
Sprague	9	0	53	1
Rindel	7	1	25	1
Gardiner	5	0	29	1
M Swart	8	0	44	0
Campbell	4	0	38	0
Crook	10	0	53	3

JOONDALUP BATTING

P Swart	c Goodwin b Swan	9
Russell	c Glew b Howman	10
Campbell	c Malcolm b Swan	7
M Swart	b Clark	36
Rindel	c Simpson b Wulff	29
Mason	c Simpson b Clark	17
Tomlinson	b Clark	28
Gardiner	not out	28
Jacques	c Kapinkoff b Clark	0
Crook	c Kapinkoff b Bolton	4
Sprague	c Simpson b Howman	12
Sundries:		11

TOTAL 191

FOW: 18, 27, 28, 95, 99, 141, 144, 144, 156, 190

SUBIACO-FLOREAT BOWLING

	O	M	R	W
Swan	8	0	52	2
Howman	7	2	29	2
Clark	10	1	49	4
Wulff	8	2	40	0
Bolton	5	0	17	1



Club Review

By Simon Moore-Crouch WACA Communications Officer

Melville

2003-04: First

2004-05: First

Leading run getter:

Ben Lillis – 823 runs at 48.41

Leading wicket taker:

Steve Russell – 34 wickets at 27.53



Melville continued their stellar form in the WACA District Cricket League in season 2004-05, grabbing back to back titles with a comprehensive victory over Scarborough in the final.

It was their batting that led the charge once again with prolific young opener Ben Lillis (823 runs at 48.41), talented middle order bat Shawn Gillies (809 runs at 53.93) and Captain Adam Vokes (598 runs at 54.36) all scoring mountains of runs.

The Melville bowling attack was well balanced with Steve Magoffin (33 wickets at 15.64), Leon Platel (31 wickets at 15.74) and Steve Russell (34 wickets at 27.53) all snaring more than 30 wickets.

Scarborough

2003-04: Third

2004-05: Second

Leading run getter:

David Bandy – 1012 runs at 63.25

Leading wicket taker:

Rob Slowey – 34 wickets at 27.47



It was a case of 'close but no flag' for the Seagulls in 2004-05, with Scarborough claiming the minor premiership and the Club Championship but stumbling at the final hurdle, going down to Melville in the final in a high quality final.

The 'home grown' side is one of the most even teams in the competition with class shining through in both batting and bowling.

Last year's Olly Cooley Medallist David Bandy enjoyed another outstanding year, passing 1000 runs, only the seventh time that feat has been achieved in the competition's history. He was ably assisted by emerging talent Theo Doropoulos, who had a watershed year scoring 714 runs at 54.92.

With the ball, Captain and now retired Retravision Warrior Kade Harvey provided a cool head and 32 wickets at 17.41. Bandy showed his all round ability with 26 scalps at 22.27 while Beau Casson provided variety in the attack and snared 26 wickets at 22.15 with his leg spinners.

Subiaco-Floreat

2003-04: Fifth

2004-05: Third

Leading run getter:

Steven Glew – 839 runs at 49.35

Leading wicket taker:

Sam Howman – 50 wickets at 19.68



The Lions pride themselves on being perennial contenders for the District League title and this summer was no different.

Once again led by Captain Steven Glew with the bat (839 runs at 49.35) and dangerous swing bowler Sam Howman (50 wickets at 19.68) with the ball, the team from Floreat Oval had a consistent regular season before being bundled out of the finals.

To be able to make a charge for next season's title, the Lions will need another batsman to step up and support Glew, because as was the case last season, no other batsman averaged more than 30.

The bowling has better depth and should hold them in good stead next summer with veteran Gavin Swan (35 wickets at 29.51) and Sunday League Final Man of the Match Michael Clark to support Howman.

Fremantle

2003-04: Seventh

2004-05: Fourth

Leading run getter:

Shaun Marsh – 722 runs at 80.22

Leading wicket taker:

Jamie Heath – 49 wickets at 17.69



After two season's of missing the finals by a whisker, the Portsiders took the extra step in season 2004-05 and made it to one win away from the final.

The addition of quality players in up-and-coming Warriors' batsman Shaun Marsh (722 runs at 80.22), former Zimbabwe international Sean Ervine (497 runs at 29.24) and ex-New South Wales paceman Jamie Heath (49 wickets at 17.69) enabled Fremantle to mix it with the best sides in the competition week in and week out.

Heath's opening pace partnership with Mark Woodhead (34 wickets at 21.41) was the bane of many opposition top orders a continuation of their excellent form in 2005-06 will put the side from Stevens Reserve in the frame for next season's title.

Wanneroo

2003-04: Fourteenth

2004-05: Fifth

Leading run getter:

Craig King – 799 runs at 53.27

Leading wicket taker:

Wes Robinson – 34 wickets at 19.68



The Roos bounced back from a horror 2003-04 season, jumping nine places on the District League ladder and returning to finals action.

Under the guidance of new coach Noel Knight, Wanneroo shot out of the blocks before fading in the latter half of the summer and just scraping into the top six with a final round outright victory over Gosnells.

Unlike last season when Mike Hussey was the only batsman to average more than 30, the Roos hallmark in 2004-05 was their even batting. Craig King (799 runs at 53.27), Wes Robinson (598 runs at 49.83) and Victor Lawes (600 runs at 46.15) all averaged better than 45, consistently building solid totals.

To take the step from making up the numbers in the finals to title contenders the team from Kingsway will need to bolster their bowling over the winter with a front line wicket taker.

Joondalup

2003-04: Fifteenth

2004-05: Seventh

Leading run getter:

Mike Rindel – 543 runs at 45.25

Leading wicket taker:

James Sprague – 33 wickets at 24.64



Last season's one-day champions made a charge up the table in the two-day competition, jumping eight places and missing out on finals action by less than a first innings victory.

After starting the 2004-05 season in stellar form, mid season dramas regarding the tenure of coach Andrew 'Polly' Farmer unsettled the side and it showed on the park.

Former South African international Mike Rindel (543 runs at 45.25 and 25 wickets at 18.96) was a welcome addition to the Iluka team and he was well assisted by fellow batsmen Scott Mason (495 runs at 38.07) and Paul Swart (448 runs at 32.00), who joined them in scoring over 400 runs.

With the ball it was young quick James Sprague (33 wickets at 24.64), who provided the support for Rindel. The Centurions will be hoping off field stability will bring increased field success in 2005-06.

Perth

2003-04: Ninth

2004-05: Sixth

Leading run getter:

Garth Nottle – 532 runs at 40.92

Leading wicket taker:

Paul Keenan – 55 wickets at 17.40



In 2004-05 Perth took a big leap forward, claiming their first finals berth in over a decade with a Round 13 victory over Midland-Guildford.

Olly Cooley Medallist Paul Keenan fired his side into the business end of the season with his consistent wicket taking ability. After a 40 wicket season in 2003-04 Keenan continued his fine development and destroyed opposition batting line ups in 2004-05, taking 55 wickets at 17.40.

The main difference between 2003-04 and 2004-05 was the solid support offered to Keenan by fellow bowlers Peter Waite (27 wickets at 30.67) and Ross Scali (26 wickets at 31.46).

In the batting ranks, four players averaged over 30 in a sign of the club's increasing depth. Garth Nottle (532 runs at 40.92) and Luke Ronchi (454 runs at 37.83) were the pick of the batsmen, throughout the season.

Mount Lawley

2003-04: Thirteenth

2004-05: Eighth

Leading run getter:

Dean Brownlie – 575 runs at 44.23

Leading wicket taker:

Paul Davis – 35 wickets at 20.28



Although the Hawks would be satisfied with their 2004-05 season they will be viewing their efforts as a stepping stone to the upper echelons of the competition next summer.

The Breckler Park side split their season, with six wins and six losses helping them to climb five places on the District League ladder.

Young keeper batsman Shane Rakich was a shining light with 499 runs at 55.44 and he, together with Dean Brownlie (575 runs at 44.23) formed the backbone of the batting order.

Paul Davis (35 wickets at 20.28) and Garrick Yandle (25 wickets at 22.36) were the workhorses with the leather. They will need the support of another good quality bowler to fire Mt Lawley into finals action in 2005-06.

University

2003-04: Sixth

2004-05: Ninth

Leading run getter:

Ian Westwood – 513 runs at 32.06

Leading wicket taker:

Matt Healey – 37 wickets at 19.03



The students would be disappointed with their bottom half of the table finish after promising so much in 2003-04.

University slid three places on the District League ladder after their meteoric rise last season. An injury interrupted season to trump pace bowler Andrew James (29 wickets at 15.55) a major factor. Fellow paceman Matt Healey (37 wickets at 19.03) did a sterling job, leading the weakened attack in James' absence.

James Oval continued to be a batting paradise and the home side's batsmen wielded the willow with authority. Ian Westwood (513 runs at 32.06), Geoff Cullen (498 at 33.20), Paul St Quintin (456 runs at 50.67) and Mark Penter (435 runs at 31.07) all enjoyed the batsmen friendly conditions, cashing in with over 400 runs each.

Willetton

2003-04: Tenth

2004-05: Eleventh

Leading run getter:

Kris Elliot – 520 runs at 28.89

Leading wicket taker:

Matt Petrie – 46 wickets at 15.28



Rocked by the defection of Shaun Marsh to Fremantle in the winter, Willetton never really got out of second gear in season 2004-05.

A stunning debut season from young tearaway Matt Petrie (46 wickets at 15.28) earned him a WA Second XI berth but there was a lack of quality support in both batting and bowling at Burrendah Reserve.

Petrie was the only Dragons bowler to average less than 30, while with the bat Alistair Cook (282 runs at 35.25) and Matt Johnston (504 runs at 33.60) were the only two to average more than 30.

If Willetton are to improve in 2005-06 the club hierarchy will need to look at increasing the team's overall depth.

Midland-Guildford

2003-04: Eighth

2004-05: Tenth

Leading run getter:

Peter Worthington – 603 runs at 60.30

Leading wicket taker:

Peter Worthington – 30 wickets at 19.13



The proud Swan Valley club continued to scrap it out in the mid table pack over the summer, sliding down the ladder two places.

Peter Worthington showed his class throughout the season with both bat and ball, topping the run making (603 runs at 60.30) and wicket taking charts (30 wickets at 19.13) at the Club.

Captain Chris Pivac enjoyed another solid season, posting over 500 runs (537 runs at 44.75), while Dean Turkich (464 runs at 38.67) and Stuart Walters (455 runs at 32.50) also made handy contributions with the bat.

The bowling attack at Lilac Hill was serviceable but lacked the fire power of a genuine strike bowler. Justin Perks (28 wickets at 20.75) and Aaron Crawford (26 wickets at 22.76) will need to take another step forward for Midland Guildford to make a charge up the ladder next summer.

Claremont-Nedlands

2003-04: Eleventh

2004-05: Twelfth

Leading run getter:

Jim Allenby – 500 runs at 38.46

Leading wicket taker:

Tim MacDonald – 34 wickets at 25.76



A season that began with such promise ended in disappointment for the Tigers as they missed the finals boat for the second consecutive year.

Like most of the teams outside the top six, John Traicos' side had only one genuine strike bowler. Tim McDonald toiled hard all season and was rewarded with 34 wickets at 25.76, but if Claremont Nedlands are to work their way back into finals contention they will need to bolster their bowling.

The story with the batting was more promising, with English import Jim Troughton (439 runs at 39.90), 2004-05 Olly Cooley Medallist Jim Allenby (500 runs at 38.46), wicketkeeper Gary Dawson (406 runs at 36.90) and Rob Morgan (440 runs at 33.84) all performing well with the willow.

South Perth

2003-04: Fourth

2004-05: Thirteenth

Leading run getter:

Hugh Brown – 919 runs at 57.44

Leading wicket taker:

Leif Powis – 28 wickets at 29.46



The yo-yo movement up and down the ladder over the last few years at Richardson Park continued in 2004-05, with South Perth falling from fourth in 2003-04 to 13th this season.

Last season's leading run getter and wicket taker Gavin Wates' departure to the United Kingdom left a gaping hole in their line up which the side struggled to fill.

Hugh Brown was a shining light with the bat, smashing 919 runs at 57.44 to be one of the competition's most prolific batsmen. Sadly he lacked support, with no other batsman averaging more than 26.

It was a similar story with the ball with Leif Powis (28 wickets at 29.46) the only bowler to make an impact.

Rockingham-Mandurah

2003-04: Twelfth

2004-05: Fifteenth

Leading run getter:

Ravi Bopara – 568 runs at 63.11

Leading wicket taker:

Paul Wilson – 21 wickets at 16.71



Although the Mariners dropped three places on the District League ladder in season 2004-05 it was a case of short term pain for long term gain.

With former Test fast bowler and Warrior Paul Wilson taking the reins as playing coach, the Settlers Hill team began to show enough to suggest they are on the right track, with a comprehensive victory over Claremont-Nedlands a highlight.

The recruitment of English player Ravi Bopara proved an inspired move, with the stylish batsman finishing third on the league batting averages (568 runs at 63.11). Although Captain Craig Simmons didn't have a stand out season he still posted a respectable 482 runs at 30.13, a valuable contribution for a young side.

If the Mariners are to continue their development in 2005-06 they will need to bolster their thin bowling attack, with Paul Wilson their best this season with 21 wickets at 16.71.

Bayswater-Morley

2003-04: Second

2004-05: Fourteenth

Leading run getter:

Chris Mason – 520 runs at 28.88

Leading wicket taker:

Joe Barnes – 35 wickets at 19.68



The Bears had a spectacular fall from grace in season 2004-05, managing a meagre four victories and plummeting from runners up to fourteenth.

Joe Barnes (35 wickets at 19.68) was the only bowler to make any impact with the ball and as such the side from Hillcrest struggled to bowl sides out.

The batting side of things was slightly more positive with solid performances coming from four batsmen. 2002-03 Olly Cooley Medallist Chris Mason was the pick of the bunch with 520 runs at 28.88 while Ryan Phillimore contributed 471 runs at 31.39.

For the Bears to rise again next summer the Club will need to rediscover the form that carried them to back-to-back finals appearances in 2002-03 and 2003-04.

Gosnells

2003-04: Sixteenth

2004-05: Sixteenth

Leading run getter:

Clint Dann – 553 runs at 34.56

Leading wicket taker:

Shane Beaumont – 25 wickets at 38.88



It was a familiar story for the Sutherlands Park faithful over the summer with their side languishing at the foot of the table for yet another season.

Back to back wooden spoons was something the Hawks were keen to avoid, but despite some isolated performances of promise, their season yielded only four wins and avoiding that fate again proved too difficult a task.

Clint Dann (553 runs at 34.56) toiled hard with the willow and stood a class above his team mates. Daniel Kipping (205 runs at 29.29) was the only other Gosnells batsman to average over 26.

The Hawks bowling didn't fare much better, with Shane Beaumont their best with 25 wickets at 38.88. To move up the ladder in 2005-06 both their bowling and batting ranks will need to be bolstered.



**Junior cricketers
are aspiring to
great heights
through the
Western Power
Regional Junior
Cricket Program.**



Western Power

Keenan Claims Olly Cooley Medal

Perth fast-bowler Paul Keenan was declared the 2004-05 Olly Cooley Medal before 250 cricketers and dignitaries at the WACA Ground vote counting evening in mid March.

Keenan, 30, polled 20 votes and won the award by a solitary vote from Subiaco-Floreat swing bowler Sam Howman.

This is the first time Keenan has won the prestigious award. The award, named in honour of one of Western Australia's inaugural First-Class umpires, recognises the Fairest and Best Player in the WACA Pennant Competition each season, based on umpires votes.

Willetton fast-bowler Matthew Petrie was third with 18 votes in his first WACA season and last year's joint winner, all-rounder David Bandy from Scarborough, was fourth with 17.

There was a tense conclusion to the count with first Petrie and then Howman taking the lead in the final round of matches. Keenan then polled maximum votes in the final match after he claimed 6-35 against Midland-Guildford to guide Perth into the finals.

Keenan was the most prolific bowler in the qualifying rounds of the WACA Pennant Season with 52 wickets in 13 matches at an average of 16.94. He polled votes in seven matches, a sign of his consistent season.

Howman enhanced his reputation as the most consistent bowler in WACA District Cricket over the past four seasons with another stellar year that saw him claim 47 wickets.

Petrie bagged 46 wickets at an average of 15.28 to top the WACA bowling averages.

Keenan now joins the illustrious list of former winners of the medal, with names such as former Australian Test player Tony Mann (76-77), former English Test wicket-keeper Alec Stewart (87-88) and recently retired Retravision Warrior Kade Harvey (99-00 and 98-99) all adorning the Honour Board.

VOTING

Paul Keenan 20 votes	3	3	3	3	3	3	2			
Sam Howman 19 votes	3	3	3	3	2	2	1	1	1	
Matthew Petrie 18 votes	3	3	3	3	2	2	2			
David Bandy 17 votes	3	3	3	2	2	2	1	1		

Other Grade Medallists

J.P. ROBBINS MEDAL

Greg Dimery (Mount Lawley) 16 votes

ALBERT RICHINGS MEDAL

Ross Greer (Fremantle) 11 votes

Julian Murphy (Melville) 11 votes

ALLAN MACKLEY MEDAL

Brett McMullen (Mount Lawley) 15 votes



Olly Cooley Medal winner, Paul Keenan (L)



Olly Cooley



Sunday League

By Simon Moore-Crouch WACA Communications Officer

Man of the Match, Floreat's Michael Clark leads the salute to club supporters after Subiaco's crushing Sunday League Final victory.



Subiaco Floreat broke a 26 year drought when claiming their first Sunday League Title at the WACA Ground on February 13.

After being sent into bat on a greenish deck by Retravisson Warriors keeper and Joondalup Captain Ryan Campbell, the Subiaco-Floreat batsmen put in a sterling performance to post 8-290 from their 50 overs.

The side from Floreat Oval were superbly led by Captain Steven Glew and David Bolton, who both posted well compiled half centuries. Batting at number three Bolton scored a swift 72 before he became the first of medium-fast bowler Travis Crook's three victims.

Following Bolton's dismissal, number four in the batting order, Chris Cann combined with Glew in a pivotal 104 run fourth wicket partnership. When Glew was sent on his way by Crook for 76 Subiaco Floreat were well on their way to a substantial total.

Some late order hitting from Kosta Kapinoff and Michael Simpson saw the Lions reach the challenging total of 8-290.

Crook was the best of the Joondalup bowlers, finishing with 3-54 from his 10 overs.

After chasing down Scarborough's total in last season's final the side from Iluka started their run chase confident in their ability to overhaul the target.

Unfortunately the key to the Centurions chances, Ryan Campbell, was dismissed early in their innings. He was out caught by Alex Malcolm for seven off the bowling of Subiaco-Floreat veteran Gavin Swan.

Despite some useful contributions from ex-South African international Mike Rindel (29) and last year's hero Mick Swart (36), Joondalup never really recovered from the loss of their Captain.

They were eventually dismissed for 191, handing a 99 run victory to the Lions.

Still on the come-back trail from a back injury, Retravisson Warriors fast bowler Michael Clark claimed Man of the Match honours with 4-49 from ten overs.

By Simon Moore-Crouch WACA Communications Officer



Adam Voges

Despite a reduction from a six game to a four game series, the 2004-05 Cricket Australia Cup once again proved a successful stepping stone to the rigors of the world's premier domestic cricket competition, the Pura Cup.

Adam Voges, Shaun Marsh, Chris Rogers, Scott Meuleman, Peter Worthington, Darren Wates, Brett Dorey and Beau Casson all donned the 'baggy yellow' in a Pura Cup contest over the summer after first representing Western Australia at Second XI level.

Tough matches against South Australia, Victoria, Queensland and Tasmania proved a fertile breeding ground for higher honours, a fact not lost on budding young Warriors.

The first match of the season saw the side host South Australia at Fletcher Park and wickets aplenty came in the first innings before the batsmen restored some pride in the second. Dorey showed signs of things to come with 4-28 in SA's first innings while Casson illustrated his all round ability with 4-114 and 43 in WA's outright loss.

WA showed a tremendous amount of grit and determination to snatch a draw in their second match against Victoria at Princes Park. With their backs to the wall in the second innings Meuleman (77), Craig Simmons (137) and Rogers (66) batted with great composure and guided WA to a well deserved draw.

In match three WA returned to the familiar confines of the WACA to take on Queensland. WA's balanced bowling attack laid the foundations for an outright victory in the visitors first innings, Wates snaring 3-26 and Justin Coetzee 3-27. The batsmen then consolidated the advantage, Voges hitting 111 and Worthington 76 in the first innings before Meuleman (93 not out) and Clint Heron (81 not out) steered their side to victory in the second.

WA travelled to Bellerive Oval for the final match of the season against Tasmania and, in a close contest, lost by 58 runs. On the notoriously flat pitch runs weren't in short supply, both sides scoring over 350 in their first innings. Dorey claimed 3-80 while WA's better batsmen were Marsh (93), Voges (92) and Heron (71 not out). Andrew James was the star with the ball in the home side's second innings with his 5-37 giving the visitors a chance. Despite the best efforts of Luke Ronchi (50) and Craig Simmons (62) WA fell just short of victory.

Cricket Australia Cup Results

MATCH 1

SA 136 and 426 defeated WA 53 and 377

MATCH 2

VIC 9/372 declared and 4/344 declared
drew with WA 170 and 8/479

MATCH 3

QLD 160 and 303 lost to WA 278 and 1/188

MATCH 4

TAS 8/445 declared and 9/284 declared
defeated WA 8/378 declared and 2

A selection of Warriors squad members and high performing grade cricketers were selected to represent Western Australia at the Institute Challenge in Darwin in August of 2004. WA finished the tournament with two victories and three losses.

Institute Challenge Results Darwin 2004

MATCH 1

WA 9/164 lost to SA 3/165

MATCH 2

WA 106 lost to TAS 4/110

MATCH 3

WA 7/188 defeated NT 63

MATCH 4

WA 4/181 defeated ACT 6/177

MATCH 5

WA 5/315 defeated QLD 231



Under-19's

By **Simon Moore-Crouch** WACA Communications Officer

After last year's stunning performance in Brisbane, the Western Australian Under-19's entered the summer's Commonwealth Bank National Under-19 Championships in Melbourne with high hopes of a repeat effort.

WA put itself in strong positions in five of their six matches but could only manage to record one victory (against the Northern Territory in round three). Unfortunately the intense competition of Pool A took its toll on the side and WA were unable to take their chances, finishing in seventh place.

In round one Tasmania needed 82 from the final nine overs with three wickets in hand which they miraculously achieved off the final ball of the match. With 48 overs to score 127 against Queensland in round four, the WA batting collapsed to fall six runs short.

WA had NSW in trouble at 7-140 in round five before they managed to make 288. The batsmen tried to make a match of it but were all out for 193. Against South Australia in round six the WA side scored 189 and then had their opposition 6-70 before a century stand steered SA to victory.

The final round match against Victoria saw WA put in a quality batting effort, posting 8-333. The bowlers struggled to back up the efforts of the batsmen, Victoria achieving the victory target on the second day.

The tournament highlight for the team was definitely the victory over the Northern Territory in round three where the team put together a complete performance to outclass their opposition.

Despite the team finishing in seventh place, two players were rewarded for their performances during the tournament with selection in the Australian Under-19 team. Matthew Johnston finished the tournament as the second highest run scorer with 275 runs at 55.00 while fast bowler Chris Thompson snared 12 wickets at 16.25.

Match Results

MATCH 1

WA 7/206 lost to Tasmania 9/207

MATCH 2

Abandoned v ACT

MATCH 3

NT 151 lost to WA 3/152

MATCH 4

QLD 9/127 defeated WA 121

MATCH 5

NSW 288 defeated WA 193

MATCH 6

WA 189 lost to SA 7/196

MATCH 7

WA 8/333 lost to Vic 5/338

Championship Rankings

1. New South Wales
2. Victoria
3. Queensland
4. South Australia
5. Australian Capital Territory
6. Tasmania
7. Western Australia
8. Northern Territory



Standing L-R: Ali de Winter (Coach), Christopher Calverley, Christopher Hansberry, Hayden Parsons, Christopher Thompson, Benjamin Wright, Shannon Weston, Christopher Wood, Jon DeCelis (Assistant Coach / Manager) Seated L-R: Shane Rakich, Brayden Sutton, Hayden Patrizi, Drew Porter (Captain), Matt Johnson (Vice Captain), Corry Verco, Chris Loveridge

By Simon Moore-Crouch WACA Communications Officer

The Western Australian Under-17 team backed up their third place finish from 2003-04 with a repeat effort in the 2004-05 edition of the Commonwealth Bank National Under-17 Championships in Hobart in December.

After breaking into Pool A, WA was faced with the task of taking on the best Under-17 cricketers from New South Wales, Victoria and Queensland in the preliminary matches. The team acquitted themselves well.

WA looked headed for a convincing first up victory over Queensland until the notorious Hobart rain destroyed any chance of a result and robbed the team of a momentum building win. In a sign of things to come Brian Shields led the charge, crafting 68 while Michael Johnson made a brilliant 134 not out.

Match two saw the team take on the reigning champions Victoria and despite some good bowling from Nathan Coulter Nile and Tim Monteleone, WA could only restrict the Vics to 6-267 declared. Shields' managed his second consecutive half century (65 not out) but WA was all out for 168, falling to a first innings loss.

Next up was the powerful New South Wales line up and WA's bowlers had the upper hand early, having NSW at 4-64. Unfortunately they couldn't sustain the pressure and NSW made an imposing 9-291. The total proved to be too much and although Shields scored his third 50 (59) WA was dismissed for 177.

The semi finals saw the team come up against Victoria again and unfortunately for WA the result went the same way. Michael Inness batted well in tough conditions, making 50 but the team could only manage 141. Jordan Usko and Glenn Stockden did their best to make a contest of it with three wickets apiece but the Vics eclipsed the WA total, making 288.

The loss to Victoria in the semi final saw WA take on the ACT in the third/fourth playoff and the side responded with their best cricket of the championships. WA totally outclassed their opposition, Monteleone taking a superb 5-19 as the ACT were dismissed for 162 before Inness (100) and Shields (60) steered their side to a comprehensive victory and third place.

Match Results

MATCH 1

WA 6/337 declared and QLD 6/71
match abandoned due to rain

MATCH 2

VIC 6/267 declared defeated WA 168

MATCH 3

NSW 9/291 declared defeated WA 177

SEMI-FINAL

WA 141 and 2/132 lost to VIC 288

3RD / 4TH PLAY-OFF

ACT 162 lost to WA 286

Championship Rankings

1. New South Wales
2. Victoria
3. Western Australia
4. South Australia
5. Tasmania
6. Australian Capital Territory
7. Northern Territory
8. Queensland



WANNEROO - WACA DISTRICT LEAGUE UNDER 17s PREMIERS 2004-05

Back Row (L-R): Stewart Irvine (Coach), Leigh Millar, Craig Bowden, Ben Lumbus, Bryn Burnes, Chris Phelan, Nathan Henry, Geof Proudfoot (Manager).
Front Row (L-R): David Proudfoot, Reece Denham, Matt Hunter, Matt Fawcett, Gareth Williams, Mitchell Green.



Inverarity Shield (Under 13)

FINAL

Played at Lilac Hill, Sunday 20 March 2005

SCORES

Fremantle 3-68 b Wanneroo 67

FREMANTLE

Jeff Kennedy (Coach), Noel Catchpole (Assistant Coach), Greg Feeney (Manager).

Team: Adam Feeney & Jonathon Miles (Co-captains), Seamus Firms, James Roberts, James Matkovich, Ted Saunders, Matthew Jones, Jordan Buller, Ashton Turner, Daniel Kennedy, Mitchell Kennedy, Brandon Catchpole.

UNDER 13s PREMIERSHIP TABLE

NORTH DIVISION

Team	Won	Lost	Draw	Tied	Qntent	Points
Wanneroo	6	1	0	0	2.48	36
Bayswater-Morley	5	2	0	0	1.44	30
Subiaco-Floreat	4	3	0	0	1.32	24
Midland-Guildford	4	3	0	0	1.02	24
Scarborough	3	4	0	0	0.74	18
Joondalup	2	5	0	0	0.78	12
Centurions	2	5	0	0	0.64	12
Mount Lawley	2	5	0	0	0.61	12

SOUTH DIVISION

Team	Won	Lost	Draw	Tied	Qntent	Points
Fremantle	6	1	0	0	2.19	36
Willetton	6	1	0	0	1.98	36
Claremont-Nedlands	6	1	0	0	1.71	36
South Perth	4	3	0	0	0.76	24
Rockingham-Man.	2	5	0	0	1.04	12
Melville	2	5	0	0	0.83	12
Gosnells	1	6	0	0	0.56	6
Perth	1	6	0	0	0.50	6



Jim Watkins Shield (Under 15)

FINAL:

Played at Lilac Hill, Saturday 19 March 2005

SCORES:

Bayswater-Morley 156 b Wanneroo 130

BAYSWATER-MORLEY

John McGinnis (Coach), Rod Evans (Assistant Coach).

Team: Robert Guy (Captain), Nathan Hall (Vice Captain), Adjie Muzani, Philip Adams, Sean O'Brien, Clint Bradshaw, Chris Barlow, Tom Read, Brenton Edwards, Aaron Todd, Mark Hutchings, Tom Sherer, Dayne Ferry, Cameron Robb, Jordan Teo, Connor Houlbrook.

UNDER 15s PREMIERSHIP TABLE

Team	Total
Wanneroo	141.78
Mount Lawley	118.89
Joondalup	116.85
Midland-Guildford	110.36
Fremantle	108.74
Bayswater-Morley	108.55
Gosnells	100.40
Subiaco-Floreat	97.67
Willetton	94.53
Centurions	90.27
South Perth	85.63
Rockingham-Mandurah	84.75
Scarborough	73.61
Claremont-Nedlands	45.94
Melville	40.39
Perth	28.23



FREMANTLE - WACA DISTRICT LEAGUE UNDER 13s PREMIERS 2004-05
Back Row (L-R): Seamus Firms, James Roberts, James Matkovich, Ted Saunders, Jeff Kennedy (Coach), Matthew Jones, Jordan Buller, Ashton Turner, Daniel Kennedy.
Front Row (L-R): Greg Feeney (Manager), Mitchell Kennedy, Adam Feeney (Captain), Jonathon Miles, Brandon Catchpole, Noel Catchpole (Assistant Coach).

Cricket Council Shield (Under 17)

FINAL

Played at Lilac Hill, Sunday 20 March 2005

SCORES

Wanneroo 227 b Joondalup 196

WANNEROO

Stewart Irvine (Coach), Geof Proudfoot (Manager).

Team: Matt Hunter (Captain), Leigh Millar, Craig Bowden, Ben Lumbus, Bryn Burnes, Chris Phelan, Nathan Henry, David Proudfoot, Reece Denham, Matt Fawcett, Gareth Williams, Mitchell Green.

UNDER 17S PREMIERSHIP TABLE

Team	Total
Joondalup	148.24
Centurions	132.81
Wanneroo	121.82
Subiaco-Floreat	121.41
Mount Lawley	121.19
Rockingham-Mandurah	111.46
Melville	102.45
Scarborough	101.56
Gosnells	86.51
Midland-Guildford	85.70
Willetton	83.52
South Perth	68.81
Perth	68.52
Fremantle	65.80
Bayswater-Morley	46.80
Claremont-Nedlands	22.25

Junior District Awards

Under 15

BATTING AVERAGE

Robert Richards, Joondalup 500 runs average 62.50

BATTING AGGREGATE

Jake Fawcett, Wanneroo 596 runs

BOWLING AVERAGE

Tim Miles, Fremantle 22 wickets average 8.09

BOWLING AGGREGATE

Sachin Narang, Willetton 27 wickets

Under 17

BATTING AVERAGE

Anthony Murphy 532 runs average 88.67

BATTING AGGREGATE

Adam Houpapa Joondalup 568 runs

BOWLING AVERAGE

Chris Phelan, Wanneroo 30 wickets average 7.36

BOWLING AGGREGATE

Matt Hunter Wanneroo 31 wickets

Danae Corser - Player of the Year Awards

Under 13's	Ryan Maldenis - Wanneroo
Under 15's	Robert Richards - Joondalup Jake Fawcett - Wanneroo
Under 17's	Anthony Murphy - Subiaco-Floreat James Hawksley - Rockingham-Mandurah



BAYSWATER-MORLEY - WACA DISTRICT LEAGUE UNDER 15s PREMIERS 2004-05

Back Row (L-R): Rod Evans (Assistant Coach), Adjie Muzani, Philip Adams, Sean O'Brien, Clint Bradshaw, Chris Barlow, Tom Read, Brenton Edwards, Aaron Todd, Mark Hutchings, John McGinnis (Coach). Front Row (L-R): Tom Sherer, Dayne Ferry, Cameron Robb, Robert Guy (Captain), Nathan Hall (V Captain), Jordan Teo, Connor Houlbrook.



Cricket Operations

By **Doug Harris** WACA Coaching Manager

WACA Cricket Operations Staff

Rob Langer	General Manager Cricket Operations
Wayne Clark	Retravision Warriors Coach
Doug Harris	WACA Coaching Manager
David Clear	Manager Competitions & Community Cricket
Darrin Ramshaw	Manager Team Operations
Dean Plunkett	Performance Information Co-ordinator
Troy Starceвич	Regional Club & Community Officer
Colin Bettles	Metro Club & Community Officer
Ric Evans	Umpiring Manager
Jon De Celis	Coaching Officer North East Zone
Ali de Winter	Coaching Officer South East Zone
Shane McDermott	Coaching Officer North West Zone
Mark Bowler	Coaching Officer South West Zone
Ruth Prenter	Administration Assistant / Project Officer
Simon Barras	Community Cricket Officer North East Zone
Lindsay Flinn	Community Cricket Officer South East Zone
Adrian Abbott	Community Cricket Officer North West Zone
Charlie Burke	Senior Community Cricket Officer South West Zone
Marieke Johnson	Administration Coordinator Women's Cricket
Fred la Rose	Administration Assistant

WACA Coaching Panel

Wayne Clark	Retravision Warriors Coach
Doug Harris	WA 'A' 2nd XI Coach
Ali de Winter	Under 19 Coach
Greg Williams	Under 17 Coach
Sandy Gordon	Mental Skills Coach
Martin Tobin	Mental Skills Coach
Neil Tyndall	Physical Conditioner
Dave Edgar	Physiotherapist
Dr Damien McCann	Doctor

Coach Education

Since remodelling the Development Coach (level 1) and Orientation to Coaching (Level 0) Courses the WACA has accredited over 100 participants in the past year.

WACA Coaching and Community Cricket Officers conducted several Orientation to Coaching courses during 2004 - 2005. Courses were delivered in metropolitan and regional areas of WA. The course is aimed at developing new coaches and parents involved in the game at grass roots level.

This year two Development Coaching Courses were conducted in the metropolitan area and one in Northam. The course, designed for the more advanced coach, has proved a success, the theory component completed online along with excellent practical presentations from WACA Coaching Officers and invited specialist coaches.

Cricket Australia conducted a High Performance Coaching Course in June 2004. Four WACA candidates attended the course, similar in content to previously conducted Level 3 courses.

Coaching & Game Development

After a successful review in 2003 the Cricket Operations Unit have been working hard planning, conducting and reviewing the programs developed to identify and improve the most talented players across the State. Along with this was the implementation of the Emerging Warrior Program (which superseded the Talent Development Program). This was designed to develop small squads of players at Under 14, 15 and 16 age groups in all four metropolitan zones. During this program the players went through various phases of training which included fitness, skill development, game sense training and match planning. The culmination of the program was the Under 14, 15 and 16 Zone Carnivals. The Zone Carnivals were a huge success with a very high standard of cricket being displayed. The carnivals were named after some of our past greats in the game as follows:

Sunsmart Terry Alderman Under 14 Zone Carnival

Sunsmart Tom Moody Under 15 Zone Carnival

Sunsmart Wayne Clark Under 16 State Carnival

The carnivals were held at Midland Guilford DCC, Willetton DCC and Christ Church Grammar playing fields respectively.

Once again huge thanks go to Sunsmart for their continued sponsorship in assisting the WACA to develop young cricketers.

The four WACA Coaching Officers, thanks to sponsorship from Western Power, conducted the Western Power Regional Emerging Warrior Program. This was a shortened version of metropolitan program conducted in all six country regions (Central Districts, Goldfields, Greater Southern, Mid West, Wheatbelt and South West).

District Clubs

Along with the Emerging Warrior Program and the Zone Carnivals the 16 District clubs were once again well serviced by our four Coaching Officers in regards to talent identification, development of coaches, volunteers, administration personnel, and player skill development from Under 13 through to Senior Level. Via frequent communication with the District clubs, the use of the WACA Coaching Officers and the relationship between the WACA continues to grow.


Once again a number of coaching workshops were held at the WACA. Graham House gave an excellent presentation on different aspects of club culture and skill development.

Ken Judge spoke passionately about leadership while Kim Hughes presented his batting philosophies.

The WACA Coaching department have for the first time designed a booklet called "The Western Australian Cricket Association Player Pathway". The booklet, catering for both male and female cricket, gives the wider cricketering community a clear outline of the pathway necessary to become a Retravision Warrior along with a detailed outline of the various programs that the WACA offer to ensure participation and development of players continues to increase.

Dennis Lillee Pace Bowling Academy

In the recent past, Western Australia has been searching for a genuine fast bowler that was identified and developed by the Western Australian Cricket System. The notion of a specialised 'program,' focussed on the art of fast bowling, is aimed at rectifying this situation.



The main objectives of the program are as follows:

- To develop fast bowlers with the potential to play First Class Cricket.
- Implement a systematic process that will identify the development of fast bowlers.
- Develop the coaching ability of coaches throughout Western Australian Cricket.

Player's who were involved in the program underwent the following:

- Physiotherapy screenings
- Fitness testing
- Strength and conditioning testing
- Running technique
- Technique analysis
- Filming
- Podiatry screening
- UWA 3D filming


At the conclusion of the above players met with coaching staff who initiated a specialist program for each of the following members:

ACADEMY FULL SQUAD MEMBERS

Michael Clark	Subiaco – Floreat
Justin Coetzee	Scarborough
Arron Crawford	Midland Guildford
Steven Jacques	Joondalup
Andrew James	University
Ray Roles	Bayswater Morley
Robert Slowey	Scarborough
Nathan Coulter-Nile	Fremantle
Brett Dorey	Fremantle
Ben Edmondson	South Perth
Patrick Molinari	Fremantle
Darren Wates	South Perth
Sam Howman	Subiaco Floreat
Sam Hogg	Scarborough
Chris Thompson	Joondalup
Sean Ervine	Fremantle
Steven Magoffin	Melville
James Sprague	Joondalup

ACADEMY DEVELOPMENTAL SQUAD MEMBERS

Michael Ardagh	Wanneroo
Ryan Phillimore	Bayswater Morley
Drew Porter	Melville
Tom Whitlock	Joondalup
Corry Verco	Midland Guildford
Glenn Smith	Melville
Ross Scali	Bayswater Morley
Mathew Johnston	Willetton
Brett Mathers	Wanneroo



Former Australian fast bowler and current Cricket Australia specialist bowling coach Damien Fleming, lectures at a coaching clinic.

SunSmart Under 14 Terry Alderman Zone Carnival

Held at the picturesque Lilac Hill Park (Midland Guildford Cricket Club), the carnival was played among the four Metro zones (North West, North East, South West and South East).

The results from the three day carnival with better individual performances are listed below.

The North East Metro Zone (Players from Midland Guildford, Bayswater Morley and Mt Lawley District Cricket Clubs) won three games.

The South West Zone won 2 games; North West Zone won one game while the South East Zone failed to win any of their games.

The carnival allows players to play at the highest possible level for their age. Players are able to learn more about their games and what it will take to get to the next level. The three days also serve as talent identification for the 2005/2006 School Sport Under 15 State Team.

There were some very impressive individual performances over the three day carnival. Congratulations to all the players who were selected to represent their respective Metro Zones. All players will have benefited from the experience of playing at this high level and the fierce competition which was displayed.

A special thanks to the Umpires who did a great job over the three days, parents and families of players who assisted with the smooth running of the carnival and the Midland Guildford District Cricket Club.

RESULTS

Day 1 (Sunday 23 January)

Game 1

South West 6/180 (Marsh 72, Terry 43, Duncan 2/7, Farmer 2/30) def North West 100 (Cameron 25, Delborelo 19, Chellew 5/18, McKay 2/5)

Game 2

North East 2/165 (Adams 51 ret, Kendrew 37, Mitton 1/2, Portelli 1/18) def South East 7/164 (Fiegiert 60, Mobilia 40no, Ferry 2/12, Read 2/12)

Day 2 (Monday 24 January)

Game 1

North East 9/170 (Adjie 44, Kendrew 36, Hodgeson 4/15, Loubser 1/12) def North West 93 (Farmer 25, Boag 20, O'Brien 2/2, Weckert 2/15)

Game 2

South West 3/116 (Clements 42no, Marsh 40, Fiegiert 1/22, Narang 0/8) def South East 115 (Irwin 40no, McKrill 25, McKay 2/5, Henning 2/8)

Day 3 (Tuesday 25 January)

Game 1

North East 9/216 (Adams 100 ret, Todd 38, Keyt 3/49, Henning 2/20) def South West 135 (Ince 41, Terry 38, Bryce 3/28, Ferry 2/27)

Game 2

North West 154 (Cameron 54, Farmer 30, Narang 2/11, Shales 2/12) def South East 9/143 (Mitton 46no, Narang 17, Duncan 2/15, Farmer 2/27)

SunSmart Under 15 Tom Moody Zone Carnival

Held at Burrendah Reserve (Willetton District Cricket Club, the day carnival was played among the four Metro zones (North West, North East, South West and South East).

The results from the three day carnival with better individual performances are listed below.

The North West Metro Zone (Players from Scarborough, Wanneroo, Joondalup and Subiaco Floreat District Cricket Clubs) won three games.

The South East Zone won 2 games; North East Zone won one game while the South West Zone failed to win any of their games.

The carnival allows players to play at the highest possible level for their age. At the end of the carnival, a squad of approximately 24 will be selected by the four selectors who were in attendance over the three days to play a trial game before the selection of the School Sport Under 15 Team which will travel to Tasmania in March. Player's performances for their respective clubs and carnival performances will be taken onto account.

A special thanks to the Umpires who did a great job over the three days, prents and fmilies of players who assisted with the smooth running of the carnival and Willetton District Cricket Club.

RESULTS

Day 1 (Monday 20th December)

Game 1 - North West 7/129 def South East 111

South East

B. Kodituwakku 24, S. McGuire 21 and I Coultas 20
T. Mason 4 – 20 and M. Waidemann 1 – 20.

North West

M.Wiley 38, M. Sharrinowski 37 and P. Geddes 20
E.Dillon 4 – 27, G. Salter 2 – 6 and P.Donovan 2 – 19

Game 2 - North East 122 def South West 103

South West

M.Marsh 45 and M.Green 19
T.Miles 4-20, S.McPherson 1-8, N.Coate 1-15, M.Marsh 1-16 and B.Dewar 1-17

North East

H.Pryce 29no and T.Beaton 21
T.Notte 3-13, Z.Howard 2-12 and R.Guy 2-18

Day 2 (Tuesday 21st December)

Game 1 - South East 161 def South West 8/147

South East

M. Waidemann 52no and M.Gillam 25no
B.Christie 3-10 and M.Ashton 2-37

South West

M.Green 56, S.McPherson 27 and M.Marsh 23
H.Richardson 5-30 and M.Marsh 2-9

Game 2 - North West 7/182 def North East 7/160

North West

R.Richards 61, J Fawcett 40 and P.Geddes 37
J.Fawcett 2-16, R.Richards 1-10, B.Power 1-36 and O Keaney 1-38

North East

T.Casey 41, T.Beaton 30 and S.Parry 26
C.Houlbrook 5-44, Z.Howard 1-20 and R.Guy 1-20

Day 3 (Wednesday 22nd December)

Game 1 - South East 160 def North East 96
South East
V.Paver 58, I.Coultas 24 and M.Waidemann 20
M.Ashton 3-15, M.Waidemann 2-14 and A.Frisby 2-17

North East
T.Beaton 31 and T.Notte 18
L.Douglas 3-22 and C.Houlbrook 3-32

Game 2 - North West 8/160 def South West 5/127
North West
M.Wiley 73, S.Collins 26 and H.Fondyke 22
R.Richards 2-9, B.Power 2-17, J.Fawcett 1-15

South West
M.Marsh 39, J.Senz 37 and C.McCann 25no
M.Marsh 3-15, B.Jeffery 2-25 and J-Senz 2-30

SunSmart Under 16 Wayne Clark State Carnival

Held at the picturesque ChristChurch Grammar playing fields, the 4 day carnival was played among the four Metro zones and 2 teams representing Country WA.

4 one day games were played with the results below.

The NW Metro Zone (Players from Scarborough, Wanneroo, Joondalup and Subiaco- Floreat District Cricket Clubs) won four games.

NE and SE Metro won 3 games each, while Country black and orange won 1 game each. SW metro were winless.

The carnival allows players to play at the highest possible level for their age. At the end of the 2005 season, a preliminary U17 State squad will be selected. Player's performances for their respective clubs and carnival performances will be taken onto account.

A special thanks to the Umpires who did a great job, Andrew Baird (Manager-Facilities and Special Projects) and Dixie Joy (Head Groundsman) from ChristChurch Grammar.

Day 1

Metro NW 5/243 (Branston 109no, Burns 61no, Watts 1/12, Miguel 1/31) def Country black 229 (Pittavino 84, Miguel 53, Liley 4/29, Sansaleone 2/30)

Metro SE 6/179 (Watkins 70, Oneil 56, Armstrong 2/42, Adams 1/6) def Metro NE 120 (Baker 37, Adams 19, Caddy 3/23, Kent 2/12)

Country Orange 8/249 (Groves 73, Lemm 37, Archer 3/62, Vink 2/27) def Metro SW 168 (Hawksley 76, Oneil 32, Attard 4/8, Groves 3/13)

Day 2

Metro NE 6/166 (DelPrete 49, Walshaw 36no, Atthowe 3/28, Steiger 2/34) def Country Black 161 (Dawson 43, Bone 29, Walshaw 4/6, Dobson 1/8)

Metro NW 6/151 (Stoinis 46, Murphy 24, Christener 3/30, Vink 1/19) def Metro SW 150 (Hawksley 54, Gerovich 18, horner 18, Burns 3/12, Branston 2/20)

Metro SE 8/199 (Oneill 64, Snadden 39, Myers 39, Attard 4/29, Groves 1/24) def Country orange 178 (Hayes 39, Groves 38, Caddy 3/17, Dalton 2/27)

Day 3

Country Black 4/217 (Dawson 114no, Bone 37, Christiner 2/30, Horne 1/39) def Metro SW 6/210 (Dumbrell 66, Oneill 50, Steiger 2/41, Bowran 1/13)

Metro NE 6/189 (Adams 54no, Jones 46 no, Ballard 3/33, Groves 2/19) def Country orange 8/186 (Daren 43, Anderson 35, DelPrete 2/23, Fried 1/15, Walshaw 1/15)

Metro NW 9/207 (Murphy 37, Leaver 32no, Dalton 2/32, Sloan 1/20) def Metro SE 159 (Myers 41, Watkins 38, Branston 4/38, Lilly 3/41)

Day 4

Metro NE 191 (DelPrete 59, Uszko 37, Christener 2/38, Horne 2/38) def Metro SE 101 (Hooker 33, Gerovich 23, Baker 3/31, Walshaw 2/11)

Metro SE 6/230 (Watkins 102, Kent 69, Bowran 2/39, Atthowe 1/13) def Country black 178 (Pittavino 49, Miguel 33, Dalton 5/31, Owen 1/5)

Metro NW 3/138 (Sansalone 52, Murphy 38no, Groves 1/16, Ballard 1/16) def Country orange 137 (Anderson 30, Wright 28, Smailes 6/24, Denham 2/34)

Coach's Awards

Winners of the WACA Coach's Recognition Awards 2004-2005:

District Senior Club Coaching

Ross Greer Fremantle District Cricket Club

District Junior Club Coaching

Larry King Wanneroo District Cricket Club



Senior Coach Damien Fleming instructing Scarborough fast bowler Rob Slowey on some of the finer points of pace bowling.



By Ric Evans WACA Umpiring Manager

Training and Accreditation

A pre-season recruitment campaign resulted in 64 new people registering for Cricket Australia's Umpiring Accreditation Course. Of these, 20 were selected for umpiring duties in the WACA's senior District Competition and 10 in the Junior Competition. Others were directed to the various MCE competitions.

The annual weekend training camp was conducted very successfully with a record participation of 104 persons. Also very well attended were the courses on the 'Laws of Cricket', one for experienced umpires and one for the people new to umpiring.

Sessions on umpiring techniques and basic laws of the game were presented to Year 11 students at Kent Street Senior High School and each of the Peel, the Midland-Guildford and the South-West Zone Junior Cricket Associations.

District Cricket

The increased number of umpires available meant that, apart from one or two instances, a full complement of umpires was provided for all senior and junior fixtures.

In all, 76 umpires took part in the senior competition and 24 in the junior.



WACA Umpire, Andrew Craig.

Umpires Appointment Board

The UAB comprised Terry Prue - Chairman, Ric Evans -Umpiring Manager, Graeme Bibby, Barry Rennie and Keith Rinaldi, all of whom have umpired at First-Class level.

The Board met prior to the commencement of the season to compile panels for the four grades in the District Competition and then after every two rounds to review rankings and appointments of the umpires. Other appointments were made to Cricket Australia Cup (Second XI) matches, National U-19 and U-17 Championships and the Women's National League.

Cricket Australia Appointments

Four Western Australian umpires were contracted to Cricket Australia with Ian Lock being on the National Panel, Andrew Craig the Supplementary Panel and Bruce Bennett and Jeff Brookes the State Panel.

In addition to their Pura Cup and ING Cup appointments, Ian Lock officiated in two Australia A v Pakistan matches and the Lilac Hill Festival match while Andrew Craig umpired all three Women's Rose Bowl matches played between Australia and New Zealand as well as the RE/MAX Cup match between the Retravision Warriors and Pakistan.

Jeff Brookes made his First-Class debut in the WA v Tasmania Pura Cup match and also officiated in the RE/MAX Cup match as well as four ING Cup and two Rose Bowl matches. Bruce Bennett umpired the Festival match, one Pura Cup, three ING Cup and one Rose Bowl match.

Jeff Brookes and Andrew Craig officiated in the first interstate Twenty20 match in Australia when the "Retravision Warriors" played Victoria on January 12.

WA's representatives at the National Youth Championships were Richard Pease, U-19s, and Jason Barton, U-17s. Both also umpired Western Fury matches against New Zealand, Victoria and Queensland.

Other Competitions

The demand for umpires comes from a variety of competitions. Umpires were provided for the Women's competition, Senior and Junior Country weeks, the Country Cup semi-finals and final, the international Vintage Cricket carnival, the National Women's U-17 Championship, the "SunSmart" Secondary Schools' competitions, the Zone U-16, U-15, U-14 carnivals, other school and junior competitions, some regional associations finals and various corporate and social cricket events.



By David Clear WACA Manager Competitions & Community Cricket



IMPARJA CUP 2005 - ALICE SPRINGS - WESTERN AUSTRALIA

Back Row (L-R): Gerald Ugle, Mark Davis jnr, Travis Ugle, Peter Cooper, Matt Abrahamson, Liam Ugle, Keren Ugle, Ashley Eades (Umpire)
Front Row (L-R): Mark Davis snr (Mgr), Gareth Taylor, Rod May, Jermaine Davis (C), George Flanagan, Ron Cox, Ashley Taylor (Coach) Absent: Jeremy McGuire

Sunsmart Metropolitan Junior Cricket

Cricket's popularity amongst children aged between five and ten blossomed during the 2004-05 season.

Throughout WA, participation in the Milo Have-a-Go Program jumped from 3,900 participants to 4,900, an increase of 25% in one season.

Contributing to the increase was a significant rise in participation in rural and regional areas, with Kalgoorlie hosting 150 eager youngsters.

Participation in traditional competitions also increased, particularly in the South-West Metropolitan Zone with the Melville and Peel regions experiencing the most growth.

WACA Cricket Operations staff continued to work with the Junior Management Board to provide leadership and support for junior metropolitan clubs. Board Chair Len Pavy has announced his retirement from the Board. To recognise his efforts over the past eight years, a new award recognising the Sunsmart metropolitan club of the year was named after Len. The inaugural winner was the Hilton Park Cricket Club who's President John Griffin, accepted the award at the 2005 Junior Focus Evening.

ACHIEVEMENTS FOR 2004-05

- 54,966 school children and 1,415 teachers accessed a cricket clinic delivered by a Sunsmart Community Cricket Officer
- 101 visits made to Community Club teams made by the Sunsmart Community Cricket Officers

- Over 1,800 junior cricketers involved in On-Ground demonstrations at the WACA during the luncheon and tea intervals.
- 1080 upper primary school children participated in Retravisation Super-Eights Programs held at Community and District clubs.
- Teacher-training programs conducted by Community Cricket Officers at the University of Western Australia Human Movement course and the Notre Dame University Physical Education course.

Retravisation Warriors/Fury Shields

The Shields are Primary school competitions based on participation with schools from the same area coming together to play games of cricket against each other. There are boys, girls and mixed divisions in the Shield. Cricket balls and Shields are provided by the WACA to encourage schools to compete.

The number of teams across WA was 312 boys, 192 girls and 274 mixed teams involving 7780 children.

Retravisation Super-Eights

Super-Eights is a format where teams consist of eight players who all bat and bowl in equal quantities. It is played at clubs, not in schools and teams nominate to compete. It is generally played on a week-day after school utilising modified equipment.

One of its main aims is to introduce people to the game for the first time in a non-threatening environment. Hopefully they go on to play in the future either in Super-Eights or transfer to the traditional game.

The following Junior Clubs ran Super-Eights:

Joondalup-Kinross
Gosnells
Scarborough
South Perth
Glen Forrest
Claremont-Nedlands
Parkerville

There were 1080 participants in the metropolitan area and 130 in regional areas.

Cricket for Indigenous

A number of programs were delivered for indigenous cricketers during the season. This was made possible by funding received from the Department of Sport & Recreation through the Indigenous Sport Program and Cricket Australia.

The aim of the programs is to increase participation of Indigenous people in cricket and improve the access and opportunity of existing players.

A State Carnival was held in Geraldton over the October long weekend incorporating two teams from Perth, one from North Midlands, one from Northam and one from the host city. The winners were the Perth No 1 team in a close result which saw Perth, Northam and Geraldton record an equal number of wins each.

A combined indigenous team represented WA at the Imparja Cup in Alice Springs in late February. For the third consecutive year, WA lost just one of their four matches to finish outside of the final on quotient.

A team was entered in Country Week and lost only one match. Many of these players were not originally selected by their local Associations and through this exercise had the opportunity to play. It is important to note that Indigenous players have been an important component of several Association teams in Country Week history.

Gosnells batsman Matt Abrahamson was named "Player of the Carnival".

A junior camp was held in Perth in November for talented young players. Seven players from Bunbury made the trip and coaching was provided by Peter Carlstein, John McGuire and Patrice Berthold.

The efforts of the WA Aboriginal Cricket Advisory Committee are recognised for initiating much of the above. Many thanks also to Peter Carlstein for providing excellent coaching for the program including several trips to Bunbury where local Peter Hill is mentoring several promising young players.

Indonesia Partnership

The WACA enjoys a partnership through the International Cricket Council with the Indonesian Cricket Federation. WACA Senior Community Cricket Officer Charlie Burke travelled twice to Indonesia to conduct school clinics, basic coach education and help train the national team.

The ICC fund this activity and it assists with strengthening the relationship between the WACA and Asia and with professional development for WACA staff.



Charlie Burke, WACA Senior Community Cricket Officer in Indonesia.



We already have an Adam Gilchrist.

We already have a Justin Langer.

Who we really need is Brandon.

*He'll make the team if he's
got what it takes. But he'll have
a better chance if he's got a
well-run club behind him.*

*Check out www.dsr.wa.gov.au
and visit the Club House. You'll find
everything you need so kids like
Brandon stay with the game.*



Department of Sport and Recreation
Government of Western Australia



By Marieke Johnson WACA Women's Cricket Administration Co-ordinator



Australian Captain Belinda Clark and New Zealand Captain Maia Lewis pose with the RoseBowl Trophy with Margaret Court

2004-05 was an exciting season for women's Cricket in WA. It represented the first full season played after the integration of women's cricket into the WACA. The WACA provides an excellent operational platform from which to build and develop women's cricket for the future.

WA hosted both the Female under 17 Carnival and the International Rose Bowl series between Australia and New Zealand in a busy summer of women's cricket in WA.

Representative

WESTERN FURY

Former Australian Test and One-Day International representative Paul Wilson was appointed coach of the Western Fury, joining other support staff, fitness coach, Rob Duffield, psychologist Barbra Dearden and Physiotherapist, Dave Edgar.

A change in the leadership of the team, with former Australian representative Avril Fahey (Captain) and current Australian Youth Squad Member Renee Chappell (Vice Captain) provided stability in these roles.

With a challenging pre-season behind them the team eagerly looked forward to their first match against reigning premiers NSW Breakers in Sydney. In game one NSW won the toss and batted first. Some strong fielding from WA saw NSW restricted to just 220 from their 50 overs despite a 108 run 5th wicket partnership. Patrice Berthold was the pick of the WA bowlers with 3-33 from 10 overs. She was strongly supported by some tight bowling from Captain Fahey conceding just 34 from her 10 overs.

The Fury's run chase got off to a shaky start before Zoë Goss (71) and Lauren Stammers (22) steadied the innings with a 43 run

partnership. It was not enough and the Fury ended all out for 143 in the 48th over.

In game two New South Wales again won the toss and chose to bat. NSW scored an impressive 285 from their 50 overs with a massive unbeaten third wicket partnership of 169. WA's run chase started promisingly with opener Elwyn Campbell compiling 48 before being caught, sparking a minor batting collapse before Julie Burnett's 55 from 59 balls steadied WA's chase. However it not enough and WA finished 7 for 178 from their 50 overs.



The next round the Fury played host to a strong Victoria Spirit at Settlers Hill. In game one the visitors started their innings strongly before some excellent fielding including three run outs, turned the momentum and the Spirit were restricted to 7-236. Fury Captain Fahey was the pick of the WA bowlers taking 2-39 from her allotted overs. The Fury's run chase never gathered momentum and despite 57 from Goss looked unlikely to reach their target eventually being all out for 162.

Game two gave The Fury their first chance to set a target this season. A solid team effort in which all in the top six made starts saw the team post 6-196 from their 50 overs. Victoria Spirit chased down the runs in the 36th over being strongly led by Australian captain Belinda Clark 77*.

After a long break due to the Australian team's touring commitments the WNCL resumed in January with the Fury travelling to South Australia for their next two matches. Batting first the Scorpions were restricted to 226 despite captain Rolton making 125. Patrice Berthold bowled superbly without reward (10 overs 0-27). The Fury's run chase started strongly after a shake up of the batting order saw Stammers promoted to opener combining with Merrillees for a 59 run partnership. Solid performances from the top five put WA in a strong position before some spirited bowling by the Scorpions led by Australian representative Shelley Nitschke (10 overs 4-37) meant WA was all out in the 46th over, falling just 29 runs short.

The following day The Fury won the toss and chose to set a target for their opponents. A disappointing batting collapse with only one batter reaching double figures meant the Fury were all out for 64. The damage was done by SA captain Rolton with 5-7 from her 10 overs. South Australia made the total without loss in the 11th over.

Looking to regroup, WA hosted the Queensland Fire in their final double header weekend. WA won the toss at Hale School and elected to bat. After losing both openers cheaply Gray (57) combined with Campbell (41) to steady the innings as the Fury compiled 9-208. WA's defence of their total began well, but, a second wicket partnership of 127 set up the Fire's run chase. Four quick wickets and some tight bowling, particularly

by Berthold (10 overs 1-26) and Shave (9 overs 0-27), ensured the Fury were never out of the match. Queensland finally, heartbreakingly for the Fury, made their target in the 49th over.

Game two, played at the WACA, saw the Fury electing to bat making 183 from their 50 overs with Stammers batting solidly for 51. In reply Queensland's openers compiled 170 for the first wicket with Bulow hitting 108 from 106 balls. QLD reached the target in 35th over for the loss of just one wicket.

Although it was a disappointing season in terms of match results, the emergence of many young players as potential match winners and future leaders bodes well. With five new players making their senior State debut in the 2004-05 seasons the growth in representative and game experience and belief built through some tough games in put the Fury in a strong position for the coming season.

The potential of many of the young Fury Players has been recognised with four of the team (Renee Chappell, Patrice Berthold, Lauren Shave and Lauren Stammers) being selected in the Australian Youth Squad. All in all the future looks good for the improving Fury team.

NATIONAL LEAGUE RANKINGS

1. Victorian Spirit
2. New South Wales Breakers
3. South Australia Scorpions
4. Queensland Konica Fire
5. Western Fury

WESTERN FURY PLAYER OF THE YEAR

Following an incredible 19th season in the national competition Former Australia representative Zoë Goss won the PW Freeman Perpetual Trophy for WA's most outstanding player of the 2004-05 season.

It is a record sixth time she has won the award, a testament to her consistent form throughout her career. Playing primarily as a batter for the fury this season Goss scored 205 runs at an average of 34.16 with a highest score of 71.

International

ROSE BOWL

The Rose Bowl series between Australia and New Zealand played at Lilac Hill and the WACA Ground was the first international women's cricket in WA since the 1988 -89 World Cup. It pitted the two favourites for the women's World Cup played in South Africa during March against each other in a best of three One-Day International series.

New Zealand warmed up for the series with a match against the Western Fury. New Zealand won the toss compiled 5-220.

In reply the Fury top order could not get settled against the reigning world champions' international attack. Losing 7-45 before the leadership pairing of Fahey and Chappell gave the Fury some stability with a 43 run stand. Despite the Fury losing cheap wickets they kept New Zealand in the field for the full 50 overs, finishing their innings 9-128.

In the opening game of the Rose Bowl series Australia won the toss and elected to bat. After losing opener Lisa Keightley cheaply Captain Belinda Clark combined with Karen Rolton for a 50 run partnership before Rolton was bowled. Clark then combined with Melanie Jones for 97 before Clark was trapped lbw.



A close run out decision in the match between the Fury and Queensland Fire.

Australia then suffered a batting collapse due to poor communication between their batters with four run outs. Rebecca Steele was the pick of the New Zealand Bowlers conceding just 24 runs from her 10 overs. New Zealand was never in the hunt and were eventually all out for 120.

Game two and a change of venue proved the catalyst for a close fought match. Playing to stay in the series New Zealand took the field after Australia won the toss and opted to bat. The Australian top order all made starts but none were able to capitalise finishing their allocated overs on 7-202.

New Zealand, after a disastrous start losing opener Lewis before a run was scored, fought their way back into the match. An inspirational 91 from number three Haidee Tiffen brought New Zealand to within striking distance of the Southern Stars total before she was caught off the bowling of left arm seam bowler Emma Liddell in the 48th over. However New Zealand could not keep the momentum, losing two quick wickets to nervous run outs and fell a tantalisingly close seven runs short to finish 8-195.

With Australia having already won the series, game three was all about pride for the visitors. A delay due to pitch complications meant the final match of the Rose Bowl was played as a day-night match in front of an appreciative vintage cricket crowd.

Australia again won the toss this time sending the Kiwi's in on a soft wicket. It proved to be the right decision as the White Ferns collapsed to be 4-11 before a sixth wicket stand of 58 enabled them to limp to the seemingly easy target of 9-114.

The evening session proved just as difficult for the Australians, being 1-9 in the 6th over. This bought Karen Rolton to the crease and scoring 43 she steadied the Australian chase. Some tight bowling delayed the Aussies from reaching the target until the 46th over with three wickets in hand.



Australia win the toss against New Zealand to open The Rose Bowl Series at Lilac Hill

Australian Captain Belinda Clark was named player of the series scoring 127 runs an average of 42.33 with a top score of 86. The WACA would like to thank all its sponsors, Lilac Hill, and Cricket Australia for their help and support in the organisation of the event.

UNDER 19'S

The Under-19's traveled to Campbelltown, New South Wales for their National Championships. On often inconsistent wickets WA did not perform as well as they had hoped. They performed exceptionally well in the field but some inconsistency with bat and ball proved costly. WA faced QLD in the play off final to finish 6th.

WA had some strong performances from Captain and Fury representative Lauren Shave and also from Holly Hyder, Nicole Bolton and Mel Chappell. Holly Hyder received the Clare Papasergio trophy as WA's most outstanding player of the Championship.

UNDER 17'S

WA hosted the Under 17's national carnival in January. This was expertly co-ordinated by Ian Kevan with thanks to Angele Grey for her prior preparation. Many of the teams stayed at Currie Hall (UWA) in Nedlands and played at a variety of Perth's premier grounds, including Richardson Park, Cresswell Oval, McGillivray Oval and Charles Veyard Reserve.

New South Wales proved the strongest team, winning the tournament and also the Spirit of Cricket Award, with Victoria placed second. The Western Australian girls finished the tournament in fifth place. After going through the preliminary rounds without a win, WA defeated The Australian Capital Territory in a tightly contested final match. Captain Jaimi Wilson (17) was named in the Australian Honour Team after her outstanding performances with the bat and the ball. Another stand out player was debutant Emma Biss, who as a 14 year old proved very competitive amongst a more senior field. Emma took home WA's Rising Star Award.

Game Development

SUNSMART WOMEN'S COMPETITION

Four teams battled for the A Grade trophy this season. However, unfortunately, only three teams were submitted to the B grade competition after High Wycombe lost their B-Grade side.

The A Grade one-day final was played between Melville and Tuart Hill at Christ Church with Melville 8-144 narrowly defeating Tuart Hill 7-143 by two wickets with three balls to spare. Diane Browne was the player of the final taking 4-23 and scoring 33 runs.

The two-day final saw a reversal in the top of the table standing but the same two team's battled it out for the Premiership. Melville elected to bat first. They were dismissed for 72 late on the first day and Tuart Hill took the advantage. Tuart Hill overhauled Melville total going on to make 2-95 before declaring. Melville conceded their second innings and Tuart Hill won the premiership on first innings.

The B Grade final was played between Subiaco-Marist and Curtin-Vic Park. Subiaco batted first and were all out for 66. Curtin-Vic Park batted strongly to make the runs with the loss of only four wickets finishing at 4-68.

Sunsmart Junior Competitions

UNDER 15'S

Perth College (5 -96) d Whitfords JCC (5- 93)
Player of the match Justine Henderson

UNDER 17'S

Santa Maria (9-117) d Perth College (43)
Player of the Match - Kellie Wray





Catching the spirit in the company of good friends.

AWB would like to congratulate and thank the Western Australian Cricket Association organisers, players and supporters for their exceptional dedication and commitment to an outstanding 2004/05 cricket season.

The AWB Country Cup provides the opportunity for regional Western Australians to demonstrate their cricket skills and strive to be the best against other regional teams in a high calibre competition.

Participating in a team sport is a rewarding and challenging experience. At the end of the day it's about working together to achieve the best result possible.

AWB is proud to support the WACA's Country Cricket Association. To be the best in our field is something we both have in common.

www.awb.com.au





Helping Country Cricket to a first class performance.

CSBP IS THE PROUD SPONSOR OF JUNIOR AND SENIOR COUNTRY WEEK CRICKET.



Grow to your full potential.

WWW.CSBP.COM.AU

By **Troy Starceвич** WACA Regional Cricket Co-ordinator

WA Country Cricket Board

Opportunities and challenges are prominent features of country life, and the 2004-05 season for country cricket was no different.

Since being appointed Chairman of the Country Cricket Board (CCB) in July 2004, following the retirement of long serving Chairman, Lyle Jones, I have had the opportunity to make visits to Regional Board meetings in 5 of the 6 WACA Regions. The passion for the game and the desire to improve our cricket programs and competitions were evident in all areas.

One of the most significant accomplishments for the CCB in 2004-05 was the development of a Strategic Plan which aims "to grow the game of cricket in regional WA and to make cricket a stronger part of the fabric of rural communities." At the same time, a strengthening of the partnership between the WACA and country cricket was brought about through CCB representation on the newly formed Cricket WA Game Development Committee and the restructured State Cricket Committee. Consequently, I am optimistic about the future of cricket in country WA.

Cricket participation rates in country regions are pleasing, particularly in the wheatbelt communities, where despite an ongoing decline in population, these areas have the highest participation rates in the State. With the end of the WACA/WAFC agreement on the joint employment of Regional Development Officers, country cricket faces another challenge. Currently, the WACA, the CCB and the Regional Boards are working together to resolve the various issues surrounding the employment of Regional Cricket Officers.

The CSBP Country Week dinner, saw the presentation of the inaugural CCB Achievement Award. The recipient, Bill Bunker, has been actively involved in cricket for over 50 years as a player, administrator and umpire in the Great Southern region.

Some exciting times lie ahead for country cricket in WA. In 2006, the Australian Country Cricket Championships will be held in Mandurah. The Peel organising committee, chaired by Peter Swarbrick, has been active, planning this prestigious event for country cricket. We wish them a successful championship. Planning is also underway to celebrate 'a century of country week cricket' in January 2007.

In conclusion, we need to remember that the healthy future of the game is dependent on the development of grass roots or community cricket and the enormous contribution from thousands of people, nearly all volunteers, who help to grow the game. In particular, I would like to acknowledge the support of my fellow CCB members; David Natt, Paul Gardiner, Bruce Banyard, Craig Hitchcock, Gerry McAuliffe and Paul Rowe. Thanks also to all members of the six WACA Regional Boards and all volunteers, whether at association or club level, who generously give their time to making cricket so entrenched in the fabric of rural communities in WA. I thank them for their invaluable work and urge them to maintain their passion for the game.

Peter Silinger - Chairman CCB



CCB Chairman, Peter Silinger (right), congratulates Bill Bunker the inaugural winner of the CCB Achievement award for outstanding service to country cricket.

Western Power Regional Junior Cricket Program

Western Power has sponsored the Regional Junior Cricket Program since 1997-98. With their support the WACA employs six regional cricket officers in the country regions. These officers are employed to assist the development of cricket with particular emphasis on participation, coach education and talent identification.

The six Western Power regional cricket officers employed by the WACA in 2004-05 were:

Jae Dornan	Great Southern
Mark Winnett	Goldfields
Glen Collins	Wheatbelt
Aaron Sheldon	Mid West
Nathaniel Kett	Central Districts
Ross Stephen	South West

The program for 2004-05 was launched in Esperance on 21st September and featured approximately 200 local school students and appearances from Retraivision Warriors players Beau Casson and Michael Clark.

During the lunch break on the third day of the Test Match between Australia and Pakistan, over 200 eager young country cricketers took part in the annual Western Power Junior Cricket Challenge on the WACA Ground. For many of these youngsters, it was their first visit to the WACA Ground and to play on the hallowed WACA turf will be an experience they will remember for the rest of their lives. This day is also promoted as Western Power Country Day at the Cricket with over 1,000 discount entry vouchers distributed to all country cricket associations in the State.



Geraldton's Richard Graham drives Bunbury captain Glen Dehring on his way to a century in the CSBP Senior Country Week final at the WACA Ground.

The Western Power Junior Cricketer of the Year awards were presented to six aspiring young country cricketers during the lunch break of the Pura Cup Match between the Retravision Warriors and the SA West End Redbacks on 5th March. These awards recognise one young cricketer in each region who demonstrates outstanding dedication and enthusiasm towards their cricket.

CSBP Senior Country Week

CSBP Senior Country Week 2005 was held in Perth from Sunday 16th January to Saturday 22nd January 2005. With a persistent smoke haze hanging over the city for the entire week, 52 teams from across the State battled it out for the title of the best country cricket team in each of the five Senior Country Week sections.

The details of the finals for each section were:

A SECTION

Geraldton 8 for 308 (R Graham 137, C Yeates 48; J Whitney 3-85, G Dehring 2-41) b Bunbury 204 (M Rodgers 35, I Prosser 31; S Bidwell 4-55, C Bee 3-48).

B SECTION

Williams 9 for 250 (J Pynenburg 84, B Hardie 38; N King 4-74, D O'Driscoll 3-60) b Northam 106 (J Sinnamon 28, G Ugle 21; J Pynenburg 5-14, A Rintoul 3-35).

C SECTION

Collie 5 for 160 (S White 63no, R Williamson 38no; J Morris 1-33, P Dobbs 1-36) b Merredin 154 (A Coombe 56, J Morris 35; S Ireland 3-44, W Ferris 3-37).

D SECTION

Peel (2) 3 for 121 (B Cooper 42, L Ugle 42no; D Head 1-18, D Maksimovic 1-21) b Central Great Southern 120 (C Russell 33no, J Fano 18; D Ugle 5-35, R Ladd 3-30).

E SECTION

Collie (2) 147 All Out (B Hampson 63, W Brown 38; S Helms 4-39, A Colbeck 3-21) b South Midlands (3) 102 (A Colbeck 42, B Alp 13; W Brown 7-46, S Harris 3-47).

The CSBP Country Week All Stars Team for 2005:

Scott Halpin (Kalgoorlie Friendly), Dane Ugle (Peel), Dave Hudson (Central Wheatbelt), Kim Spencer (North Midlands), Shane Bidwell (Geraldton), George Flanagan (Meekatharra), Troy Bedford (Donnybrook-Capel), Liam Ugle (Peel), Josh Dale (South Midlands), Guy Thompson (West Pilbara), Damian Leigh (South Midlands), Shane Tobin (Esperance).

Scott Halpin from the Kalgoorlie Friendly Cricket Association was the Player of the Championships for 2005.

CSBP Junior Country Week

Teams from Geraldton dominated CSBP Junior Country Week 2005, emerging victorious in all of the three sections in which they participated. The Geraldton 1 team followed on from their victory in B Section last year by going through the week undefeated and taking out the A Section title. The popularity of Junior Country Week continues to grow, with a near-record 38 teams participating in the event, which ran from Monday 3rd to Friday 7th January 2005.



Retravision Warriors paceman, Michael Clark, passing on some knowledge at the launch of the Western Power Regional Junior Cricket Program in Esperance.

The winners of each section were as follows:

A Section	Geraldton 1
B Section	Leschenault
C Section	Esperance
D Section	Geraldton 2
E Section	Bunbury 4
F Section	Geraldton 3

AWB Country Cup

The AWB Country Cup was contested between 20 of the WACA's affiliated country cricket associations. The competition culminated in a compelling final between Bunbury and Geraldton played at the WACA Ground. With his team in a hopeless position at 6-164, still needing a further 215 to win from 20 overs, Bunbury's Richard Savage arrived at the crease and smashed an unbeaten 172 runs from just 59 deliveries, steering Bunbury to a seemingly impossible victory with two overs to spare. Savage's amazing innings included 11 fours and 14 sixes and took just over 80 minutes to complete, including a lengthy delay to retrieve a ball hit into the second tier of the Prindiville Stand.

AWB Country Cup Final, played at the WACA Ground, Sunday 20th February 2005

Bunbury 8 for 381 (R Savage 172 no, J Whitney 41; S Bidwell 2-80, A Thomas 2-85) b Geraldton 3 for 378 (A Thomas 144, J Graham 117; Crognale 2-62, Waddingham 1-67).

Country XI

With the loss of 13 experienced players from the previous season's squad either through injury, retirement or to WACA district cricket, season 2004-05 was always going to be a challenging one for the WA Country XI.

Their WACA Sunday League campaign got away to a promising start against Wanneroo at Kingsway Reserve.



Bunbury's Richard Savage raises his arms in jubilation after his incredible innings in the final of the AWB Country Cup at the WACA Ground.



Country XI opening batsman Blake Reynolds, in action against Bayswater-Morley in Pingelly. The form of Reynolds was one of the highlights in a bleak season for the Country XI.

Bowlers Craig Tonkin and Chris Waddingham made several early break-throughs to have the home team struggling at 7-92. However, Wanneroo recovered to make 193, and with former Warriors squad member Callum Thorp taking 5 wickets, the Country XI could only manage 78 in reply.

Round 2 of the WACA Sunday League saw the WA Country XI contest a thrilling home game against Rockingham-Mandurah in Bunbury. Set a modest 179 to win, the Country XI fell one run short at the completion of their 50 overs. Blake Reynolds and Klint Hagboom added 73 for the first wicket and all-rounder Tonkin compiled 36. Spinner Chris Phelps was the best of the Country XI bowlers with 3-35.

Needing a comprehensive victory against Bayswater-Morley in their final qualifying game at Pingelly to progress to the quarter-finals of the competition, the Country XI bowlers received a mauling at the hands of experienced Warriors batsman Marcus North, who made 133 for the Bears. Despite some gallant late-order batting from Waddingham (41no) and Mick Carmody (33), the Country XI fell 47 runs short of the 275 needed for victory.

Having missed the finals of the WACA Sunday League for the first time in five years, the WA Country XI then travelled to Lismore in far north NSW for the Australian Country Cricket Championships. After a comfortable victory against tournament newcomers, East Asia Pacific, the WA team lost a rain-affected match against

IT'S ABOUT GROWTH,



IT'S ABOUT YOU.

We're helping rural Western Australia grow, and we show it! That's why we are supporting your community by sponsoring local sport. We are proud of our long history of working together with WVA growers and we understand rural Western Australia and its people, at work or at play. **The CBH Group - proudly supporting country sport.**

Queensland and was beaten soundly by NSW and Victoria. Rain intervened again in the final match of the Championships with WA in a strong position against SA. The WA team was rewarded for their on-field behaviour by taking out the inaugural Spirit of Cricket Award at the Championships.

Season 2004-05 was the last for Country XI coach, Luke Wimbridge, who will be standing down from the role after five seasons. Luke has made a tremendous impact on the Country XI program and it was no coincidence that the team enjoyed some of it's most successful seasons under Luke's guidance, winning the ACCC in 2003 and appearing in the finals of the WACA Sunday League on a regular basis. The WACA and the WA Country Cricket Board wish Luke every success in his future coaching roles.

Thanks must also go to team manager, Greg Elliot for his outstanding work in this role again and to scorer Kevin Burns.

CBH Country Colts

The CBH Country Colts had a successful 2004-05 season under experienced junior coach, Ross Stephen, for the first time. The team prepared for their WACA Carlton Mid Colts campaign with the now-traditional pre-season tour, through the State's Mid West with including overnight stays in Geraldton and Wongan Hills.

The CBH Country Colts got off to a shaky start in their season opener against Wanneroo at Kingsway. Winning the toss and electing to bat first, the Country team made only 90. Geraldton bowler, Matt Craig, then bowled magnificently to have the home side in early trouble at 4 for 48 before Wanneroo steadied to record a comfortable 5 wicket win.

The next two matches against Rockingham-Mandurah at Bunbury and Bayswater-Morley at Brookton saw the CBH Country Colts



record thrilling victories by two wickets and one wicket respectively. Brunswick batsman, Jeremy Princi's innings of 82 off only 50 deliveries against Rockingham-Mandurah provided one of the season highlights.

In the quarter-final against Perth at Fletcher Park, the CBH Country Colts produced one of their best batting performances in recent years. Nathan Dovey from Albany was the backbone of the innings with a fine 71, while several other players got starts in the total of 227. It was not enough, however, as Perth recorded an easy 5 wicket win to bring the CBH Country Colts' season to an end.

The WACA and WA Country Cricket Board congratulates Ross Stephen on his outstanding first season with the CBH Country Colts, team manager and scorer David Natt for his passion and commitment to the Country Colts program and also to CBH for their continued support of country cricket.

Cricket West

METROPOLITAN XI SENIORS AWARDS

Manager Bruce Stark

Scorer Dave Pearson

- Round 1 University 305 b Metropolitan XI 236
MXI Player of the Match - Mark Atkinson
- Round 2 Perth 7-272 b Metropolitan XI 8-271
(at WACA Ground)
MXI Player of the Match - Simon Brinkley
- Round 3 Subiaco-Floreat 5-171 b Metropolitan XI 170
MXI Player of the Match - James Golding
MXI Seniors Player of the Year 2004-05
Simon Brinkley WASTCA

METROPOLITAN XI COLTS AWARDS

Manager Mike Parker

- Round 1 Metropolitan Colts 2-189 b University 188
Player of the Match - Daniel Nankivell
- Round 2 Perth 5-157 b Metropolitan Colts 9-156
Player of the Match - Adam Manners
- Round 3 Subiaco-Floreat 7-195 b Metropolitan Colts 154
Player of the Match - Stuart Walker
Metropolitan Colts Player of the Year 2004-05
Chris Prescott WASTCA

MCE INTER-ASSOCIATION COMPETITION WINNERS

- Seniors Winners WASTCA (captain Steve Maloney)
WASTCA (242) b SMCA (136)
- Colts Winners S&HDCA (captain, David Pease)
WASTCA (3-163) defeated WCA (157)
- Veterans Winners WASTCA (captain, Chris Stockdale)
WASTCA (4-137) defeated PCA (136)

MCE INTER-ASSOCIATION PLAYERS OF THE YEAR

- Veterans Kipling Sandercock WASTCA
- Colts Justin Weaver S&HDCA
- Seniors (Dom Mucciarone Award) - Brad Oldroyd SMCA





SUPPORTING CRICKET ACROSS THE PILBARA



BUILDING PARTNERSHIPS



bhpbilliton
Iron Ore

Proud supporters of the BHP Billiton Iron Ore Pilbara Cricket Program since 1986



The Lord's Taverners (Australia) Western Australian Branch (Inc.)

By Harry Sorrenson AO. MBE.



John Moody AM, President Lord's Taverners WA

OFFICE BEARERS

President: John Moody AM
Chairman: Leo Crohan
Secretary: John Snell
Treasurer: Mike Snell

Committee : Rod David, Peter Davies, Mal Gammon, Lou Giglia, Jamie Harrington, Peter Howard, Barrie Hudson, Arthur Lodge, Mandy Loton, Darryl Smalley, Harry Sorensen, Peter Wann and Kevin Watson.



Objectives

The basic objective of Lord's Taverners is to encourage and promote the playing and enjoyment of cricket by young people but in particular those disadvantaged physically or mentally, socially, financially or by distance or other circumstances.

Lord's Taverners continue its close association with WACA, particularly in the development of junior cricket in this State, and especially with youngsters in the remote regions.

Projects Funding Now Exceeds \$500,000

Over \$500,000 has now been funded by Lord's Taverners in WA on a wide range of programs since a Branch was established in February 1983. Programs have included West Kimberley Development Program, AUSRAPID National Indoor Cricket Championships for players with an intellectual disability, Kent and John Forrest Senior High Schools' Cricket Courses, Winter Coaching Program in Regional WA, Girls Cricket Talent Development and specially designed programs for Aboriginal youngsters in regions centred on Broome and Bunbury.

Lord's Taverners WA has a strong commitment to give the young, particularly the disadvantaged, a sporting chance.

Lord's Taverners Member Functions

An attractive program of Members' functions, featuring interesting speakers, is a sure formula for keeping membership interested and supportive and is an excellent vehicle for attracting new members. During the past twelve months Lord's Taverners WA has held three Members' functions featuring the then newly appointed WACA CEO Tony Dodemaide, Cricket Legend Dennis Lillee, in his capacity as President of WACA, and Bruce Yardley, fresh from his visit to tsunami ravaged Sri Lanka.

Junior Taverner Awards

One of the outstanding programs recommended by Lord's Taverners Australia to the State Branches, in 1987, was the presentation of male and female Awards to outstanding junior cricketers, who were identified as having the potential to achieve success at a senior level.

Lord's Taverners WA is delighted that a number of their Awardees, over the years, have gone on to represent their Country (Damien Martyn) and their State (Marcus North, Shaun Marsh, Beau Casson, Robbie Baker). Some Awardees have made their name in other States (David Hussey, Vic); (David Fitzgerald, SA) and another potential champion retired from cricket to play AFL football (Jarrad Schofield).

Other States who have embraced this program have also enjoyed success – Tasmania (Ricky Ponting, Sean Clingleffer); NSW (Brett Lee, Matthew Nicholson, Dominic Thornely); ACT (Michael Bevan); Victoria (Brad Hodge); SA (Paul Rofe, Callum Ferguson).

In Western Australia each year's Awardee receives an engraved Lord's Taverners plaque, an embroidered green baggy cap and a \$500 voucher for the purchase of sporting equipment.

WA Vintage Cricketer

Lord's Taverners WA has honoured Bert Rigg as its Vintage Cricketer for 2004. This Award is made each year to a person identified as having made an outstanding contribution to Western Australian Cricket on the playing field, or in cricket administration, or in both areas.

Bert Rigg's first-class career in cricket spanned from 1946 to 1958. During that period Bert played for WA on 12 occasions,

scored 431 runs, with a highest score of 76. In pennant cricket Bert amassed the huge total of 9095 runs.

It was in the administrative area, however, that Bert Rigg made his most significant contribution to WA and Australian cricket. He has been Vice-President of WACA, Chairman of Executive Committee and the Interstate and International Committee, been a director of Australian Cricket Board and served on the Umpires Appointment Committee of ACB. He was Manager of Australian Team during its tour of Sri Lanka in 1983.

Indigenous Cricket

From its very early days Lord's Taverners WA has been mindful of its charter to support disadvantaged youth. It initially pursued that cause vigorously with a sponsorship program involving indigenous youth in the State's West Kimberley Region. That involved organizing cricket coaching clinics, using WACA Coaches and a number of State players, arranging competitions and bringing promising youngsters to Perth for more advanced tuition. It has been a rewarding program.

The South West Region has recently been a major beneficiary of Lord's Taverners support with clearly measurable outcomes. During the 2004/05 Season the South West Aboriginal Cricket Program, based in Bunbury, has featured a senior side playing in the Bunbury B Grade competition, an Under-16's team and for the first time an Under-12's team.

The President of SW Cricket Association, Hon Barry House, MLC, is on record as having said that Lord's Taverners continued sponsorship over a period of years has been the catalyst for much of the positive activity for indigenous cricket in his region.

Yardley's Tsunami Appeal Luncheon

In January this year Bruce Yardley was in Sri Lanka and witnessed first hand the devastation caused by the Boxing Day tsunami. He was determined to help in their rehabilitation anyway he could.

Lord's Taverners WA invited Yardley to be guest speaker at a Luncheon organized at the WACA on 3rd March 2005. Members and their guests were entertained by this highly regarded after-dinner speaker as he regaled them with his many cricket stories based on personal experiences - and they were touched by a first hand account of the despair and hopelessness that he witnessed in Sri Lanka.

Yardley told guests that he realized that there was little he could do in a structural sense but did observe that most of the youngsters were homeless and helpless - lacking in motivation. At the refugee camp for tsunami survivors, at Pandura, with approval of the authorities, Yardley established a Sports' Unit. Debris was cleared to make way for a playing area, sports equipment was generously donated and the Unit is now playing a major role in activating the traumatized young minds and helping with their self-esteem.

Yardley also arranged for support for Chaturika, a 17yo lass, whose left eye had been blind from birth and had a shrunken socket. Arrangements were made for Chaturika to travel to Perth so that she could undergo surgery and have an artificial eye inserted, matching her right eye. All related costs were provided free-of-charge!

Lord's Taverners WA raised \$2000 from the Luncheon to be used towards construction of an independent basic house in Sri Lanka for Chaturika and her surviving grandmother, a gesture aimed at giving them both some hope for the future.



Steve Magoffin testing out the facilities in the newly refurbished Indoor Centre.

Justin Langer Cricket Camp

For the past seven years Lord's Taverners WA has been sponsoring the registration of two country lads as live-in participants of the Summer Cricket Camp organized through Australian Sports Camps at Perth's prestigious Hale School.

The 2005 'Justin Langer Cricket Camp' was conducted from 10th to 13th January. Daniel Kirk (Geraldton) and Sam Parker (Moora) were beneficiaries of Taverner's sponsorship.

Current and former first-class cricketers Justin Langer, Doug Walters, Terry Alderman, Rodney Hogg, Wayne Clark and Beau Casson were there to guide the youngsters in the coaching sessions.

For country lads another highlight is experiencing the facilities on offer at Hale. Daniel Kirk, in his note of appreciation following the Cricket Camp, contrasted the quality of facilities available in Perth with those available to young cricketers in many country regions.



The Spirit of Cricket Award, another Lord's Taverners WA initiative being presented to representatives of 2004-2005 season winners, the Willetton District Cricket Club.



Any reader requiring further information about Lord's Taverners WA can telephone 9284 2481 or write to PO Box 819 Claremont WA 6010



By **Steve Hall** WACA Museum Manager

Volunteers and Community

The selfless giving of time and expertise by this wonderful group of volunteers over such a long period has been the lifeblood of the WACA Museum's very existence and importantly its financial viability.

The WACA Museum continues to support community programs including Charity Link Christmas Appeal, Rocky Bay (Inc) and Alzheimer's Australia (WA).

Public awareness of the WACA Museum has been greatly assisted by the continued support of Tourism WA and a television feature on Channel Nine's Postcards WA in February.



Tony and Barbara Burge have joined the Museum team.

New Projects and Exhibits

Projects undertaken by the WACA Museum, in conjunction with WACA Memorabilia and Honours and Recognition Sub Committees during the past year have enhanced the Museum and Ground tour experience. These have included the dedication of the Bert Rigg and Alan Edwards Function Rooms in the Prindiville Stand, thus honouring two of the Association's most distinguished player/administrators of the post war period history of the Association.

Also honoured was the late Ken Meuleman (see feature obituary elsewhere in this publication) through the creation of a perpetual trophy competed for annually between Western Australia and Victoria when they meet in first class cricket matches. As Western Australia were victors in the first of such matches earlier this year, the magnificent trophy and accompanying Meuleman family tribute display, adorns our Museum. It is an exhibit really appreciated by visitors.

Another favourite conversation piece for many visitors is the display of the Western Australian Team of the Century as voted the public in 2000. Name plates of team members are a permanent fixture within the famous WACA Ground scoreboard whenever a match is not in progress.

Other new exhibits include one created from the massively successful Twenty20 Cricket match and featuring a unique signed photograph of Shane Warne bowling in his cap. It attracts animated attention for those viewing it in the Museum's Local History Room. The Museum also benefited from the Womens'



The Ken Meuleman Trophy.

Cricket Rosebowl Series of international matches Australia v New Zealand played in Perth in March 2005. The Australian players donated an autographed bat and replica playing shirt, items that became of considerably greater historical significance, with that team going on to be crowned Champions of the World following the World Cup competition in South Africa in April.

Planning for the New Season

The WACA museum now is preparing for what is expected to be another huge influx of international visitors later this year for the historic Test match Australia v South Africa. There will be a cohesive renewal of the existing exhibits and creation of a new feature exhibit of rare memorabilia depicting the evolution of Australia v South Africa cricket throughout the ages.

WACA Museum Patron

Reporting on WACA Museum activities would not be complete without again acknowledging the continued support of its Honorary Patron DK (Dennis) Lillee MBE, now of course also your WACA President.



In Memoriam

The Western Australian Cricket Association (Inc.) extends sincere sympathy to the family and friends of the following Members for whom we have advice of their untimely passing during the period covered by this report.

Any omission in failing to acknowledge the passing of a valued Member is sincerely regretted.

Mr Christopher G Nash
Mr Bradley P Higginbotham
Dr Philip A King
Mr Kevin George McDougall
Mr Stanley Barton
Mr Jeffrey G Sullivan
Mr Robert L Menkens
Mr Norman Dallimore
Mr Geoffrey Cunneane

Mr Gary Leonard Gray
Mr Walter John Ferguson
Mr Darrell H Stirling
Mr L.S.O. Davies
Mr Ronald Hudson
Dr Bernard John Nathan
Mr Kenneth Mallin
Mr Barry Williams
Mr Lesley Arnold Mott

Mr Raymond K Smith
Mr John Magson
Mrs Margaret J Macdonald
Honorary Life Members
Mr Hugh Bevan
Mr Bernie Prindiville
Mr Ken Meuleman
Lifetime Member
Mr Frank Alexander

B.F. (Bernie) Prindiville AO CMG KCSG

Western Australia lost a great citizen and cricket administrator with the death of Bernie Prindiville on August 20 at the age of 94.

Bernie had a lifelong passion for sport. In his younger days he was a keen cricketer, footballer and tennis player. Later he took up golf and became a good golfer. His wife Mary shared his sporting interest being herself a champion tennis player and golfer.



He continued his interest in cricket through his sons Terry and Kevin who both represented WA in the Sheffield Shield Competition. But it was through his involvement on the WACA Executive Committee that Bernie made his greatest contribution to cricket.

Elected to the Executive in 1971 after earlier being part of a Committee which also involved the then Lord Mayor Sir Thomas Wardle, a forum with Bernie's significant drive and influence, helped to secure funding for the Test Stand which ensured WA's first ever Test Match became a reality.

Bernie succeeded Charles Bunning to become the 14th WACA President in 1980, a position he held for ten years. His Presidency co-incided with the Centenary Ground Development program which saw the WACA Ground transformed into an international sporting ground.

He was instrumental in raising equity for a new Members Stand via a Perpetual Membership which saw many prominent West Australians contribute into the then new Members' facility which today bears his name.

Bernie negotiated with the Premier and State Government of the time to secure long term funding for the ground redevelopment including lights, which brought night cricket and VFL/AFL football to the Ground in 1986 and 1987.

At this time, the WA Football Commission were very keen for the Government to impose a Trust structure over the WACA Ground similar to the MCG. In typically direct fashion Bernie told the then Premier Brian Burke that we (the WACA) were already Trustees for our Members and the WA public, and had been for 100 years. No Trust was imposed and the WACA Ground remains in Members' hands today.

Bernie Prindiville will be remembered for his forthright, no nonsense approach to dealings. He taught those around him to treat the WACA's finances as if they were their own. He was a great West Australian and his contribution to Western Australian cricket, the WACA and the WA community will long be remembered.

Brian Rakich

K.D. (Ken) Meuleman

The death occurred on 10 September 2004 of Ken Meuleman, aged 82, the most influential WA cricket 'import' that 'accidentally' came to this State. Born in Victoria in 1923 he came to cricket prominence in the early part of World War II with local club, Essendon. His talents as a batsman were recognized by both Victorian and Australian selectors.

He was chosen for the hastily arranged Australian tour of New Zealand in 1946 under the Captaincy of Bill Brown. This was after making his first class debut only eleven weeks and five matches earlier for Victoria. He played in the only Test on the tour, but failed in the low scoring match played under difficult conditions. He was however still regarded as one of the most



promising post war players, being groomed to follow Hassett, Barnes and Brown. The fact that he did not eventually reach that level remains an Australian cricket mystery.

His influence was not only on the cricket field during his playing days, but extended to coaching, selection, media and family beyond his retirement. The Meuleman family also hold the unique Australian distinction of three generations of the family having played first class cricket, and each scoring centuries.

After some disagreement with the Victorian selectors over his batting position in the team, he was dropped by them for the 1951-52 season. This was despite 34 matches, scoring 2614 runs at 43.66 with 7 centuries. In 1952-53 he was offered and accepted a position to play with the Midland-Guildford Club. He had a modest season by his standards. Then in 1953-54 he accepted an invitation to play with the Commonwealth Team in India. Meuleman was the best-performed player on that trip, scoring 1158 runs at 52.63.

In 1954-55 he felt he was at the crossroads of his career and contemplated his future. Fortunately, for WA, he decided to settle in Perth. WA was about to become a full playing partner in the interstate competition. His batting would certainly help to stabilise the team. On the retirement of Western Australia's inaugural Sheffield Shield captain, Keith Carmody, Meuleman, now the senior batsman in the team, was given the Captaincy. In his four-year stint as Captain, Meuleman maintained his batting form, even at a time when WA were considered 'easy beats'. By

the time of his retirement in 1960-61 he had played 48 matches, scored 3398 runs at 57.48 with 10 centuries, including the first WA double century – 234 not out against South Australia.

After retiring from State cricket, Ken continued assisting at the next level by playing and coaching for another dozen years. The influence on young players was remarkable. He revitalised the State's colt's teams, took sides to the country, unearthed considerable country talent, and encouraged them with sound coaching. His own club, Nedlands, was a beneficiary as they won premierships in 1961-62 and 1962-63 with a large number of country lads.

Ken was not only interested in cricket. He kept fit in winter by umpiring football at WANFL level, played pennant squash, and had an interest in trotting horses as an owner. Apart from this his family business also catered for indoor cricket coaching. Many State and Club players utilised his services and advice in this area.

A less known side to Ken's nature was his charitable work. He has donated more than half of his personal memorabilia to worthy organisations for fund raising. He was often consulted on major cricket matters and his assistance to the Melville Cricket Club in attaining first grade status in 1968 is well documented. Always forthright but knowledgeable when his opinion was sought, there was never any doubt that his motives were for the betterment of the game or for the State in the comments that he offered.

In 1985 he was honoured with Life Membership at the WACA. In recognition of his service to the game a Ken Meuleman Trophy has been struck for competition between WA and Victoria. He was survived by his wife, Marie, and sons Robert and John, and daughters, Karen and Jan, and their families.

H.G. (Hugh) Bevan

Hubert, or Hugh as he was known, passed away on 15 June 2005. He was a stalwart of WA cricket, as a player for seven seasons and as a selector for 22 years.

Born in Perth in 1932 he was educated at Perth Boy's High School. He began his cricket career with the North Perth club as a 16 year old in 1949. A strongly built left arm fast medium swing bowler took some time to establish himself during North Perth's powerful era of the 1950's.



Good pennant performances saw him make his first class debut against Queensland in 1956. Until 1960 he had to compete with Gaunt, Slater, Strauss, Hoare and Goringe for a bowling place. The advantage he had was being left-handed. When Gaunt departed for Victoria in 1960, Bevan became a permanent member of the attack.

With the retirement of Alan Davidson, the Australian selectors were looking for a replacement. Bevan was chosen for a Test trial in Melbourne after two good showings against the 1963-64 South African tourists. Unfortunately just prior to the match he strained his side and therefore did not do himself justice. Feeling the representative honours had passed him by he retired from first class cricket at the end of that season, aged only 31.

He had played 43 first class matches, all but three for WA, and taken 121 wickets at 34.99. His best was a 6/22 against Queensland. He also scored 333 runs at 8.12 and held 14 catches.

Bevan continued to play with the North Perth Cricket Club until his retirement after the end of the 1970-71 season. In all he played 22 seasons for them, including an important part in the 1957-58 and 1958-59 premierships. In his 257 matches he took 805 wickets at 16.38, a record that places him fourth in WA pennant cricket bowling aggregates. Never professing to be a great batsman he did score one 58 in his 1523 runs at 9.83 and held 73 catches.

After retirement, Bevan joined his good friends Alan Edwards and Laurie Sawle as a State selector. These three astute men helped to engineer WA's cricket successes in the late 1970's and beyond. For his services to Western Australian cricket Hugh was awarded Life Membership in 1989.

A banker by profession he retired from that industry in 1992 to concentrate on his other sporting passion – golf. He is survived by his wife, Fay and three daughters Kelly, Lori and Alaine.

F.J. (Frank) Alexander

The death occurred on 19 June 2005 of WA's oldest first class cricketer, Frank Alexander, aged 94. Although born in Perth in 1911 the family lived in Fremantle, and Frank was educated at Scotch College. Here he showed great promise as a right hand opening batsman and leg break bowler. He scored a fine 120 not out in his first season in Darlot Cup, while his second produced 28 wickets at 9.60.

The Fremantle club wisely groomed him in 1927 while still at school. State coach, Arthur Richardson, later chose him to play in a Colts team with his peers. He blossomed as a batsman under the coach's guidance. However, when Richardson left Western Australia he returned to the Fremantle side, and was part of their dual premierships in 1930-31 and 1931-32.

Forming a solid opening due with 'Hubba' Read, Fremantle continued to be a strong combination. In fact, Alexander still holds two clubs partnership records today, 203 for the first wicket and 250 for the second. These sound performances caught the eyes of the State selectors and his first class debut was made against the South African tourists in March 1932. His batting had taken precedence and he bowled little in State matches.

Alexander held his place in the State team until 1937-38. He was deprived of a first class century (105) in Sydney when the New South Wales fixture was declared not to be first class. His record for WA, including that match, was 14 matches, 544 runs at 20.92, and 4 catches. At times he appeared to be defensive but in full flow was a strong driver of the ball on both sides of the wicket.

After 13 seasons in pennant cricket he retired in 1939. His record from 146 matches, 4345 runs at 26.82 with 5 centuries. The best was 151 against East Perth at Fremantle Oval. In his earlier club matches he bowled often but phased that skill out in later years. Yet his right-armed leg breaks claimed 117 wickets at 23.19, with 5/42 against Claremont at Fremantle Oval his best.

On leaving school he joined the public service and was attached to the Law courts. Eventually he rose to a senior position in the Supreme Court of Western Australia. His wife, Helen, predeceased him, but he leaves behind his three sons, Ron, Ian and Frank, and their families.

G. (Gordon) Eyres

The death occurred on 21 August 2004 of one of WA's finest exponents of swing bowling, Gordon Eyres at the age of 87. Gordon Eyres was born in Kalgoorlie but educated at Christ Church and The High School (Hale) in Perth. The youngest of six children his father thought he concentrated more on sports than his studies.



His Darlot Cup record was not outstanding but on leaving school he began with the Claremont Club as a 17 year old. There he came under guidance of Ron Halcombe and Jack Elliott. He made steady progress except for a slight hiccup in 1935-36 when an injury prevented him from playing more than three matches.

His next four seasons were remarkable. Twice he took 50 wickets in a season, three times he won the pennant bowling average, Claremont won a premiership, and he made his debut for Western Australia. A tall right-armed fast medium swing bowler but with deceptive lift and late swing, both ways, made him a very effective economical bowler.

Against South Australia in Adelaide in December 1937 he so impressed Bradman when he captured 5/58. The following season, when Australia was desperate for good pace bowlers to take to England, he was selected for a Test trial in Melbourne. Unfortunately his troublesome left knee meant a change of action, and although he could still swing the ball disconcertingly into the batsman, he was restricted in bowling the outswinger. He only played three more State matches before war intervened.

When Gordon left school he joined a livestock company and travelled over much of the agricultural areas. He, and a number of his friends, had a passion for flying and so obtained their pilot's licence. When World War II broke out they enlisted in the air force and Gordon found himself, as an instructor at Pearce, then in Victoria, and later he was transferred to Canada where a lot of training took place. He lost his best friend, Dudley Everett, another State cricketer, in an aircraft accident there.

At the end of the war Eyres was discharged with the rank of Wing Commander although he did not fly in combat. Back to Perth he resumed his cricket and his business career. In 1950 he resigned from the livestock company as their senior stock inspector, to form a family stock broking firm. His cricket was confined to only four more seasons before retiring. However, he continued to turn out for the Governor's XI until he was 60.

In all his 13 seasons of pennant cricket he played 117 matches and took 379 wickets at 12.72, which demonstrated his effectiveness. His best was 9/15 against Fremantle at Fremantle Oval. 1261 runs came from his bat at 13.27 with a top score of 73 being the highlight. He also held 52 catches.

Like many players of his era, their cricket careers were interrupted by the war, he only managed 9 first class matches (8 for WA), took 27 wickets at 31.03. Apart from cricket Gordon was a talented hockey player and top class lacrosse player. In latter years, after cricket, he concentrated on golf.

Gordon carried himself in a very regal manner and was always smartly attired. He is survived by his wife, Margaret, two sons, two daughters and their respective families.

MULTIPLE TOURISM AWARD WINNER

Winner of eight Western Australian Tourism Awards and
a major Australian Tourism Award



PERTH'S MOST VALUABLE ATTRACTION

There is so much more to do and see at Western Australia's premier attraction, The Perth Mint. You can handle a massive 12kg bar of pure Western Australian gold worth a cool \$225,000, view the world's largest collection of natural gold nuggets, see Western Australia's only public gold pouring demonstration, and shop for precious gold jewellery, coins, nuggets and limited edition collectables in an atmosphere of old world charm.

*It's all possible at Australia's oldest
operating mint, The Perth Mint.*



Statistics Index

WACA Ground records and scores	124
Players selected from Western Australia to represent Australia in Test matches and touring teams	125
Test match records for WA players	129
One-day International records for WA players	131
WA's first-class record since 1892	132
Interstate and International Matches	133
First-class cricket outstanding bowling performances	138
Century makers	144
Career records for WA and WA Combined XI	153

SHEFFIELD SHIELD / PURA CUP

Results	160
Wicket-keepers	162
Batting	164
Bowling	168
Leading aggregates and averages	171
Century partnerships	173

AUSTRALIAN ONE-DAY COMPETITION

DISTRICT CRICKET	187
Aggregates, averages and awards	191



Ground Records

PERFORMANCES	FIRST CLASS	ONE DAY AUSTRALIA
Highest innings total for WA	654 vs Victoria 1986-87	5/325 v NSW 2000-01
Highest innings total against WA	4/601 dec by New South Wales 1990-91	5/297 by Queensland 2003-04
Lowest innings total for WA	52 vs England 1978-79	77 vs Queensland 1976-77
Lowest innings total against WA	56 by South Australia 1959-60	62 by Queensland 1976-77
Highest individual innings for WA	355* G.R. Marsh vs SA 1989-90	167 MW Goodwin vs NSW 2000-01
Highest individual innings against WA	356 B.A. Richards for SA 1970-71	140* P.C. Nobes for SA 1994-95
Best bowling in an innings for WA	10/44 I.J. Brayshaw vs Vic 1967-68	5/15 D.L. Boyd vs Vic 1982-83
Best bowling in an innings against WA	7/38 N.J. Hawke for SA 1961-62	5/36 A. Hurst for Vic 1978-79
Best bowling in a match for WA	14/87 T.M. Alderman vs NSW 1981-82	-
Best bowling in a match against WA	12/82 N.J. Hawke for SA 1961-62	-

PERFORMANCES	TEST	ONE DAY INTERNATIONAL
Highest innings total for Australia	6/735 decl'd v. Zimbabwe 2003-04	5/302 v. Zimbabwe 2000-01
Highest innings total against Australia	585 by West Indies 1975-76	6/301 by Zimbabwe 2003-04
Lowest innings total for Australia	76 vs West Indies 1984-85	91 vs West Indies 1986-87
Lowest innings total against Australia	62 by Pakistan 1981-82	6/159 by New Zealand 1985-86
Highest individual innings for Australia	380 M.L. Hayden v. Zimbabwe 2003-04	144* D.R. Martyn v Zimbabwe 2000-01
Highest individual innings against Australia	169 R. Fredericks for West Indies 1975-76	119 S. Carlisle for Zimbabwe 2000-01
Best bowling in an innings for Australia	8/87 M.G. Hughes vs West Indies 1988-89	5/21 A.I.C. Dodemaide v Sri Lanka 1987-88
Best bowling in an innings against Australia	7/25 C.E.L. Ambrose for West Indies 1992-93	5/15 R. Shastri for India 1991-92
Best bowling in a match for Australia	13/217 M.G. Hughes vs West Indies 1988-89	-
Best bowling in a match against Australia	11/155 R.J. Hadlee for New Zealand 1985-86	-

GROUND ATTENDANCE RECORDS

Winter Sport Cricket	34,317 28,210	September 24, 1994 January 16, 1994	West Coast Eagles vs Melbourne Australia v South Africa	AFL Football (Preliminary Final) One-day-international
-------------------------	------------------	--	--	---



Glen Jakovich (West Coast Eagles) and Gary Lyon (Melbourne) shake hands before the start of the 1994 AFL Preliminary Final (Ground attendance record)

Players selected from Western Australia to represent Australia in Test Matches and Touring Teams



ALDERMAN, T.M. (41 TESTS)

Australian Tour Sri Lanka and England, 1981 - 6 Tests
Pakistan Tour in Australia, 1981-82 - 3 Tests
West Indies Tour in Australia, 1981-82 - 2 Tests
Australian Tour in New Zealand, 1982 - 3 Tests
Australian Tour in Pakistan, 1982 - 1 Test
England Tour in Australia, 1982-83 - 1 Test
Australian Tour in West Indies, 1984 - 3 Tests
Australian Tour in India, 1984
West Indies Tour in Australia, 1984-85 - 3 Tests
Australian Tour in Sharjah, 1985
West Indies Tour in Australia, 1988-1989 - 2 Tests
Australian Tour in England, 1989 - 6 Tests
New Zealand Tour in Australia, 1989-90 - 1 Test
Sri Lanka Tour in Australia, 1989-90 - 2 Tests
Pakistan Tour in Australia, 1989-90 - 2 Tests
Australian Tour in New Zealand, 1989-90 - 1 Test
Australian Tour in Sharjah, 1990
England Tour in Australia, 1990-91 - 4 Tests
Australian Tour in West Indies, 1991 - 1 Test

ANGEL, J. (4 TESTS)

West Indies Tour of Australia, 1992-93 - 1 Test
Australian Tour of Sri Lanka and Pakistan, 1994 - 2 Tests
England Tour of Australia, 1994-95 - 1 Test
Australian Tour of New Zealand, 1995

BECKER, G.C.

Australian Tour in South Africa, 1966-67

BROMLEY, E.H. (2 TESTS)

A Western Australian transferred to and was playing for Victoria when he represented Australia in the 4th Test match v England in Australia, 1932-33 and was a member of the 1934 Australian team which toured England. (Played in the 2nd Test)

CHADWICK, D.

Australian Tour in New Zealand, 1970

CLARK, W.M. (10 TESTS)

Indian Tour in Australia, 1977-78 - 5 Tests
Australian Tour in West Indies, 1978 - 4 Tests
Pakistan Tour in Australia, 1979 - 1 Test
DRIVER, W.G. (ex Victoria)
Australian Tour in New Zealand, 1950

EDWARDS, R. (20 TESTS)

Australian Tour in United Kingdom, 1972 - 4 Tests
Pakistan Tour in Australia, 1972-73 - 2 Tests
Australian Tour in West Indies, 1973 - 5 Tests
M.C.C. Tour in Australia, 1974-75 - 5 Tests
Australian Tour in England, 1975 - 4 Tests

EDWARDS, W.J. (3 TESTS)

M.C.C. Tour in Australia, 1974-75 - 3 Tests

GANNON, J.B. (3 TESTS)

Indian Tour in Australia, 1977-78 - 3 Tests

GAUNT, R.A. (3 TESTS)

Australian Tour in New Zealand, 1957
Australian Tour in South Africa, 1957-58 - 1 Test
Australian Tour in New Zealand, 1960
Transferred to Victoria prior to the 1960-61 season and was selected from that State for the Australian Tour in the United Kingdom, 1961. (Played in the 5th Test)
Played in 3rd Test against South Africa 1963-64

GILCHRIST, A.C. (68 TESTS)

Australian Tour of India, 1996
Australian Tour of South Africa, 1997
Australian Tour in England, 1997
Australian Tour in New Zealand, 1998
Australian Tour in India, 1998
Australian Tour in Sharjah, 1998
Australian Tour to Comm. Games in Malaysia, 1998
Australian Tour to Wills International Cup in Bangladesh, 1998
Australian Tour of West Indies, 1999
World Cup Tour in England, 1999
Australian Tour of Sri Lanka, 1999
Australian Tour of Zimbabwe, 1999
Pakistan Tour of Australia, 1999-2000 - 3 Tests
India Tour of Australia, 1999-2000 - 3 Tests
Australian Tour of New Zealand, 2000 - 3 Tests
Australian Tour of South Africa
Australian Tour to Kenya, 2000-01
West Indies Tour of Australia, 2000-01 - 5 Tests
Zimbabwe Tour of Australia, 2000-01
Australian Tour of India, 2000-01 - 3 Tests
Australian Tour of England, 2001 - 5 Tests
New Zealand Tour of Australia, 2001-02 - 3 Tests
South African Tour of Australia, 2001-02 - 3 Tests
Australian Tour of South Africa, 2002 - 3 Tests
Australia v Pakistan - Colombo and Sharjah, 2002 - 3 Tests
England Tour of Australia, 2002 - 03 - 5 Tests
World Cup Tour in South Africa, 2003
Australian Tour of West Indies, 2003 - 4 Tests
Bangladesh Tour of Australia, 2003 - 2 Tests
Zimbabwe Tour of Australia, 2003-04 - 2 Tests
India Tour of Australia, 2003-04 - 4 Tests
Australian Tour of Sri Lanka, 2004 - 3 Tests
Australian Tour of Zimbabwe, 2004 (2 Tests cancelled)
Sri Lanka Tour in Australia, 2004 - 2 Tests
Australian Tour in India, 2004 - 4 Tests
New Zealand Tour in Australia, 2004 - 2 Tests
Pakistan Tour in Australia, 2004-05 - 3 Tests
West Indies Tour in Australia, 2004-05
Australian Tour in New Zealand, 2005 - 3 Tests

HOARE, D.E. (1 TEST)

West Indies Tour in Australia, 1960-61 - 1 Test

HOGAN, T.G. (7 TESTS)

Australian Tour in Sri Lanka, 1983 - 1 Test
Prudential World Cup in England, 1983
Pakistan Tour in Australia, 1983-84 - 1 Test
Australian Tour in West Indies, 1984 - 5 Tests
Australian Tour in India, 1984

HOGG, G.B (4 TESTS)

Australian Tour of Sri Lanka, 1996
Australian Tour of India, 1996 - 1 Test
World Cup Tour in South Africa, 2003
Australian Tour of West Indies, 2003 - 2 Tests
Zimbabwe Tour of Australia, 2003-04 - 1 Test
Australian Tour of Sri Lanka, 2004
Australian Tour of Zimbabwe, 2004 (2 Tests cancelled)
New Zealand Tour in Australia, 2004
Pakistan Tour in Australia, 2004-05
West Indies Tour in Australia, 2004-05
Australian Tour in New Zealand, 2005

HUBBLE, J.M.

Australian Tour in South Africa, 1966-67

HUGHES, K.J. (70 TESTS)

Pakistan Tour in Australia, 1976-77
Australian Tour in New Zealand, 1977
Australian Tour in United Kingdom, 1977 - 1 Test
Indian Tour in Australia, 1977-78 - 2 Tests
Australian Tour in West Indies, 1978
England Tour in Australia, 1978-79 - 6 Tests
Pakistan Tour in Australia, 1979 - 2 Tests
Australian World Cup Tour in England, 1979
Australian Tour in India, 1979 - 6 Tests
England Tour in Australia, 1979-80 - 3 Tests
West Indies Tour in Australia, 1979-80 - 3 Tests
Australian Tour in Pakistan, 1980 - 3 Tests
Australian Centenary Visit to England, 1980 - 1 Test
New Zealand Tour in Australia, 1980-81 - 3 Tests
Indian Tour in Australia, 1980-81 - 3 Tests
Australian Tour in Sri Lanka and United Kingdom, 1981 - 6 Tests
Pakistan Tour in Australia, 1981-82 - 3 Tests
West Indies Tour in Australia, 1981-82 - 3 Tests
Australian Tour in New Zealand, 1982 - 3 Tests
Australian Tour in Pakistan, 1982 - 3 Tests
England Tour in Australia, 1982-83 - 5 Tests
Prudential World Cup in England, 1983
Pakistan Tour in Australia, 1983-84 - 5 Tests
Australian Tour in West Indies, 1984 - 5 Tests
Australian Tour in India, 1984
West Indies Tour in Australia, 1984-85 - 4 Tests
Australian Tour in Sharjah, 1985

HUSSEY, M.E.

Australian Tour in New Zealand, 2005

INVERARITY, R.J. (6 TESTS)

Australian Tour in United Kingdom, 1968 - 2 Tests
West Indies Tour in Australia, 1968-69 - 1 Test
Australian Tour in New Zealand, 1970
Australian Tour in United Kingdom, 1972 - 3 Tests

IRVINE, J.T.

Australian Tour in India, 1969
Australian Tour in South Africa, 1970

JULIAN, B.P. (7 TESTS)

Australian Tour of England, 1993 - 2 Tests
England Tour of Australia, 1994-95
Australian Tour of West Indies, 1995 - 4 Tests
Sri Lanka Tour of Australia, 1995-96 - 1 Test
Australian Tour of South Africa, 1997
Australian Tour in England, 1997
Australian Tour to Comm. Games in Malaysia, 1998.
Australian Tour to Wills International Cup in Bangladesh, 1998
Australian Tour of West Indies, 1999
World Cup Tour in England, 1999

KATICH S.M. (1 TEST)

Australian Tour of Sri Lanka, 1999
Australian Tour of Zimbabwe, 1999
Australian Tour of England, 2001 - 1 Test

LAIRD, B.M. (21 TESTS)

Australian Tour in England, 1975
England Tour in Australia, 1979-80 - 2 Tests
West Indies Tour in Australia, 1979-80 - 3 Tests
Australian Tour in Pakistan, 1980 - 3 Tests
Australian Centenary Visit to England, 1981 - 1 Test
Pakistan Tour in Australia, 1981-82 - 3 Tests
West Indies Tour in Australia, 1981-82 - 3 Tests
Australian Tour in New Zealand, 1982 - 3 Tests
Australian Tour in Pakistan, 1982 - 3 Tests

LANGER J.L. (88 TESTS)

West Indies Tour of Australia, 1992-93 - 2 Tests
Australian Tour of New Zealand, 1993 - 3 Tests
Australian Tour of Sharjah - 1994
Australian Tour of Sri Lanka
and Pakistan, 1994-5 - 1 Test
Australian Tour of West Indies, 1995
West Indies Tour of Australia, 1996-97 - 2 Tests
Australian Tour in England 1997
Australian Tour of Pakistan, 1998 - 3 Tests
England Tour of Australia, 1998 - 5 Tests
Australian Tour of West Indies, 1999 - 4 Tests
Australian Tour of Sri Lanka, 1999 - 3 Tests
Australian Tour of Zimbabwe, 1999 - 1 Test
Pakistan Tour of Australia, 1999-2000 - 3 Tests
India Tour of Australia, 1999-2000 - 3 Tests
Australian Tour of New Zealand, 2000 - 3 Tests
West Indies Tour of Australia, 2000-01 - 5 Tests
Australian Tour of India, 2000-01 - 3 Tests
Australian Tour of England, 2001 - 1 Test
New Zealand Tour of Australia, 2001-02 - 3 Tests
South Africa Tour of Australia, 2001-02 - 3 Tests
Australian Tour of South Africa, 2002 - 3 Tests
Australian v Pakistan - Colombo and Sharjah, 2002 - 3 Tests
England Tour of Australia, 2002 - 03 - 5 Tests
Australian Tour of West Indies, 2003 - 4 Tests
Bangladesh Tour of Australia, 2003 - 2 Tests
Zimbabwe Tour of Australia, 2003-04 - 2 Tests
India Tour of Australia, 2003-04 - 4 Tests
Australian Tour of Sri Lanka, 2004 - 3 Tests
Australian Tour of Zimbabwe, 2004 (2 Tests cancelled)
Sri Lanka Tour in Australia, 2004 - 2 Tests
Australian Tour in India, 2004 - 4 Tests
New Zealand Tour in Australia, 2004 - 2 Tests
Pakistan Tour in Australia, 2004-05 - 3 Tests
Australian Tour in New Zealand, 2005 - 3 Tests

LILLEE, D.K. (70 TESTS)

Australian Tour in New Zealand, 1970
M.C.C. Tour in Australia, 1970-71 - 2 Tests
Australian Tour in United Kingdom, 1972 - 5 Tests
Pakistan Tour in Australia, 1972-73 - 3 Tests
Australian Tour in West Indies, 1973 - 1 Test
M.C.C. Tour in Australia, 1974-75 - 6 Tests
Australian Tour in England, 1975 - 4 Tests
West Indies Tour in Australia, 1975-76 - 5 Tests
Pakistan Tour in Australia, 1976-77 - 3 Tests
Australian Tour in New Zealand, 1977 - 2 Tests
M.C.C. Centenary visit to Australia, 1977 - 1 Test
England Tour in Australia, 1979-80 - 3 Tests
West Indies Tour in Australia, 1979-80 - 3 Tests
Australian Tour in Pakistan, 1980 - 3 Tests
Australian Centenary Visit to England, 1980 - 1 Test
New Zealand Tour in Australia, 1980-81 - 3 Tests
Indian Tour in Australia, 1980 81 - 3 Tests
Australian Tour in Sri Lanka and United Kingdom, 1981 - 6 Tests
Pakistan Tour in Australia, 1981-82 - 3 Tests
West Indies Tour in Australia, 1981-82 - 3 Tests
Australian Tour in New Zealand, 1982 - 3 Tests
England Tour in Australia, 1982-83 - 1 Test
Australian Tour in Sri Lanka, 1983 - 1 Test
Prudential World Cup in England, 1983.
Pakistan Tour in Australia, 1983-84 - 5 Tests

MACLEAY, K.H.

Prudential World Cup in England, 1983

MCKENZIE, G.D. (60 TESTS)

Australian Tour in United Kingdom, 1961 - 3 Tests
M.C.C. Tour in Australia, 1962-63 - 5 Tests
South African Tour in Australia, 1963-64 - 5 Tests
Australian Tour in United Kingdom, 1964 - 5 Tests
Australian Tour in India - 3 Tests and Pakistan - 1 Test,
following the Australian Tour in the United Kingdom, 1964 - 5 Tests

Pakistan Tour in Australia, 1964-65 - 1 Test
 Australian Tour in West Indies, 1965 - 5 Tests
 M.C.C. Tour in Australia, 1965-66 - 4 Tests
 Australian Tour in South Africa, 1966-67 - 5 Tests
 Indian Tour in Australia, 1967-68 - 2 Tests
 Australian Tour in United Kingdom, 1968 - 5 Tests
 West Indies Tour in Australia, 1968-69 - 5 Tests
 Australian Tour in India, 1969 - 5 Tests
 Australian Tour in South Africa, 1970 - 3 Tests
 M.C.C. Tour in Australia, 1970-71 - 3 Tests

MALONE, M.F. (1 TEST)

Australian Tour in United Kingdom, 1977 - 1 Test
 Australian Tour in Pakistan, 1980

MANN, A.L. (4 TESTS)

Indian Tour in Australia, 1977-78 - 4 Tests

MARSH, G.R. (50 TESTS)

Indian Tour in Australia, 1985-86 - 3 Tests
 Australian Tour in New Zealand, 1985-86 - 3 Tests
 Australian Tour in Sharjah, 1986
 Australian Tour in India, 1986 - 3 Tests
 England Tour in Australia, 1986-87 - 5 Tests
 Australian Tour in Sharjah, 1987
 World Cup Tour India 6 Pakistan, 1987
 New Zealand Tour of Australia, 1987-88 - 3 Tests
 England Tour of Australia (Bicentenary), 1987-88 - 1 Test
 Sri Lanka Tour of Australia, 1987-88 - 1 Test
 Australian Tour in Pakistan, 1988 - 3 Tests
 West Indies Tour in Australia, 1988-89 - 5 Tests
 Australian Tour in England, 1989 - 6 Tests
 Pakistan Tour in Australia, 1989-90 - 2 Tests
 Australian Tour in New Zealand, 1989-90 - 1 Test
 Australian Tour in Sharjah, 1990
 England Tour in Australia, 1990-91 - 5 Tests
 Australian Tour in West Indies, 1991 - 5 Tests
 Indian Tour of Australia, 1991-92 - 4 Tests
 World Cup in Australia, 1992

MARSH, R.W. (96 TESTS)

M.C.C. Tour in Australia, 1970-71 - 6 Tests
 Australian Tour in United Kingdom, 1972 - 5 Tests
 Pakistan Tour in Australia, 1972-73 - 3 Tests
 Australian Tour in West Indies, 1973 - 5 Tests
 New Zealand Tour in Australia, 1973-74 - 3 Tests
 Australian Tour in New Zealand, 1973-74 - 3 Tests
 M.C.C. Tour in Australia, 1974-75 - 6 Tests
 Australian Tour in England, 1975 - 4 Tests
 West Indies Tour in Australia 1975-76 - 6 Tests
 Pakistan Tour in Australia, 1976-77 - 3 Tests
 Australian Tour in New Zealand, 1977 - 2 Tests
 M.C.C. Centenary visit to Australia, 1977 - 1 Test
 Australian Tour in United Kingdom, 1977 - 5 Tests
 England Tour in Australia, 1979-80 - 3 Tests
 West Indies Tour in Australia, 1979-80 - 3 Tests
 Australian Tour in Pakistan, 1980 - 3 Tests
 Australian Centenary Visit to England, 1980 - 1 Test
 New Zealand Tour in Australia, 1980-81 - 3 Tests
 Indian Tour in Australia, 1980-81 - 3 Tests
 Australian Tour in Sri Lanka and United Kingdom, 1981 - 6 Tests
 Pakistan Tour in Australia, 1981-82 - 3 Tests
 West Indies Tour in Australia, 1981-82 - 3 Tests
 Australian Tour in New Zealand, 1982 - 3 Tests
 Australian Tour in Pakistan, 1982 - 3 Tests
 England Tour in Australia, 1982-83 - 5 Tests
 Pakistan Tour in Australia, 1983-84 - 5 Tests

MARTYN, D.R. (56 TESTS)

Australian Tour of Sri Lanka, 1992
 West Indies Tour of Australia, 1992-93 - 4 Tests
 Australian Tour of New Zealand, 1993 - 1 Test
 Australian Tour of England, 1993
 South African Tour of Australia 1993-94 - 2 Tests

Australian Tour in India 1998
 Australian Tour in Sharjah 1998
 Australian Tour to Comm. Games in Malaysia, 1998
 Australian Tour to Wills International Cup in Bangladesh, 1998
 Australian Tour of West Indies, 1999
 World Cup Tour in England, 1999
 Australian Tour of Sri Lanka, 1999
 Australian Tour of Zimbabwe, 1999
 Pakistan Tour of Australia, 1999-2000
 India Tour of Australia, 1999-2000
 Australian Tour of New Zealand, 2000 - 3 Tests
 Australian Tour of South Africa
 Australian Tour of Kenya, 2000-01
 West Indies Tour of Australia, 2000-01 - 1 Test
 Australian Tour of India, 2000-01
 Australian Tour of England, 2001 - 5 Tests
 New Zealand Tour of Australia, 2001-02 - 3 Tests
 South Africa Tour of Australia, 2001-02 - 3 Tests
 Australian Tour of South Africa, 2002 - 3 Tests
 Australia v Pakistan - Colombo and Sharjah, 2002 - 3 Tests
 England Tour of Australia, 2002 - 03 - 5 Tests
 World Cup Tour in South Africa 2003
 Zimbabwe Tour of Australia, 2003-04 - 2 Tests
 India Tour of Australia, 2003-04 - 4 Tests
 Australian Tour of Sri Lanka, 2004 - 3 Tests
 Australian Tour of Zimbabwe, 2004 (2 Tests cancelled)
 Sri Lanka Tour in Australia, 2004 - 2 Tests
 Australian Tour in India, 2004 - 4 Tests
 New Zealand Tour in Australia, 2004 - 2 Tests
 Pakistan Tour in Australia, 2004-05 - 3 Tests
 West Indies Tour in Australia, 2004-05
 Australian Tour in New Zealand, 2005 - 3 Tests

MASSIE, R.A.L. (6 TESTS)

Australian Tour in United Kingdom, 1972 - 4 Tests
 Pakistan Tour in Australia, 1972-73 - 2 Tests
 Australian Tour in West Indies, 1973

MATTHEWS, C.D. (3 TESTS)

England Tour in Australia, 1986-87 - 2 Tests
 West Indies Tour in Australia, 1988-89 - 1 Test

MAYNE, L.C. (6 TESTS)

Australian Tour in West Indies, 1965 - 3 Tests
 Australian Tour in India, 1969 - 1 Test
 Australian Tour in South Africa, 1970 - 2 Tests

MOODY, T.M. (8 TESTS)

World Cup Tour India & Pakistan, 1987
 Australian Tour in England, 1989
 New Zealand Tour in Australia, 1989-90 - 1 Test
 Sri Lanka Tour in Australia, 1989-90 - 2 Tests
 Pakistan Tour in Australia, 1989-90 - 1 Test
 Indian Tour of Australia, 1991-92 - 1 Test
 World Cup in Australia, 1992
 Australian Tour of Sri Lanka, 1992 - 3 Tests
 Australian Tour in New Zealand, 1998
 Australian Tour in India, 1998
 Australian Tour in Sharjah 1998
 Australian Tour to Comm. Games in Malaysia, 1998
 Australian Tour of West Indies, 1999
 World Cup Tour in England, 1999
 Australian Tour of Sri Lanka, 1999
 Australian Tour of Zimbabwe, 1999

NICHOLSON M.J. (1 TEST)

England Tour of Australia, 1998-99 - 1 Test
 Australian Tour of Zimbabwe, 1999

PORTER, G.D.

Australian World Cup Tour in England, 1979
 Australian Tour in India, 1979

PUCKETT, C.W.

Australian Tour in New Zealand, 1950

REID, B.A. (27 TESTS)

Indian Tour in Australia, 1985-86 - 3 Tests
Australian Tour in New Zealand, 1985-86 - 3 Tests
Australian Tour in Sharjah, 1986
Australian Tour in India, 1986 - 2 Tests
England Tour in Australia, 1986-87 - 5 Tests
World Cup Tour India & Pakistan, 1987
New Zealand Tour in Australia, 1987-88 - 2 Tests
Australian Tour in Pakistan, 1988 - 3 Tests
England Tour in Australia, 1990-91 - 4 Tests
Australian Tour in West Indies, 1991 - 2 Tests
Indian Tour of Australia, 1991-92 - 2 Tests
West Indies Tour of Australia, 1992-93 - 1 Test

RUTHERFORD, J.W. (1 TEST)

Australian Tour in United Kingdom, 1956
Australian Tour in India and Pakistan, 1956 - 1 Test

SERJEANT, C.S. (12 TESTS)

Australian tour in United Kingdom, 1977 - 3 Tests
Indian Tour in Australia, 1977-78 - 4 Tests
Australian Tour in West Indies, 1978 - 5 Tests

SHEPHERD, B.K. (9 TESTS)

M.C.C. Tour in Australia, 1962-63 - 2 Tests
South African Tour in Australia, 1963-64 - 4 Tests
Pakistan Tour in Australia, 1964-65 - 1 Test
Australian Tour in West Indies, 1965 - 2 Tests

SIMPSON, R.B. (EX N.S.W.) (62 TESTS)

Australian Tour in New Zealand, 1957
Australian Tour in South Africa, 1957-58 - 5 Tests
M. C.C. Tour in Australia, 1958-59 - 1 Test
Australian Tour in New Zealand, 1960
West Indies Tour in Australia, 1960-61 - 5 Tests
Australian Tour in United Kingdom, 1961 - 5 Tests
Transferred back to N.S.W. and represented that State again as from the 1961-62 season

SLATER, K.N. (1 TEST)

M.C.C. Tour in Australia, 1958-59 - 1 Test
Australian Tour in New Zealand, 1960

VELETTA, M.R.J. (8 TESTS)

Australian Tour in India, 1986
Australian Tour in Sharjah, 1987
World Cup Tour India & Pakistan, 1987
New Zealand Tour in Australia, 1987-88 - 3 Tests
England Tour in Australia (Bicentenary), 1987-88 - 1 Test
Sri Lanka Tour in Australia, 1987-88 - 1 Test
Australian Tour in Pakistan, 1988
West Indies Tour in Australia, 1988-89 - 2 Tests
Australian Tour in England, 1989
Pakistan Tour in Australia, 1989-90 - 1 Test
Australian Tour in West Indies, 1991

WATSON, G.D. (EX VIC.) (5 TESTS)

Australian Tour in United Kingdom, 1972 - 2 Tests

WILLIAMS, B.A. (4 TESTS)

Zimbabwe Tour of Australia, 2003-04 - 1 Test
India Tour of Australia, 2003-04 - 2 Tests
Australian Tour of Sri Lanka, 2004 - 1 Test
Australian Tour of Zimbabwe, 2004 (2 Tests cancelled)

WOOD, G.M. (59 TESTS)

Indian Tour in Australia, 1977-78 - 1 Test
Australian Tour in West Indies, 1978 - 5 Tests
England Tour in Australia, 1978-79 - 6 Tests
Pakistan Tour in Australia, 1979 - 1 Test
Australian Tour in India, 1980 - 2 Tests
Australian Centenary Visit to England, 1980 - 1 Test
New Zealand Tour in Australia, 1980-81 - 3 Tests
Indian Tour in Australia, 1980-81 - 3 Tests
Australian Tour in Sri Lanka and United Kingdom, 1981 - 6 Tests
Pakistan Tour in Australia, 1981-82 - 3 Tests
West Indies Tour in Australia, 1981-82 - 3 Tests
Australian Tour in New Zealand, 1982 - 3 Tests
Australian Tour in Pakistan, 1982 - 3 Tests
England Tour in Australia, 1982-83 - 1 Test
Australian Tour in Sri Lanka, 1983 - 1 Test
Prudential World Cup in England, 1983
Australian Tour in West Indies, 1984 - 1 Test
Australian Tour in India, 1984
West Indies Tour in Australia, 1985-86 - 5 Tests
Australian Tour in Sharjah, 1985
Australian Tour in England, 1985 - 5 Tests
Australian Tour in Pakistan, 1988 - 3 Tests
West Indies Tour in Australia, 1988-89 - 3 Tests

WRIGHT, K.J. (10 TESTS)

England Tour in Australia, 1978-79 - 2 Tests
Pakistan Tour in Australia, 1979 - 2 Tests
Australian World Cup Tour in England, 1979
Australian Tour in India, 1979 - 6 Tests

YARDLEY, B. (33 TESTS)

Indian Tour in Australia, 1977-78 - 1 Test
Australian Tour in West Indies, 1978 - 5 Tests
England Tour in Australia, 1978-79 - 4 Tests
Pakistan Tour in Australia, 1979 - 1 Test
Australian Tour in India, 1979 - 3 Tests
Indian Tour in Australia, 1980-81 - 2 Tests
Pakistan Tour in Australia, 1981-82 - 3 Tests
West Indies Tour in Australia, 1981-82 - 3 Tests
Australian Tour in New Zealand, 1982 - 3 Tests
Australian Tour in Pakistan, 1982 - 2 Tests
England Tour in Australia, 1982-83 - 5 Tests
Australian Tour in Sri Lanka, 1983 - 1 Test

ZOEHRER, T.J. (10 TESTS)

Australian Tour in New Zealand, 1985-86 - 3 Tests
Australian Tour in Sharjah, 1986
Australian Tour in India, 1986 - 3 Tests
England Tour in Australia, 1986-87 - 4 Tests
Australian Tour in Sharjah, 1987
Australian Tour in England, 1989
Australian Tour of England, 1993



TJ Zoehrer

Test Match Records for WA Players Batting



Player	M	Inn	N.O.	H.S.	Runs	Ave	100	50	Ct	St
Alderman T.M.	41	53	21	26*	203	6.34	-	-	27	-
Angel J.	4	7	1	11	35	5.83	-	-	1	-
Clark W.M.	10	19	2	33	98	5.76	-	-	6	-
Edwards R.	20	32	3	170*	1171	40.38	2	9	7	-
Edwards W.J.	3	6	-	30	68	11.33	-	-	-	-
Gannon J.B.	3	5	4	3*	3	3.00	-	-	3	-
Gaunt R.A.*	1	1	1	0*	0	-	-	-	2	-
Gilchrist A.C.	68	97	17	204*	4452	55.65	15	20	259	22
Hoare D.E.	1	2	-	35	35	17.50	-	-	2	-
Hogan T.G.	7	12	1	42*	205	18.63	-	-	2	-
Hogg G.B.	4	5	1	17*	38	9.50	-	-	-	-
Hughes K.J.	70	124	6	213	4415	37.41	9	22	50	-
Inverarity R.J.	6	11	1	56	174	17.40	-	1	4	-
Julian B.P.	7	9	1	56*	128	16.00	-	1	7	-
Katich S.M.*	1	2	1	15	15	15.00	-	-	1	-
Laird B.M.	21	40	2	92	1341	35.29	-	11	16	-
Langer J.L.	88	150	8	250	6607	46.53	21	26	66	-
Lillee D.K.	70	90	24	73*	905	13.71	-	1	23	-
Malone M.F.	1	1	-	46	46	46.00	-	-	-	-
Mann A.L.	4	8	-	105	189	23.63	1	-	2	-
Marsh G.R.	50	93	7	138	2854	33.18	4	15	38	-
Marsh R.W.	96	150	13	132	3633	26.52	3	16	343	12
Martyn D.R.	56	89	12	165	3947	51.26	12	21	26	-
Massie R.A.L.	6	8	1	42	78	11.14	-	-	1	-
Matthews C.D.	3	5	-	32	54	10.80	-	-	1	-
Mayne L.C.	6	11	3	13	76	9.50	-	-	3	-
Moody T.M.	8	14	-	106	456	32.57	2	3	9	-
McKenzie G.D.	60	89	12	76	945	12.27	-	2	34	-
Nicholson M.J.*	1	2	-	9	14	7.00	-	-	-	-
Reid B.A.	27	34	14	13	93	4.65	-	-	5	-
Rutherford J.W.	1	1	-	30	30	30.00	-	-	-	-
Serjeant C.S.	12	23	1	124	522	23.73	1	2	13	-
Simpson R.B.*	16	26	2	92	772	32.16	-	7	33	-
Shepherd B.K.	9	14	2	96	502	41.83	-	5	2	-
Slater K.N.	1	1	1	1*	1	-	-	-	-	-
Veletta M.R.J.	8	11	-	39	207	18.82	-	-	12	-
Watson G.D.*	2	4	-	13	21	5.25	-	-	1	-
Williams B.A.	4	6	3	10*	23	7.66	-	-	3	-
Wood G.M.	59	112	6	172	3374	31.83	9	13	41	-
Wright K.J.	10	18	5	55*	219	16.80	-	1	33	4
Yardley B.	33	54	4	74	978	19.56	-	4	31	-
Zoehrer T.J.	10	14	2	52*	246	20.50	-	1	18	1

* These records refer only to players appearances while playing for Western Australia. Career records for these players in other publications may include Test and International matches played after transfer or return to their home States.



Test Match Records for WA Players Bowling

Player	Balls	Runs	Wkts	Ave	5WI	10WM	Best	STK/RT
Alderman T.M.	10187	4616	170	27.15	14	1	6/47	59.92
Angel J.	744	463	10	46.30	-	-	3/54	74.40
Clark W.M.	2793	1265	44	28.75	-	-	4/46	63.48
Edwards R.	12	20	-	-	-	-	-	-
Gannon J.B.	726	361	11	32.81	-	-	4/77	66.00
Gaunt R.A.*	216	87	2	43.50	-	-	2/87	108.00
Hoare D.E.	232	156	2	78.00	-	-	2/68	116.00
Hogan T.G.	1436	706	15	47.06	1	-	5/66	95.73
Hogg G.B.	774	452	9	50.22	-	-	2/40	86.00
Hughes K.J.	85	28	-	-	-	-	-	-
Inverarity R.J.	372	93	4	23.25	-	-	3/26	93.00
Julian B.P.	1098	599	15	39.93	-	-	4/36	73.20
Laird B.M.	18	12	-	-	-	-	-	-
Langer J.L.	6	3	-	-	-	-	-	-
Lilley D.K.	18467	8493	355	23.92	23	7	7/83	52.02
Malone M.F.	342	77	6	12.83	1	-	5/63	57.00
Mann A.L.	552	316	4	79.00	-	-	3/12	138.00
Marsh R.W.	72	54	-	-	-	-	-	-
Martyn D.R.	294	168	2	84.00	-	-	1/0	147.00
Massie R.A.L.	1739	647	31	20.87	2	1	8/53	56.07
Matthews C.D.	570	313	6	52.16	-	-	3/95	95.00
Mayne L.C.	1251	628	19	33.05	-	-	4/43	65.84
Moody T.M.	436	147	2	73.50	-	-	1/17	218.00
McKenzie G.D.	17681	7328	246	29.78	16	3	8/71	71.87
Nicholson M.J.*	150	115	4	28.75	-	-	3/56	37.50
Reid B.A.	6244	2784	113	24.63	5	2	7/51	55.26
Rutherford J.W.	36	15	1	15.00	-	-	1/11	36.00
Shepherd B.K.	26	9	-	-	-	-	-	-
Simpson R.B.*	1124	446	13	34.30	-	-	4/23	86.46
Slater K.N.	256	101	2	50.50	-	-	2/40	128.00
Watson G.D.*	240	92	3	30.66	-	-	1/23	80.00
Williams B.A.	852	406	9	45.11	-	-	4/53	94.66
Yardley B.	8909	3986	126	31.63	6	1	7/98	70.71





Batting

Player	M	Inn	N.O.	H.S.	Runs	Ave	100	50	Ct	St
Alderman T.M.	64	18	5	9	32	2.46	-	-	29	-
Angel J.	3		did	not	bat					
Campbell R.J.	2	2	-	38	54	27.00	-	-	4	1
Clark W.M.	2		did	not	bat					
Edwards R.	9	8	1	80*	255	36.42	-	3	-	-
Edwards W.J.	1	1	-	2	2	2.00	-	-	-	-
Gilchrist A.C.	209	203	7	172	6976	35.59	10	41	302	41
Hogan T.G.	17	12	4	27	72	9.00	-	-	10	-
Hogg G.B.	60	38	18	71*	458	22.90	-	2	17	-
Hughes K.J.	97	88	6	98	1968	24.00	-	17	27	-
Hussey M.E.K.	5	5	5	65*	114	-	-	1	4	-
Julian B.P.	25	17	-	35	224	13.17	-	-	8	-
Katich S.M.*	1		did	not	bat					
Laird B.M.	23	23	4	117*	594	31.26	1	2	5	-
Langer J.L.	8	7	2	36	160	32.00	-	-	2	1
Lillee D.K.	64	34	8	42*	240	9.23	-	-	10	-
McKenzie G.D.	1		did	not	bat					
Macleay K.H.	16	13	2	41	139	12.63	-	-	2	-
Malone M.F.	10	7	3	15*	36	9.00	-	-	1	-
Marsh G.R.	117	115	6	126*	4357	39.97	9	22	31	-
Marsh R.W.	92	76	15	66	1225	20.08	-	4	120	4
Martyn D.R.	170	147	45	144*	4285	42.01	5	28	57	-
Massie R.A.L.	3	1	1	16*	16	-	-	-	1	-
Moody T.M.	76	64	12	89	1211	23.28	-	10	21	-
Porter G.D.	2	1	-	3	3	3.00	-	-	1	-
Reid B.A.	61	21	8	10	49	3.77	-	-	6	-
Serjeant C.S.	3	3	-	46	73	24.33	-	-	1	-
Veletta M.R.J.	20	19	4	68*	484	32.26	-	2	8	-
Williams B.A.	25	6	4	13*	27	13.50	-	-	4	-
Wood G.M.	82	77	11	114*	2218	33.60	3	11	18	-
Wright K.J.	5	2	-	23	29	14.50	-	-	8	-
Yardley B.	8	4	-	28	58	14.50	-	-	1	-
Zoehrer T.J.	22	15	3	50	130	10.83	-	1	21	2

Bowling

	Balls	Runs	Wkts	Ave	4WI	Best	Runs Per 6 Ball Over	STK/RT
Alderman T.M.	3329	2027	86	23.57	3	5/7	3.65	38.71
Angel J.	162	113	4	28.25	-	2/47	4.18	40.50
Clark W.M.	100	61	3	20.33	-	2/39	3.66	33.33
Edwards W.J.	1	0	-	-	-	-	0.00	-
Hogan T.G.	917	574	23	24.96	1	4/33	3.76	39.87
Hogg G.B.	2808	2115	68	31.10	2	3/32	4.52	41.29
Hughes K.J.	1	4	-	-	-	-	24.00	-
Hussey M.E.K.	36	37	-	-	-	-	6.17	-
Julian B.P.	1146	997	22	45.31	-	3/40	5.22	52.09
Lillee D.K.	3593	2145	103	20.82	6	5/34	3.58	34.88
McKenzie G.D.	60	22	2	11.00	-	2/22	2.20	30.00
Macleay K.H.	857	626	15	41.73	1	6/39	4.38	57.13
Malone M.F.	612	315	11	28.63	-	2/9	3.08	55.67
Marsh G.R.	6	4	-	-	-	-	4.00	-
Martyn D.R.	794	704	12	58.66	-	2-21	5.31	66.10
Massie R.A.L.	183	129	3	43.00	-	2/35	4.22	61.00
Moody T.M.	2797	2014	52	38.73	-	3/25	4.32	53.99
Porter G.D.	108	33	3	11.00	-	2/13	1.83	36.00
Reid B.A.	3250	2202	63	34.95	1	5/53	4.06	51.59
Williams B.A.	1203	814	35	23.25	3	5-22	4.06	34.37
Yardley B.	198	130	7	18.57	-	3/28	3.93	28.29



WA's First-Class Record from 1892

Opponent				
	Match	Win	Draw	Loss
South Australia	128	48	41	39
Victoria	124	32	50	42
New South Wales	118	33	36	49
Queensland	110	36	48	26
Tasmania	53	23	24	6
England	26	1	17	8
Australian XI	11	-	6	5
West Indies	10	6	-	4
South Africa	7	-	4	3
New Zealand	7	1	3	3
Pakistan	7	5	2	-
India	5	3	2	-
Tamil Nadu	2	1	1	-
Rest of World XI	1	-	-	1
Sri Lanka	1	-	-	1
Aust. Services	1	-	1	-
Zimbabwe	1	-	1	-
Total	612	189	236	187

Captain's Record

	Match	Win	Draw	Loss
Inverarity R.J.	53	25	17	11
Wood G.M.	52	20	25	7
Moody T.M.	42	20	13	9
Shepherd B.K.	39	8	15	16
Lock G.A.R.	38	16	11	11
Carmody D.K.	35	7	11	17
Meuleman K.D.	34	7	16	11
Marsh G.R.	31	12	11	8
Hughes K.J.	29	14	9	6
Marsh R.W.	20	9	6	5
Langer J.L.	20	8	7	5
Martyn D.R.	18	4	9	5
Bryant R.J.	18	-	12	6
Katich S.M.	12	5	6	1
Hussey M.E.K.	12	4	5	3
Gilchrist A.C.	11	4	3	4
Vernon M.T.	10	1	3	6
Andrews W.S.	10	2	4	4
Evers H.A.	10	1	5	4
Serjeant C.S.	9	1	6	2
Veletta M.R.J.	8	3	3	2
Langdon C.W.	7	1	3	3
Shipperd G.	7	1	6	-
Rowe S.H.D.	7	-	-	7
Rowlands W.T.	6	-	2	4
Mann A.L.	6	2	1	3
Brayshaw I.J.	5	3	-	2
Christian A.H.	5	1	1	3
Julian B.P.	5	1	2	2
Bott L.C.	4	-	3	1
Charlesworth R.I.	4	2	1	1
Sawle L.M.	4	-	-	4
Simpson R.B.	4	2	2	-
Richardson A.J.	3	-	3	-
Lillee D.K.	3	2	1	-
Angel J.	2	-	1	1
Edwards A.R.	2	-	1	1
Hogue T.H.	2	-	2	-
Inverarity M.	2	-	2	-
McEwan K.S.	2	1	1	-
Orr H.R.	2	-	-	2
Quist K.H.	2	1	1	-

Rutherford J.W.	2	1	1	-
Laird B.M.	2	-	2	-
Evans R.M.	1	-	-	1
Herbert H.J.	1	-	-	1
Hewson R.H.	2	-	-	2
Lovelock O.I.	1	-	-	1
McKenzie D.C.	1	-	1	-
McKenzie G.D.	1	-	1	-
Moore W.H.	1	-	-	1
Quinlan P.F.	1	-	-	1
Robinson G.D.	1	-	1	-
Clark W.M.	1	-	-	1
Alderman T.M.	1	-	-	1
Goodwin M.W.	1	-	-	1
Total	612	189	236	187

Note: The match against N.S.W. in Sydney in 1937 was not classified as first-class as it was played against a N.S.W. 2nd XI.

Record Partnerships

FIRST-CLASS

1st	431 - G.R. Marsh & M.R.J. Veletta v SA, Perth, 1989-90
2nd	254 - M.R.J. Veletta & G.R. Marsh v QLD, Brisbane 1985-86
3rd	330 - G.M. Wood & G.R. Marsh v NSW, Sydney 1983-84
4th	369 - C.J.L. Rogers & M.J. North v NSW, Perth 2002-03
5th	301 - R.B. Simpson & K.D. Meuleman v NSW, Perth 1959-60 (unfinished)
6th	244 - J.T. Irvine & R. Edwards v NSW, Sydney 1968-69.
7th	204 - G. Shipperd & T.J. Zoehrer v NSW, Perth 1982-83
8th	242* - T.J. Zoehrer & K.H. Macleay v NSW, Perth 1990-91 (unfinished)
9th	168 - K.H. Macleay & V.J. Marks v NSW, Perth 1986-87 (unfinished)
10th	154 - F.R. Buttsworth & J.P. Lanigan v VIC, Perth 1921-22

SHEFFIELD SHIELD/PURA CUP

1st	431 - G.R. Marsh & M.R.J. Veletta v SA, Perth 1989-90
2nd	254 - M.R.J. Veletta & G.R. Marsh v QLD, Brisbane 1985-86
3rd	330 - G.M. Wood & G.R. Marsh v NSW, Sydney 1983-84
4th	369 - C.J.L. Rogers & M.J. North v NSW, Perth 2002-03
5th	301 - R.B. Simpson & K.D. Meuleman v NSW, Perth 1959-60 (unfinished)
6th	244 - J.T. Irvine & R. Edwards v NSW, Sydney 1968-69
7th	204 - G. Shipperd & T.J. Zoehrer v NSW, Perth 1982-83
8th	242* - T.J. Zoehrer & K.H. Macleay v NSW, Perth 1990-91 (unfinished)
9th	168 - K.H. Macleay & V.J. Marks v NSW, Perth 1986-87 (unfinished)
10th	91 - I.J. Brayshaw & J.B. Gannon v QLD, Brisbane 1969-70



Mike Veletta



Western Australia v South Australia

Played 128, Western Australia won 48, South Australia won 39, Drawn 41

Year	Venue	South Australia	West. Australia	Won by
1893	Adelaide	236	0/11	111 131 S.A. 10 wkts
1899	Perth	159	6/235	100 293 S.A. 4 wkts
1906	Perth	54	230	198 189 WA. 103 runs
1906	Fremantle	235	259	202 5/242 Drawn
1909	Fremantle	280	2/59	255 154 Drawn
1909	Perth	172	157	86 5/170 Drawn
1909	Fremantle	388	5/116	269 6/151 Drawn
1912	Adelaide	270	410	69 246 S.A. 365 runs
1925	Adelaide	612		170 161 S.A. inns & 281 runs
1925	Adelaide	9/301	1/32	177 155 S.A. 9 wkts
1927	Perth	239	105	131 120 S.A. 93 runs
1927	Perth	8/326	3/83	150 258 S.A. 7 wkts
1930	Adelaide	8/614		266 114 S.A. inns & 234 runs
1934	Adelaide	208	167	194 8/133 Drawn
1934	Adelaide	287		140 5/93 Drawn
1937	Adelaide	264	0/22	100 185 S.A. 10 wkts
1940	Perth	248	3/306	275 3/121 Drawn
1940	Perth	429		275 206 Drawn
1947	Perth	109	211	444 WA.inns & 124 runs
1949	Adelaide	419		202 131 S.A. inns & 86 runs
1950	Perth	208	192	277 239 WA. 116 runs
1951	Adelaide	229	385	302 8/215 WA. 73 runs 1st inns
1951	Perth	156	277	337 8/60 WA. 181 runs 1st inns
1953	Adelaide	466		214 232 S.A. inns & 20 runs
1953	Perth	252	5/201	402 7/160* WA. 150 runs 1st inns
1954	Adelaide	296	9/366*	397 7/185 WA. 101 runs 1st inns
1955	Perth	3/75		271 Drawn
1956	Adelaide	409	203	340 2/63 S.A. 69 runs 1st inns
1956	Adelaide	261	3/322*	406 0/85 WA. 145 runs 1st inns
1957	Perth	447	3/239*	412 1/105 S.A. 35 runs 1st inns
1957	Adelaide	280	123	306 1/101 WA. 9 wkts
1958	Perth	184	255	268 7/260* WA. 89 runs
1958	Adelaide	313	4/282*	415 2/115 WA. 102 runs 1st inns
1959	Perth	283	4/309*	330 6/223 WA. 47 runs 1st inns
1960	Adelaide	338	2/74	295 S.A. 43 runs 1st inns
1960	Perth	56	368	402 0/23 WA. 10 wkts
1960	Perth	298	163	9 340* 5/125 WA. 5 wkts
1960	Adelaide	305	6/131	223 9/256* WA. 82 runs 1st inns
1961	Adelaide	340	5/253*	231 9/363 WA. 1 wkt
1962	Perth	202	7/363*	159 132 S.A. 274 runs
1962	Adelaide	474	1/13	245 241 S.A. 9 wkts
1963	Perth	394		167 156 S.A. inns & 71 runs
1963	Adelaide	490		199 189 S.A. inns & 102 runs
1964	Perth	497	1/49	200 342 S.A. 9 wkts
1964	Adelaide	297	190	288 313 WA. 123 runs
1965	Perth	303	1/91	147 246 S.A. 9 wkts
1965	Adelaide	388	8/295*	9/401* 8/224 WA. 13 runs 1st inns
1966	Perth	412	3/70	215 419 S.A. 197 runs 1st inns
1966	Adelaide	298	5/272	292 277 S.A. 5 wkts
1967	Perth	250	349	172 182 S.A. 245 runs
1968	Perth	234	278	167 250 S.A. 95 runs
1968	Adelaide	368		133 206 S.A. inns & 29 runs
1968	Adelaide	359	261	220 131 S.A. 269 runs
1968	Perth	301	329	488 0/146 WA. 10wks
1969	Adelaide	314	8/179	157 385 S.A. 157 runs 1st inns
1969	Perth	241	103	294 0/51 WA. 10 wkts
1970	Adelaide	8/432*	0/70	278 306 S.A. 154 runs 1st inns
1970	Perth	9/575*		289 175 S.A. inns & 111 runs
1971	Adelaide	9/136*		158 129 WA. 25 runs
1972	Perth	255	217	7/252* 5/221 WA. 5 wkts
1972	Adelaide	206	8/211	7 354* 193 Drawn
1973	Perth	116	232	395 WA.inns & 47 runs
1974	Adelaide	7/300*	275	165 306 S.A. 104 runs
1974	Perth	151	166	4/413* W.A. inns & 96 runs
1974	Adelaide	158	122	7/228* 8/153 WA. 2 wkts
1974	Perth	263	8/291	8/289* 7/264* S.A. 2 wkts
1975	Perth	7/330*	2/102	161 268 S.A. 8 wkts
1976	Adelaide	87	239	177 6/152 WA. 4 wkts
1976	Adelaide	234	123	245 1/113 WA.9wks
1977	Perth	125	136	340 WA. inns & 79 runs
1977	Perth	210	204	311 0/104 WA. 10 wkts

1978	Adelaide	222	131	395	WA. inns & 42 runs
1978	Adelaide	7/289*	164	9/232*	9/270* WA. 49 runs
1979	Perth	107	145	293	WA. inns & 41 runs
1979	Adelaide	4/423*	1/23	204	190 S.A. 52 runs
1980	Perth	257	8/326*	191	238 S.A. 154 runs
1980	Perth	221	233	9/350	192 WA. 88 runs
1981	Adelaide	171	243	359	4/58 WA. 6 wkts
1981	Perth	107	180	186	6/253* WA. 152 runs
1982	Adelaide	7/507*	1/19	245	280 S.A. 9 wkts
1982	Perth	324	6/209	288	7/387* Drawn
1983	Adelaide	430		200	213 WA. inns & 17 runs
1983	Adelaide	268	5/219	303	182 WA. 5 wkts
1984	Perth	328	3/290	268	3/140 Drawn
1985	Perth	408	221	8/409*	241 WA. 21 runs
1985	Adelaide	255	4/357*	337	1/117 Drawn
1985	Adelaide	404	6/103	191	459 Drawn
1986	Perth	432	8/181*	6/433*	8/128 Drawn
1986	Perth	258	206	328	2/139 WA. 8 wkts
1987	Adelaide	195	229	409	2/17 WA. 8 wkts
1988	Adelaide	158	328	237	7/250 WA. 3 wkts
1988	Perth	138	331	434	3/36 S.A. 7 wkts
1988	Adelaide	325	7/75	268	131 WA. 3 wkts
1988	Perth	128	104	8/335*	WA. inns & 103 runs
1989	Perth	494		535	1/289 Drawn
1989	Perth	366	4/207	3/565*	Drawn
1990	Adelaide	8/371*		41	186 S.A. inns & 44 runs
1990	Adelaide	168	318	332	6/156 WA. 4 wkts
1991	Perth	450		194	190 S.A. inns & 66 runs
1991	Adelaide	460	6/180*	5/338*	3/306* WA. 7 wkts
1992	Perth	201	270	468	0/6 WA. 10 wkts
1992	Perth	409	6/284*	6/304*	7/392 WA. 3 wkts
1993	Adelaide	8/344*	1/226	5/323*	9/235* S.A. 9 wkts
1993	Perth	179	283	304	1/60 WA. 9 wkts
1994	Adelaide	437		7/446*	3/174 Drawn
1994	Perth	272	4/250	254	266 S.A. 6 wkts
1995	Adelaide	397	6/342*	333	398 S.A. 8 runs
1995	Adelaide	9/353	186	304	9/376* WA. 146 runs
1996	Perth	235	390	377	9/204 Drawn
1996	Adelaide	347	9/208	9/520*	8/169* Drawn
1996	Adelaide	277	325	318	5/288 WA. 5 wkts
1996	Perth	258	7/381	8/560*	Drawn
1997	Perth	142	258	5/477*	WA. inns & 77 runs
1997	Adelaide	9/452	6/190	593	Drawn
1998	Perth	6/503*	6/209*	8/354*	8/174 Drawn
1999	Adelaide	284	229	330	4/184 WA 6 wkts
1999	Adelaide	309	195	9/314*	188 SA 2 runs
2000	Perth	330	317	392	7/256 WA 3 wkts
2000	Adelaide	282	5/358	8/480*	Drawn
2001	Peth	256	342	7/474*	6/160* WA 36 runs
2001	Adelaide	206	154	227	209 WA 76 runs
2002	Perth	301	8/277	7/346*	5/276* Drawn
2002	Perth	359	8/271*	217	5/342 Drawn
2002	Adelaide	226	221	9/520*	WA inns & 74 runs
2003	Perth	327	221	178	314 SA 56 runs
2004	Adelaide	300	250	335	302 WA 87 runs
2004	Adelaide	131	244	248	233 WA 106 runs
2005	Perth	457	8/217*	178	454 SA 42 runs

* Denotes innings declared.

Western Australia v Victoria

Played 124, Western Australia won 32, Victoria won 42, Drawn 50

Year	Venue	Victoria	West. Australia	Won by
1893	Melbourne	411	38	130 Vic. inns & 243 runs
1910	Perth	563	134	424 Vic. inns & 5 runs
1910	Fremantle	87	140	89 217 WA. 79 runs
1910	Perth	196	8/244	332 105 Vic. 2 wkts
1912	Melbourne	6/359		154 2/72 Drawn
1912	Melbourne	191	5/323	183 Drawn
1922	Perth	485		245 168 Vic. inns & 72 runs
1925	Melbourne	536		151 103 Vic. inns & 282 runs
1928	Perth	151	0/74	174 4/138* Drawn
1928	Perth	363		169 3/247 Drawn
1930	Melbourne	209	6/291	187 311 Vic. 4 wkts
1934	Melbourne	438		185 133 Vic. inns & 120 runs

1934	Melbourne	243	7/130	423	Drawn
1937	Melbourne	316	1/142*	194	139 Vic. 125 runs
1937	Melbourne	207	5/198	137	265 Vic. 5 wkts
1939	Perth	266	310	9/396*	Drawn
1939	Perth	226	3/78	257	5/225* Drawn
1947	Perth	370	9/304*	429	5/205 W.A. 59 runs 1st inns
1949	Melbourne	364	227	277	179 Vic. 135 runs
1949	Perth	259	306	154	389 Vic. 22 runs
1951	Melbourne	8/128*	2/49	126	103 Vic. 8 wkts
1951	Perth	498		213	199 Vic. inns & 86 runs
1953	Melbourne	447		131	188 Vic. inns & 128 runs
1954	Perth	287	0/50	168	165 Vic. 10 wkts
1956	Melbourne	525		152	181 Vic. inns & 192 runs
1956	Melbourne	131	242	165	6/209 W.A. 4 wkts
1957	Perth	343	1/97	166	270 Vic. 9 wkts
1957	Melbourne	9/375*		197	3/176 Vic. 178 runs 1st inns
1958	Perth	191	3/359*	157	252 Vic. 141 runs
1958	Melbourne	366		280	6/139 Vic. 86 runs 1st inns
1959	Perth	100	151	392	WA inns & 141 runs
1959	Perth	337	4/122	378	W.A. 41 runs 1st inns
1960	Melbourne	431	0/56	141	335 Vic. 10 wkts
1960	Melbourne	149	236	384	0/4 W.A. 10 wkts
1961	Perth	227	5/289	246	266 Vic. 5 wkts
1961	Melbourne	181	232	348	2/66 W.A. 8 wkts
1962	Perth	278	3/105	119	263 Vic. 7 wkts
1962	Melbourne	412	141	473	132 W.A. 52 runs
1963	Perth	121	3/241	116	243 Vic. 7 wkts
1963	Melbourne	519		247	7/335 Vic. 272 runs 1st inns
1964	Perth	307	0/81	142	245 Vic. 10 wkts
1964	Perth	208	362	391	1/50 W.A. 183 runs 1st inns
1964	Melbourne	318		455	3/72 W.A. 137 runs 1st inns
1965	Perth	9/267*	6/276	202	9/387* Vic. 65 runs 1st inns
1965	Melbourne	173	9/247	347	W.A. 174 runs 1st inns
1966	Perth	190	4 282	188	378 Vic. 2 runs 1st inns
1966	Melbourne	285	6/207	250	239 Vic. 4 wkts
1967	Perth	152	244	161	371 W.A. 136 runs
1968	Melbourne	196	227	405	0/20 W.A. 10 wkts
1968	Perth	349	1/32	158	222 Vic. 9 wkts
1968	Melbourne	394	5/221*	331	1/145 Vic. 63 runs 1st inns
1969	Melbourne	6/568*	2 60	342	2/140 Vic. 226 runs 1st inns
1970	Perth	297	0/40	8/484*	WA. 187 runs 1st inns
1970	Melbourne	328	0/114	229	212 Vic. 10 wkts
1971	Perth	9/296*	9/234*	251	7/201 Vic. 45 runs 1st inns
1971	Melbourne	73	377	357	6/94 W.A. 4 wkts
1971	Perth	262	8/107	8/308*	7/231* Drawn
1972	Melbourne	7/276*	7/355*	354	3/135 Drawn
1973	Perth	8/290*	226	8/226*	7/291 W.A. 3 wkts
1973	Perth	189	123	189	2/124 W.A. 8 wkts
1973	Melbourne	5/336*	4/198	6/268*	265 Vic. 6 wkts
1974	Melbourne	9/176*	7/248	223	200 Vic. 3 wkts
1975	Perth	5/314*	263	5/300*	5/278 W.A. 5 wkts
1975	Perth	8/302*	122	8/264*	6/162 W.A. 4 wkts
1976	Melbourne	44	135	142	2/40 W.A. 8 wkts
1976	Perth	276	202	4/308*	8/117 W.A. 2 wkts
1977	Melbourne	9/83*	392	8/371*	2/105 W.A. 8 wkts
1978	Perth	264	118	294	293 W.A. 205 runs
1978	Melbourne	133	263	265	7/268* W.A. 137 runs
1978	Perth	6/393*	4/272*	285	4/173 Drawn
1979	Melbourne	166	9/200	224	6/150* Drawn
1979	Melbourne	251	4/130	195	182 Vic. 6 wkts
1980	Perth	291	2/156	292	152 Vic. 8 wkts
1980	Perth	183	268	303	3/149 W.A. 7 wkts
1980	Melbourne	8/401	3/24	187	234 Vic. 7 wkts
1981	St. Kilda	2/487*		208	6/209 Drawn
1982	Perth	316	6/120	307	263 Drawn
1982	Perth	232	7/358*	194	7/319 Drawn
1983	Melbourne	336	6/265	8/500*	Drawn
1983	Melbourne	4/464		276	3/288 Drawn
1984	Perth	184	284	161	272 W.A. 35 runs
1984	Carlton	9/310		389	Drawn
1984	Perth	405	6/231*	280	9/245 Drawn
1985	Perth	111	7/302*	94	2/212 Drawn
1986	Melbourne	295	186	162	6/255 Drawn
1986	Perth	293	201	275	4/222 W.A. 6 wkts
1987	Melbourne	284	6/223	8/529*	Drawn
1987	Perth	8/404*	6/215	654	Drawn
1987	Melbourne	4/431*		291	3/237 Drawn
1988	Perth	333	5/256	8/427*	Drawn
1989	Perth	9/393	6/272*	3/346*	4/235 W.A. 6 wkts
1989	Melbourne	3/343		6/533	Drawn
1989	St. Kilda	8/297*	2/56	133	244 Drawn
1990	Perth	323		279	6/248 Drawn
1991	Perth	359	161	9/273*	218 Vic. 29 runs
1991	St. Kilda	342	1/64	6/418*	4/197* Drawn
1991	Perth	500	2/40	330	206 Vic. 8 wkts

1992	Melbourne	308	2/95	397	9/222*	Drawn
1992	St Kilda	352		212	3/337	Drawn
1993	Perth	265	7/457	440		Drawn
1993	Melbourne	230	4/278	322	185	Vic. 6 wkts
1994	Perth	118	155	112	7/162	W.A. 3 wkts
1994	Perth	342	161	234	241	Vic. 28 runs
1995	Melbourne	280	229	221	185	Vic. 103 runs
1995	Perth	215	9/459*	7/413*	8/238	Drawn
1996	Melbourne	152	6/456*	223	309	Vic. 76 runs
1997	Perth	332	283	495	3/121	W.A. 7 wkts
1997	Melbourne	205	224	9/458		W.A. inns & 29 runs
1998	Melbourne	9/391*	9/247*	7/237*	229	Vic 82 runs
1998	Perth	157	315	196	8/388*	WA 112 runs
1998	Perth	9/254*	203	9/319*	140	WA 2 runs
1999	Melbourne	263	6/276*	258	8/227	Drawn
1999	Perth	295	4/303*	299	5/196	Drawn
1999	Melbourne	292	169	286	164	Vic 11 runs
2001	Perth	254	239	235	181	Vic 77 runs
2001	Melbourne	7/219*	7/287	215	4/295*	Drawn
2001	Perth	272	185	386	0/72	WA 10 wkts
2002	Melbourne	6/450*	98	175	410	WA 37 runs
2002	Perth	110	237	416		WA inns & 69 runs
2003	Melbourne	486	0/45	275	253	Vic. 10 wkts
2003	St Kilda	9/355*	1/35	273	265	Drawn
2003	Perth	3/613	-	151	304	Vic Inns & 158 runs
2004	St Kilda	277	6/329*	152	408	WA 106 runs
2005	Perth	464	-	155	402	WA inns & 107 runs

* Denotes innings declared.

Western Australia v New South Wales

Played 118, Western Australia won 33, New South Wales won 49, Drawn 36

Year	Venue	West. Australia	N.S.W.	Won by
1907	Perth	307	238	310 9/238 N.S.W 1 wk
1907	Fremantle	255	185	251 184 WA. 5 runs
1912	Sydney	105	2/83	95 348 Drawn
1912	Sydney	318	207	305 8/375* N.S.W 155 runs
1923	Perth	160	172	343 N.S.W inns & 11 runs
1923	Perth	233	49	411 N.S.W inns & 129 runs
1925	Sydney	194	211	639 N.S.W inns & 234 runs
1934	Sydney	234		332 1/43 Drawn
1935	Perth	233	6/220	416 Drawn
1935	Perth	272	7/119	5/427* 1/117 Drawn
1948	Sydney	293	205	396 4/200* N.S.W. 98 runs
1949	Perth	241	247	507 N.S.W. inns 17 runs
1949	Sydney	201	188	213 290 N.S.W. 94 runs
1950	Perth	243	51	220 303 N.S.W. 229 runs
1952	Sydney	50	194	228 6/266* N.S.W 250 runs
1952	Perth	405	0/2	259 382 W.A. 146 runs 1st inns
1954	Sydney	283	181	9/297* 4/168 N.S.W. 6 wkts
1955	Perth	174	5/227	7/452* N.S.W. 278 runs 1st inns
1956	Sydney	196	187	145 318 N.S.W. 80 runs
1956	Perth	301	9/198	9/530* N.S.W. inns & 31 runs
1957	Sydney	152	344	330 4/167 N.S.W. 6 wkts
1957	Perth	8/532*		246 4/291 WA.286 runs 1st inns
1958	Sydney	306	191	451 0/47 N.S.W. 10 wkts
1959	Perth	107	207	417 N.S.W. inns & 103 runs
1959	Perth	4/487*		172 210 W.A. inns & 105 runs
1960	Sydney	203	294	9/470* 1/31 N.S.W. 9 wkts
1960	Sydney	233	162	154 248 N.S.W. 7 runs
1961	Perth	331	158	6/549* N.S.W. inns & 60 runs
1961	Sydney	176		218 2/121 N.S.W. 42 runs 1st inns
1962	Perth	272	106	218 228 N.S.W. 68 runs
1962	Sydney	262	269	7/369* 5/321* N.S.W. 159 runs
1962	Perth	159	241	445 N.S.W. inns & 45 runs
1963	Sydney	420	266	1/425* 1/262 N.S.W. 9 wkts
1964	Perth	429	8/240*	326 5/201 WA. 103 runs 1st inns
1964	Sydney	231	264	471 1/25 N.S.W. 9 wkts
1965	Perth	184	273	9/302* 5/156 N.S.W. 5 wkts
1965	Sydney	364	6/225	9/270* 9/318 W.A. 4 wkts
1966	Perth	8/459*	1/96	458 222 W.A. 1 run 1st inns
1966	Sydney	362	8/197	359 2/243* W.A. 3 runs 1st inns
1966	Perth	262	204	233 N.S.W. 13 runs
1967	Perth	336	156	195 221 W.A. 76 runs
1968	Sydney	353		121 131 W.A. inns 101 runs
1968	Sydney	6/594*		200 307 W.A. inns & 87 runs
1969	Perth	7/421*		123 255 W.A. inns 43 runs
1969	Sydney	8/331*	7/183*	306 8/229* W.A..25 runs 1st inns
1970	Perth	229	7/180	103 304 W.A. 3 wkts
1970	Sydney	160	6/168	248 190 N.S.W. 88 runs 1st inns
1971	Perth	7/414*	2/180	401 9/192* W.A. 8 wkts
1971	Sydney	7/201*	8/265*	7/207* 6/94 Drawn
1972	Perth	364	3/298	7/524

1972	Perth	275	6/141	9/147*	268	WA. 4 wkts	1957	Brisbane	192	229	371	2/53	Qld. 8 wkts
1972	Sydney	142	7/282*	100	6/325	N.S.W. 4 wkts	1957	Perth	391		396	3/110	Qld. 5 runs 1st inns
1973	Perth	7/308*	7/231*	213	6/220	Drawn	1958	Brisbane	167	8/350*	358	3/82	Qld. 191 runs 1st inns
1973	Sydney	9/225*	297	5/462*	0/61	N.S.W. 10 wkts	1959	Perth	205	2/257*	281	4/182	Qld. 6 wkts
1974	Sydney	3/491*	8/185	336	363	Drawn	1959	Perth	9/399*		117	275	WA. inns & 7 runs
1975	Perth	272	1/186	178	278	WA. 9 wkts	1960	Brisbane	295	0/107	417	4/136*	Qld. 122 runs 1st inns
1975	Perth	8/350*	6/229	8/285*	293	WA. 4 wkts	1960	Brisbane	320	5/139	353	4/170*	Qld. 33 runs 1st inns
1976	Sydney	202		4/205		N.S.W 3 runs	1961	Perth	242	161	222	8/182	Qld. 2 wkts
1976	Sydney	162	6/321	226		Drawn	1961	Brisbane	179		8/133		Drawn
1977	Perth	387	1/69	220	235	WA. 9 wkts	1961	Perth	190	2/390	382		Qld. 192 runs 1st inns
1977	Perth	153	6/370	165	357	WA. 4 wkts	1962	Brisbane	222	196	204	304	Qld. 90 runs
1978	Sydney	339	5/73	236	174	WA. 5 wkts	1963	Perth	212	3/160	145	226	WA. 7 wkts
1978	Sydney	8/476*		9/325*	8/207	Drawn	1963	Brisbane	289	3/301	3/548*		Qld. 259 runs 1st inns
1978	Perth	9/283*	2/73	166	7/408*	Drawn	1963	Perth	9/224	5/319	6/443*		Qld. 219 runs 1st inns
1979	Sydney	431	8/148*	261	5/321	N.S.W 5 wkts	1964	Brisbane	290	5/218	503		Qld. 213 runs 1st inns
1979	Perth	8/335*	1/57	383	6/310*	Drawn	1965	Perth	241	6/105	137	208	WA. 4 wkts
1980	Sydney	176	103	3/340	-	N.S.W. inns & 61 runs	1965	Brisbane	327	5/150	311	8/294*	WA. 16 runs 1st inns
1981	Perth	6/328*	7/319*	8/262*	270	WA. 115 runs	1966	Perth	8/366*	6/131	266	229	WA. 4 wkts
1981	Perth	367		215	117	WA. inns & 35 runs	1966	Perth	255		203	5/256	WA. 52 runs 1st inns
1982	Sydney	439	2/56	9/523*		Drawn	1966	Perth	7/554*		306	130	WA. inns & 118 runs
1982	Perth	428		6/502*	2/129	Drawn	1968	Perth	317	5/200*	263	8/203	WA. 54 runs 1st inns
1982	Sydney	327	197	295	6/230	N.S.W. by 4 wkts	1968	Brisbane	195	9/260*	175	145	WA. 144 runs
1983	Perth	259	238	271	280	N.S.W. 54 runs	1968	Brisbane	5/615*		282	258	WA. inns & 75 runs
1983	Perth	9/439		156	213	WA. inns & 70 runs	1969	Perth	292	9/285*	289	9/289	Qld. 1 wkt
1984	Sydney	4/359		292	1/74	Drawn	1969	Brisbane	187	8/262*	237	8/132	Qld. 50 runs 1st inns
1984	Canberra	156	9/218*	171	1/26	Drawn	1969	Perth	370	0/76	232	147	WA. 10 wkts
1984	Perth	9/387*		386	3/245	Drawn	1970	Brisbane	407		233	4/136	WA. 174 runs 1st inns
1985	Sydney	286	5/157*	187	105	N.S.W 151 runs	1970	Perth	386	2/58	197	243	WA. 8 wkts
1986	Perth	7/450*		83	321	WA. inns & 46 runs	1971	Brisbane	278	0/29	103	203	WA. 10 wkts
1986	Perth	8/514*		276	4/203	Drawn	1971	Perth	9/388*		164	131	WA. inns & 93 runs
1986	Sydney	277	1/59	345	5/186*	Drawn	1972	Brisbane	284	54	294	4/48	Qld. 6 wkts
1987	Perth	256		115	131	WA. inns & 10 runs	1973	Perth	9/250*	3/99	240	108	WA. 7 wkts
1988	Sydney	176	201	295	8/213*	N.S.W 131 runs	1973	Brisbane	150	194	9/175*	361	Qld. 192 runs
1988	Newcastle	164	250	269	7/279*	N.S.W. 134 runs	1974	Perth	298	1/40	143	192	WA. 9 wkts
1989	Perth	235	327	326	4/303	N.S.W. 67 runs	1974	Brisbane	182	219	185	4/137	Drawn
1990	Sydney	262	1/106	264		Drawn	1974	Perth	256	5/296	107	7/358	Drawn
1990	Perth	317	247	236	172	WA. 156 runs	1975	Perth	157	251	211	293	Qld. 96 runs
1990	Perth	314	7/475	4/601*		Drawn	1976	Brisbane	320		2/91		Drawn
1991	Sydney	130	406	4/475*	1/62	N.S.W. 9 wkts	1976	Brisbane	405		185	8/359	Drawn
1991	Perth	294	5/259	332		Drawn	1977	Perth	417		186	105	WA. inns & 126 runs
1992	Sydney	71	252	245	2/176*	N.S.W. by 98 runs	1977	Perth	8/315*	1/217	332	7/392*	Drawn
1992	Perth	396	344	415	281	WA. by 44 runs	1978	Brisbane	272	5/252*	343	4/53	Drawn
1992	Perth	159	286	220	5/229	NSW 5 wkts	1978	Brisbane	9/240*	5/220*	273	3/65	Drawn
1993	Sydney	467	168	452	3/186	NSW 7 wkts	1979	Perth	9/158*	208	114	171	WA. 81 runs
1993	Perth	8/503*		73	177	WA. inns & 253 runs	1979	Brisbane	163	148	206	151	Qld. 46 runs
1994	Sydney	379	135	409	1/106	N.S.W. 9 wkts	1980	Perth	6/573*	0/12	9/330*	403	Drawn
1994	Perth	4/542*	0/26	205	360	WA. 10 wkts	1980	Brisbane	261	420	439	0/82	Drawn
1995	Sydney	3/150*	6/204	5/201*	152	WA. 4 wkts	1981	Perth	8/305	289	186	9/232	Drawn
1995	Perth	4/206*	3/351*	9/211*	4/223	Drawn	1981	Brisbane	351		9/308		Drawn
1996	Sydney	402	4/193*259	5/220	Drawn		1982	Perth	353	3/301*	331	7/276	Drawn
1997	Sydney	244	1/220	126	337	WA. 9 wkts	1982	Perth	406		52	261	WA. inns & 93 runs
1997	Perth	228	1/80	89	217	WA. 9 wkts	1983	Brisbane	376		394	4/92	Drawn
1997	Sydney	361	194	138	5/477*	NSW 60 runs	1983	Perth	235	9/311	295	5/321	Drawn
1998	Perth	7/470*		150	183	WA inns & 137 runs	1984	Brisbane	240	4/192	229	1/38	Drawn
1998	Sydney	337	58	273	9/281*	NSW 159 runs	1984	Perth*	363	6/224	7/431	154	WA. 4 wkts
1999	Perth	276		56	204	WA Inn & 16 runs	1984	Brisbane	156	224	366	0/15	Qld. 10 wkts
1999	Perth	312	164	182	409	NSW 115 runs	1985	Perth	310	171	281	8/201	WA. 2 wkts
2000	Sydney	7/438*		255	149	WA Inn & 34 runs	1985	Brisbane	527		5/225		Drawn
2000	N. Sydney	413	89	226	327	NSW 51 runs	1986	Perth	322	2/195*	319		Drawn
2000	Perth	189	1/73	131	130	WA 9 wkts	1986	Brisbane	Did not bat		7/162		Drawn
2001	Sydney	578		215	4/452	Drawn	1987	Perth	298	4/194	253	238	WA. 6 wkts
2002	Perth	7/500*	6/158*	253	9/311	Drawn	1987	Brisbane	217	192	318	0/92	Qld. 10 wkts
2003	Newcastle	388	296	370	5/316*	N.S.W. 2 runs	1988	Perth	348	7/194	303	238	WA. 3 wkts
2003	Perth	110	489	8/418*	8/184	N.S.W. 2 wkts	1988	Perth	344	5/162	289	216	WA. 5 wkts
2003	Sydney	376	8/362*	436	5/303	NSW 5 wickets	1988	Brisbane	293	4/146	184	254	WA. 6 wkts
2004	Perth	6/474*	279	7/367	260	WA 126 runs	1989	Perth	7/294*		291	2/17	Drawn
2004	Sydney	137	148	419	-	NSW inns & 134 runs	1990	Brisbane	9/350*	1/81	449	4/193*	Drawn
2005	Perth	8/607*	2/108	305	409	WA 8 wkts	1990	Perth	8 607*		273	157	WA. inns & 177 runs
*Denotes innings declared.													

Western Australia v Queensland

Played 110, Western Australia won 36, Queensland won 26, Drawn 48

Year	Venue	West. Australia	Queensland	Won by	1993 Perth	298	3/318	381	233	WA / wkts
1948	Brisbane	446	192	325	130	1993 Perth	211	373	430	Qld. 9 wkts
1948	Perth	148	292	276	5/306*	1994 Brisbane	413		244	8/375 Drawn
1949	Brisbane	359	7/278*	328	170	1994 Perth	284	146	239	3/192 Qld. 7 wkts
1950	Perth	257	260	289	209	1995 Brisbane	110	241	362	Qld. inns & 11 runs
1952	Brisbane	83	165	350		1996 Perth	207	3/185	154	237 WA. 7 wkts
1952	Perth	217	267	241	142	1997 Brisbane	183	5/273	179	412 Drawn
1954	Brisbane	102	202	9/589*		1997 Perth	414	8/320	400	Qld. 160 runs
1955	Perth	287	8/268*	263	0/138	1997 Perth	165	304	320	309 Qld. 8 wkts
1956	Brisbane	365		389	1/18	1998 Brisbane	8/405*	5/106	197	313 WA 5 wkts
1956	Perth	175	3/255	290	4/301*	1998 Brisbane	309	8/356*	9/343*	5/233 Drawn

1999	Perth	245	209	375	4/81	Qld 6 wkts
1999	Brisbane	9/425*		265	129	WA Inns & 31 runs
1999	Brisbane	171	244	412	0/4	Qld. 10 wkts
2000	Perth	9/588*		173	128	WA Inns & 257 runs
2000	Perth	343	5/349	442		Drawn
2001	Brisbane	78	274	218	2/135	Qld. 8 wkts
2001	Brisbane	8/360*	207	6/403*	4/166	Qld. 6 wkts
2001	Perth	432	8/220	490		Drawn
2002	Brisbane	228	126	331	0/24	Qld 10 wkts
2003	Perth	107	201	151	3/160	Qld 7 wkts
2004	Perth	9/427*	6/3128	434	6/247	Drawn
2004	Brisbane	523	3/287	362	8/445*	WA 7 wkts
2004	Perth	512	4/234	561		Drawn
2005	Brisbane	323	4/199	354	409	Drawn

* Denotes innings declared.

Western Australia v Tasmania

Played 53, Western Australia won 23, Tasmania won 6, Drawn 24, Abandoned 1

Year	Venue	West. Australia	Tasmania	Won by		
1930	Hobart	248	7/303	290 1/42	Drawn	
1977	Perth	7/303*		147 142	W.A. inns &14 runs	
1979	Devonport	6/277*	5/232*	153 6/359	Tas. 4 wkts	
1979	Perth	256	3/273	278 250	W.A. 7 wkts	
1981	Devonport	8/252	3/121	246 123	W.A. 7 wkts	
1982	Perth	328	5/186	234 279	W.A. 5 wkts	
1982	Devonport	9/504*		201 184	W.A. inns & 109 runs	
1983	Perth	329	6/242 *	260 9/273	Drawn	
1983	Perth	284	4/320	300 6/302	W.A. 6 wkts	
1984	Launceston	324		297 6/161	Drawn	
1984	Perth	504	4/170*	359 7/212	Drawn	
1985	Hobart	5/307*	4/83	2/158*	Drawn	
1985	Perth	278		102 169	W.A. inns & 7 runs	
1986	Hobart	7/553*	5/129*	8/407*	5/171	Drawn
1986	Devonport	430	0/50	264 213	W.A. 10 wkts	
1987	Perth	531	3/97	267 357	W.A. 7 wkts	
1987	Perth	6/461*		135 189	WA.inns & 137 runs	
1988	Hobart	334	7/263*	273 209	WA. 115 runs	
1988	Hobart	2/502*		213 1/108	Drawn	
1989	Perth	273	8/312*	237 7/200	Drawn	
1989	Perth	215	7/265	6/478*	Drawn	
1990	Launceston	4/229*	116	8/287*	143 Tas. 84 runs	
1990	Perth	337	8/88	177 246	W.A. 2 wkts	
1991	Hobart	254	8/205	199 9/335*	Drawn	
1991	Hobart	331	0/35	172 193	W.A. 10 wkts	
1992	Perth	200	6/422*	358 2/99	Drawn	
1992	Perth	417	9/268	9/457*	Drawn	
1993	Hobart	321	299	7/370*	6/190	Drawn
1993	Hobart	5/473*	2/56	514		Drawn
1994	Perth	454	6/286*	4/487*	1/53	Drawn
1994	Hobart	6/502		5/47*		Drawn
1995	Perth	298	2/175	236 236	W.A. 8 wkts	
1996	Perth	224	8/361*	184 6/402	Tas. 4 wkts	
1996	Hobart	357	5/184	9/357*	183	W.A. 5 wkts
1996	Perth	4/326*	258	6/473*	4/252*	Tas. 141 runs
1997	Hobart	312	3/180	314 175	W.A. 7 wkts	
1997	Hobart	3/101*	4/367	5/366	5/101*	WA 6 wkts
1997	Perth	9/404*	9/314*	8/360*	173	WA 185 runs
1998	Perth	571	3/63	285 348	WA 7 wkts	
1998	Hobart	358	2/162*	326		Drawn
1999	Perth	6/486*	5/202*	228 248	WA 212 runs	
1999	Perth	254	6/313	7/467*		Drawn
2000	Hobart	9/457*	4/280*	4/351*	261	WA 125 runs
2000	Hobart	7/298	9/373	446 9/238*		Drawn
2001	Perth	229	139	280 1/89	Tas. 9 wkts	
2001	Perth	7/594*		337 7/237		Drawn
2002	Hobart	137	134	347		Tas. inn & 76 runs
2002	Perth	255	405	382		Drawn
2003	Hobart	3/52		179		Abandoned
2003	Perth	437	5/329*	380 7/386		Drawn
2004	Hobart	6/562*	6/270*	5/384*	9/396	Drawn
2004	Perth	9/478*	1/28	258 244	WA 9 wkts	
2005	Hobart	9/331	4/397	500 5/226	WA 6 wkts	

* Denotes innings declared

Western Australia v Australian XI

Played 11, Western Australia won nil, Australian XI won 5, drawn 6.

Year	Venue	West. Australia		Australia XI	Won by
1921	Perth	9/88		396	Drawn
1926	Perth	282	97	424	Aust. XI inns & 45 runs
1930	Perth	167	132	324	Aust. XI inns & 25 runs

1934	Perth	305		5/274		Drawn
1935	Perth	114	62	425		Aust. XI inns & 249 runs
1938	Perth	192	73	391		Aust. XI inns & 126 runs
1948	Perth	348	3/62	7/442*		Drawn
1953	Perth	179	9/260*	4/359*	3/74	Drawn
1956	Perth	267		185	5/198	Drawn
1961	Perth	351		329	0/1	Drawn
1964	Perth	357	285	5/527*	2/116	Aust. XI 8 wkts

* Denotes innings declared.

Western Australia v England

Played 26, Western Australia Won 1, England Won 8, Drawn 17.

Year	Venue	West. Australia	England	Won by		
1907	Perth	116	152	402	MCC inns & 134 runs	
1908	Perth	256	7/265	7/362*	Drawn	
1922	Perth	234		190	3/132	Drawn
1924	Perth	57	7/157	7/330*		Drawn
1924	Perth	138	69	397		MCC inns & 190 runs
1928	Perth	257		406	0/26	Drawn
1929	Perth	185	127	191	3/123	MCC 7 wkts
1932	Perth	135		334	152	Drawn
1935	Perth	232	1/23	344	266	Drawn
1936	Perth	142	147	4/469*		MCC inns & 180 runs
1946	Perth	366	1/48	477		Drawn
1950	Perth	236	4/207*	9/434*	3/121*	Drawn
1954	Perth	103	255	321	3/40	MCC 7 wkts
1958	Perth	221	3/124	351	4/146	Drawn
1962	Perth	77	274	303	0/49	MCC 10 wkts
1965	Perth	9/303*	291	5/447*	5/156*	MCC 9 runs
1970	Perth	5/257*	285	3/258*	6/256	Drawn
1974	Perth	8/265*	5/346	5/314*	177	W.A. 120 runs
1977	Perth	8/326*	4/218*	8/244*	8/239	Drawn
1978	Perth	52	78	144	126	England 140 runs
1982	Perth	167	197	156	9/209	England 1 wkt
1986	Perth	275	8/207*	152	6/153	Drawn
1990	Perth	289	4/329	246	9/222	Drawn
1994	Perth	238	5/272	245	6/393*	Drawn
1998	Perth	8/334*	3/268*	321	4/192	Drawn
2002	Perth	213	248	327	5/130	Drawn

* Denotes innings declared.

W.A. Combined XI v England, South Africa or West Indies

Played 10, W.A. Combined XI won 2, England won 1, drawn 7.

Year	Venue	Opponent	W.A.	Opponent	Won by
1929	Perth	England	310	3/186 4/241*	Drawn
1932	Perth	England	159	4/139 7/583*	Drawn
1936	Perth	England	436	497 4/120	Drawn
1946	Perth	England	462	302	Drawn
1954	Perth	England	86	163 311	MCC Inns & 62 runs
1958	Perth	England	260	349 4/257	Drawn
1962	Perth	England	317	0/115 157 270	Comb XI 10 wkts
1963	Perth	S. Africa	161	9/529 207 3/532*	Drawn
1965	Perth	England	5/231*	6/322 7/379*	4/205* Drawn
1968	Perth	W.Indies	333	3/354 254 7/432*	Comb XI 7 wkts

* Denotes innings declared.

Western Australia v South Africa

Played 7, South Africa won 3, Western Australia won nil, drawn 4.

Year	Venue	West. Australia	South Africa	Won by
1931	Perth	205 7/159	7/362* 3/151	Drawn
1932	Perth	183 62	9/488*	S.Africa inns & 243 runs
1952	Perth	306	427 3/126	Drawn
1953	Perth	76 90	212 129	S. Africa 175 runs
1963	Perth	268 9/160	297 5/132	S. Africa 5 wkts
1997	Perth	8/347* 2/147	468 3/167*	Drawn
2001	Perth	367 8/600*	367 5/390	Drawn

* Denotes innings declared.

Western Australia v West Indies

Played 10, Western Australia won 6, West Indies won 4.

Year	Venue	West. Australia	West Indies	Won by
1951	Perth	108 9/247	151 203	W.A. 1 wkt
1960	Perth	140 5/444*	97 393	WA. 94 runs
1968	Perth	199 288	361 4/127	W. Indies 6 wkts
1975	Perth	9/291* 520	479 217	W.A. 115 runs
1980	Perth	6/396* 2/87	169 313	WA. 8 wkts

1985	Perth	3/317	111	302	1/129	W. Indies 9 wkts
1988	Perth	247	3/206	213	236	WA. 7 wkts
1992	Perth	7/239*	131	280	4/326*	WI 236 runs
1996	Perth	6/293*	170	5/441*	1/26	WI 9 wkts
2000	Perth	358	3/70	132	293	W.A. 7 wkts

* Denotes innings declared.

Western Australia v New Zealand

Played 7, Western Australia won 1, New Zealand won 3, drawn 3.

Year	Venue	West. Australia	New Zealand	Won by
1954	Perth	246	133	371 7/192* N.Z. 184 runs
1961	Perth	113	3/253	249 5/173* Drawn
1971	Perth	338	0/71	417 Drawn
1974	Perth	7/397*	5/271*	6/381* 6/288 N.Z. 6 wkts
1987	Perth	131	117	9/344* N.Z. inns & 96 runs
1989	Perth	9/374*		283 7/296 Drawn
1993	Perth	508		149 350 W.A. inns & 9 runs

* Denotes innings declared.

Western Australia v India

Played 5, Western Australia won 3, drawn 2.

Year	Venue	West. Australia	India	Won by
1947	Perth	171	4/70	127 Drawn
1948	Perth	270	172	252 184 W.A. 6 runs
1967	Perth	5/480*		299 161 W.A. inns & 20 runs
1977	Perth	5/366*	6/293*	238 271 W.A. 150 runs
1980	Perth	5/296	5/262	4/312 1/116 Drawn

* Denotes innings declared.

Western Australia v Pakistan

Played 7, Western Australia won 5, drawn 2.

Year	Venue	West. Australia	Pakistan	Won by
1972	Perth	6/398*	2/94	357 133 W.A. 8 wkts
1976	Perth	7/261*	4/333	274 5/319* W.A. 6 wkts
1981	Perth	545		9/380* 2/92 Drawn
1983	Perth	349	4/187	290 242 W.A. 6 wkts
1989	Perth	9/389*		75 245 W.A. inns & 78 runs
1995	Perth	4/402*	7/189*	164 8/226 Drawn
2004	Perth	9/404*	0/34	262 174 WA 10 wkts

* Denotes innings declared.

Western Australia v Sri Lanka

Played 2, Sri Lanka won 1, drawn 1.

Year	Venue	West. Australia	Sri Lanka	Won by
1984	Perth	7/245*	79	8/217* 3/108 Sri Lanka, 7 wkts
1987†	Perth	8/484		6/382* Drawn

* Denotes innings declared.

† Not a first class match.

Western Australia v Tamil Nadu

Played 2, Western Australia won 1, drawn 1.

Year	Venue	West. Australia	Tamil Nadu	Won by
1988	Perth	2/438*	159	228 W.A. inns & 51 runs
1989	Madras	8/271	503	Drawn

* Denotes innings declared.

Western Australia v World XI

Year	Venue	World XI	West Australia	Won by
1971	Perth	320	9/288*	255 281 World XI, 72 runs

* Denotes innings declared.

Western Australia v Aust. Services XI

Played 1, drawn 1.

Year	Venue	West. Australia	Services XI
1945	Perth	323	2/144 301

Western Australia v Zimbabwe

Played 1, Drawn 1

Year	Venue	West. Australia	Zimbabwe	Won By
2003	Perth	6/207*	4/266	330 6/146* Drawn1985 Perth

Geoff Marsh and Mike Veletta shared a massive opening partnership against Tamil Nadu, WACA Ground 1988.





First-Class Cricket Outstanding Bowling Performances

14 WICKETS IN A MATCH

Alderman T.M.	14 for 87 v New South Wales, Perth	1981-82
---------------	------------------------------------	---------

13 WICKETS IN A MATCH

Selk R.A.	13 for 77 v Victoria, Fremantle	1909-10
-----------	---------------------------------	---------

12 WICKETS IN A MATCH

Brayshaw I.J.	12 for 90 v Victoria, Perth	1967-68
Lillee D.K.	12 for 113 v South Australia, Adelaide	1975-76
Selk R.A.	12 for 127 v South Australia, Perth	1905-06

11 WICKETS IN A MATCH

Mulder B.	11 for 67 v NSW, Perth	1996-97
Yardley B.	11 for 98 v Tasmania, Devonport	1980-81
Christian A.H.	11 for 123 v South Australia, Perth	1908-09
Lock G.A.R.	11 for 131 v Queensland, Brisbane	1968-69
Puckett C.W.	11 for 134 v India, Perth	1947-48
Gorringe H.R.	11 for 138 v Queensland, Perth	1952-53
Reid B.A.	11 for 143 v South Australia, Adelaide	1990-91
Christian A.H.	11 for 200 v South Australia, Fremantle	1908-09

10 WICKETS IN AN INNINGS

Brayshaw I.J.	10 for 44 v Victoria, Perth	1967-68
---------------	-----------------------------	---------

5 WICKETS OR MORE IN AN INNINGS

Alderman T.M.	* 5 for 65 v N.S.W., Sydney	1974-75
	5 for 65 v N.S.W., Perth	1976-77
	6 for 63 v South Australia, Perth	1978-79
	5 for 47 v West Indies, Perth	1979-80
	6 for 80 v Queensland, Perth	1979-80
	7 for 49 v South Australia, Perth	1981-82
	7 for 59 v New South Wales, Perth	1981-82
	7 for 28 v New South Wales, Perth	1981-82
	5 for 65 v Victoria, Perth	1982-83
	5 for 63 v England, Perth	1982-83
	5 for 67 v England, Perth	1982-83
	5 for 79 v Victoria, Perth	1983-84
	6 for 109 v South Australia, Perth	1984-85
	6 for 42 v Queensland, Perth	1984-85
	5 for 35 v New South Wales, Perth	1987-88
	6 for 91 v Queensland, Perth	1987-88
	5 for 29 v South Australia, Adelaide	1988-89
	5 for 26 v South Australia, Perth	1988-89
	5 for 62 v New South Wales, Sydney	1989-90
	5 for 51 v Queensland, Brisbane	1991-92
Angel, J.	5 for 59 v West Indies, Perth	1992-93
	6 for 71 v Victoria, Perth	1992-93
	5 for 32 v New Zealand, Perth	1993-94
	5 for 108 v New Zealand, Perth	1993-94
	5 for 57 v New South Wales, Perth	1993-94
	5 for 59 v South Australia, Perth	1993-94
	5 for 62 v New South Wales, Perth	1994-95
	5 for 87 v Victoria, Perth	1994-95
	5 for 90 v Queensland, Brisbane	1995-96
	5 for 45 v Queensland, Perth	1995-96
	6 for 68 v Tasmania, Perth	1995-96
	5 for 64 v Victoria, Melbourne	1998-99
	6 for 64 v New South Wales, Sydney	1999-00
	5 for 78 v Tasmania, Perth	2000-01
	6 for 52 v Victoria, Perth	2001-02
	6 for 35 v Queensland, Perth	2002-03
Atkinson M.P.	5 for 92 v Tasmania, Perth	1997-98
Bevan H.G.	5 for 106 v Victoria, Perth	1956-57
	5 for 55 v New Zealand, Perth	1961-62
	5 for 44 v Victoria, Melbourne	1961-62

	6 for 65 v N.S.W., Perth	1961-62
	6 for 22 v Queensland, Perth	1962-63
	6 for 93 v South Africa, Perth	1963-64
	5 for 68 Com XI v S. Africa, Perth	1963-64
Bishop E.G.	* 5 for 60 v South Australia, Adelaide	1892-93
Blundell G.R.	5 for 59 v M.C.C., Perth	1924-25
Brayshaw I.J.	5 for 66 v N.S.W., Sydney	1965-66
	5 for 74 v Queensland, Brisbane	1965-66
	6 for 48 v Queensland, Perth	1975-76
	5 for 59 v South Australia, Adelaide	1977-78
	6 for 29 v Victoria, Perth	1977-78
	5 for 26 v Victoria, Melbourne	1977-78
Breman T.G.	6 for 76 v Queensland, Perth	1985-86
Capes, P.A.	5 for 95 v Tasmania, Perth	1988-89
	5 for 69 v Tasmania, Perth	1988-89
	5 for 74 v Queensland, Perth	1988-89
	6 for 92 v Pakistan, Perth	1989-90
Casson B.	6 for 64 v South Australia, Adelaide	2002-03
	5 for 109 v Queensland, Perth	2003-04
Christian A.H.	5 for 132 v M.C.C., Perth	1907-08
	7 for 144 v South Australia, Fremantle	1908-09
	5 for 67 v South Australia, Perth	1908-09
	6 for 56 v South Australia, Perth	1908-09
	6 for 40 v N.S.W., Sydney	1912-13
Clark M.W.	5 for 47 v South Australia, Perth	2002-03
Clark W.M.	6 for 47 v South Australia, Adelaide	1978-79
	5 for 54 v Victoria, Melbourne	1978-79
	6 for 39 v Queensland, Perth	1978-79
	5 for 125 v South Australia, Perth	1982-83
Coyne T.H.	* 5 for 27 v South Australia, Perth	1905-06
Cumming K.R.	6 for 62 v Victoria, Perth	1947-48
Duffy W.V.	5 for 124 v Victoria, Melbourne	1892-93
Dunn W.P.	5 for 71 v Victoria, Melbourne	1948-49
	6 for 26 v South Australia, Perth	1949-50
Edmondson B.M.	5 for 90 v South Australia, Perth	2003-04
Evans W.A.	5 for 37 v South Australia, Perth	1926-27
Eyres G.	5 for 58 v South Australia, Adelaide	1937-38
	5 for 47 v Victoria, Perth	1938-39
Francis S.G.	* 5 for 94 v N.S.W., Sydney	1933-34
	5 for 49 v South Australia, Adelaide	1933-34
Gannon J.B.	6 for 107 v South Australia, Perth	1966-67
	5 for 97 v Victoria, Melbourne	1971-72
Gardiner G.A.	5 for 21 v Victoria, Melbourne	1937-38
Gaunt R.A.	7 for 104 v N.S.W., Sydney	1956-57
	5 for 77 v N.S.W., Perth	1957-58
	5 for 116 v Queensland, Perth	1957-58
	6 for 81 v Queensland, Brisbane	1958-59
	5 for 52 v Queensland, Perth	1959-60
Gorringe H.R.	8 for 56 v Queensland, Perth	1952-53
	5 for 92 v South Australia, Adelaide	1954-55
Halcombe R.A.	5 for 40 v Victoria, Perth	1938-39
Herbert M.U.	7 for 45 v India, Perth	1947-48
	5 for 82 v Victoria, Perth	1949-50
Hoare D.E.	6 for 85 v South Australia Adelaide	1958-59
	5 for 103 v N.S.W., Perth	1958-59
	6 for 89 v South Australia, Perth	1958-59
	5 for 95 v Victoria, Melbourne	1959-60
	6 for 18 v South Australia, Perth	1959-60
	5 for 56 v West Indies, Perth	1960-61

	6 for 76 v South Australia, Perth	1960-61		6 for 101 v Victoria, Perth	1963-64
	5 for 56 v Queensland, Perth	1960-61		5 for 42 v Queensland, Perth	1964-65
	5 for 98 v Queensland, Brisbane	1964-65		6 for 100 v N.S.W., Perth	1965-66
	8 for 98 v N.S.W., Perth	1964-65		5 for 53 v N.S.W., Perth	1967-68
	5 for 60 v M.C.C., Perth	1962-63		5 for 81 v South Australia, Adelaide	1967-68
Hogan T.G.	6 for 91 v New South Wales, Sydney	1982-83		5 for 51 v Queensland, Brisbane	1973-74
	5 for 74 v Queensland, Brisbane	1982-83	Macleay K.H.	5 for 26 v Victoria, Perth	1982-83
	5 for 31 v Victoria, Perth	1983-84		5 for 12 v Queensland, Perth	1982-83
	5 for 106 v Victoria, Perth	1984-85		5 for 54 v Tasmania, Perth	1984-85
	6 for 57 v Tasmania, Hobart	1987-88		5 for 115 v West Indies, Perth	1984-85
	5 for 60 v Tasmania, Launceston	1989-90		6 for 93 v N.S.W., Perth	1985-86
Hogg G.B.	5 for 59 v South Australia, Adelaide	1995-96		5 for 99 v Queensland, Perth	1987-88
	5 for 126 v Victoria, Perth	1995-96	Magoffin S.J.	5 for 76 v Tasmania, Hobart	2004-05
	5 for 53 v New South Wales, Sydney	1999-00	Malone M.F.	5 for 72 v Queensland, Perth	1975-76
	6 for 44 v Tasmania, Perth	2004-05		5 for 28 v Victoria, Melbourne	1975-76
Hubble J.M.	7 for 49 v Queensland, Perth	1972-73		5 for 68 v South Australia, Adelaide	1976-77
Inverarity M.	* 6 for 162 v Victoria, Melbourne	1925-26		6 for 33 v Victoria, Melbourne	1976-77
	6 for 179 v South Australia, Adelaide	1925-26		5 for 45 v Queensland, Perth	1976-77
	5 for 144 v South Africa, Perth	1931-32		5 for 51 v N.S.W., Perth	1976-77
Julian B.P.	5 for 26 v Tasmania, Hobart	1991-92		5 for 83 v Queensland, Brisbane	1979-80
	5 for 72 v West Indies, Perth	1992-93	Mann A.L.	5 for 34 v N.S.W., Perth	1969-70
	5 for 84 v Victoria, St Kilda	1992-93		5 for 65 v Queensland, Perth	1969-70
	5 for 103 v Queensland, Perth	1992-93		5 for 88 v Victoria, Perth	1969-70
	5 for 34 v N.S.W., Perth	1993-94		6 for 94 v South Australia, Adelaide	1974-75
	5 for 58 v N.S.W., Perth	1994-95		5 for 43 v Tasmania, Perth	1977-78
	5 for 59 v Tasmania, Perth	1994-95	Marks V.J.	5 for 55 v Victoria, Perth	1986-87
	5 for 63 v Tasmania, Perth	1994-95	Matthews C.D.	5 for 23 v Victoria, Perth	1985-86
	5 for 70 v South Australia, Adelaide	1995-96		5 for 40 v New South Wales, Perth	1985-86
	5 for 58 v N.S.W., Sydney	1995-96		6 for 75 v N.S.W., Perth	1986-87
	5 for 95 v South Australia, Adelaide	1995-96		6 for 84 v Victoria, Perth	1986-87
	5 for 98 v South Australia, Adelaide	1996-97		6 for 46 v Tasmania, Perth	1986-87
	7 for 48 v Victoria, Melbourne	1996-97		6 for 56 v New South Wales, Perth	1987-88
	7 for 39 v New South Wales, Sydney	1997-98		6 for 77 v Tasmania, Hobart	1987-88
	6 for 45 v South Australia, Perth	1997-98		8 for 101 v Queensland, Perth	1987-88
Lillee D.K.	7 for 36 v South Australia, Perth	1969-70		5 for 84 v West Indies, Perth	1988-89
	5 for 65 v N.S.W., Perth	1970-71		5 for 72 v Queensland, Brisbane	1989-90
	6 for 24 v Queensland, Brisbane	1971-72		6 for 81 v New South Wales, Perth	1989-90
	5 for 75 v Victoria, Perth	1971-72		7 for 22 v Pakistan, Perth	1989-90
	6 for 30 v Pakistan, Perth	1972-73		6 for 48 v Tasmania, Hobart	1990-91
	6 for 43 v N.S.W., Sydney	1972-73		5 for 66 v England, Perth	1990-91
	5 for 87 v South Australia, Adelaide	1972-73	Mayne L.C.	* 7 for 75 v N.S.W., Perth	1961-62
	5 for 58 v Victoria, Perth	1975-76		5 for 139 v N.S.W., Perth	1963-64
	7 for 41 v South Australia, Adelaide	1975-76		5 for 43 v Queensland, Brisbane	1967-68
	5 for 72 v South Australia, Adelaide	1975-76		6 for 59 v N.S.W., Sydney	1967-68
	5 for 68 v South Australia, Adelaide	1976-77		5 for 56 v Victoria, Melbourne	1967-68
	6 for 78 v Victoria, Perth	1976-77	Moody T.M.	7 for 43 v Victoria, Perth	1990-91
	5 for 44 v South Australia, Perth	1976-77		7 for 38 v Tasmania, Hobart	1995-96
	5 for 37 v South Australia, Perth	1976-77		7 for 41 v Tasmania, Hobart	1996-97
	6 for 94 v Queensland, Brisbane	1979-80		5 for 20 v South Australia, Perth	1997-98
	5 for 157 v Victoria, Perth	1980-81		5 for 26 v N.S.W., Perth	2000-01
	6 for 97 v Queensland, Brisbane	1980-81	Mulder B.	6 for 125 v Victoria, Melbourne	1985-86
	6 for 62 v N.S.W., Perth	1983-84		6 for 65 v NSW, Perth	1996-97
	5 for 63 v Victoria, Perth	1983-84		5 for 2 v NSW, Perth	1996-97
Lock G.A.R.	7 for 53 v Victoria, Melbourne	1962-63	Nicholls P.A.	* 5 for 68 v South Australia, Adelaide	1971-72
	5 for 90 v Victoria, Perth	1964-65	Nicholson M.J.	7 for 77 v England, Perth	1998-99
	5 for 61 v Victoria, Melbourne	1965-66		5 for 49 v South Australia, Perth	1998-99
	5 for 118 v South Australia, Adelaide	1965-66		5 for 75 v Tasmania, Hobart	1998-99
	5 for 93 v South Australia, Perth	1965-66		5 for 68v. South Africa, Perth	2001-02
	5 for 77 v Victoria, Melbourne	1966-67	O'Dwyer T.E.	5 for 47 v South Australia, Perth	1947-48
	5 for 68 v N.S.W., Perth	1966-67		7 for 79 v Queensland, Brisbane	1947-48
	6 for 85 v Queensland, Perth	1966-67		6 for 164 v N.S.W., Perth	1948-49
	5 for 45 v Queensland, Brisbane	1967-68	Outridge T.M.	5 for 78 v Victoria, Melbourne	1952-53
	5 for 62 v Queensland, Perth	1967-68	Paulsen R.G.	6 for 106 v N.S.W., Sydney	1974-75
	5 for 61 v Victoria, Melbourne	1967-68		7 for 41 v M.C.C., Perth	1974-75
	5 for 36 v Victoria, Perth	1967-68		8 for 71 v West Indies, Perth	1975-76
	5 for 103 v Victoria, Perth	1968-69	Preen A.T.	6 for 97 v Victoria, Melbourne	1955-56
	7 for 61 v Queensland, Brisbane	1968-69	Price R.H.	5 for 68 v Queensland, Perth	1950-51
	5 for 104 v South Australia, Perth	1968-69		5 for 49 v Queensland, Perth	1950-51
	5 for 53 v Queensland, Brisbane	1969-70		5 for 70 v N.S.W., Sydney	1951-52
McCague M.J.	* 5 for 105 v Victoria, St Kilda	1990-91		5 for 83 v Victoria, Perth	1953-54
McKenzie G.D.	5 for 50 v N.S.W., Sydney	1961-62			

Puckett C.W.	5 for 126 v M.C.C., Perth 6 for 48 v Queensland, Brisbane 5 for 56 v India, Perth 6 for 78 v India, Perth 5 for 71 v Queensland, Perth 5 for 136 v Victoria, Melbourne 5 for 95 v N.S.W., Sydney 6 for 68 v Queensland, Brisbane 5 for 80 v Victoria, Perth 5 for 114 v Victoria, Perth 6 for 35 v South Australia, Perth 5 for 45 v West Indies, Perth 5 for 119 v South Africa, Perth	1946-47 1947-48 1947-48 1947-48 1948-49 1948-49 1949-50 1949-50 1949-50 1949-50 1951-52 1951-52 1952-53	Swan G.G. Taaffe F.H. Watson G.D. Williams B.A. Wilson P. Worthington P.C. Yardley B. Zimbulis A.G. Zoehrer T.J.	* 5 for 54 v South Australia, Perth 5 for 89 v N.S.W., Perth 5 for 68 v Victoria, Perth 5 for 68 v Queensland, Perth 5 for 53 v N.S.W., Perth 5 for 69 v South Australia, Perth * 6 for 74 v Victoria, Perth 5 for 49 v South Australia 5 for 79 v Victoria, Melbourne 5 for 86 v Queensland, Brisbane 5 for 38 v Queensland, Perth 5 for 38 v South Australia, Adelaide 5 for 48 v Tasmania, Hobart * 6 for 76 v Victoria, Perth 6 for 59 v South Australia, Perth 6 for 62 v N.S.W., Sydney 7 for 44 v South Australia, Adelaide 5 for 54 v England, Perth 5 for 61 v Victoria, Melbourne 5 for 65 v Queensland, Perth 5 for 27 v South Australia, Perth 5 for 112 v Victoria, Perth 7 for 62 v Tasmania, Devonport 5 for 85 v South Australia, Perth 5 for 41 v Tasmania, Devonport 5 for 68 v Tasmania, Devonport 5 for 117 v Tasmania, Perth 5 for 60 v Victoria, Melbourne 5 for 58 v South Australia, Adelaide	1999-00 1922-23 1972-73 1972-73 1973-74 1973-74 1999-00 1999-00 1999-00 1999-00 1999-00 2002-03 2002-03 2002-03 2003-04 1976-77 1977-78 1978-79 1978-79 1978-79 1980-81 1980-81 1980-81 1982-83 1982-83 1982-83 1937-38 1991-92
Reid B.A.	6 for 54 v Tasmania, Perth 5 for 34 v South Australia, Perth 6 for 94 v South Australia, Adelaide 5 for 49 v South Australia, Adelaide 5 for 55 v Tasmania, Hobart 5 for 34 v Victoria, Perth 5 for 36 v Victoria, Perth	1985-86 1987-88 1990-91 1990-91 1991-92 1993-94 1995-96			
Selk R.A.	7 for 108 v South Australia, Perth 5 for 19 v South Australia, Perth 5 for 103 v South Australia, Fremantle 8 for 28 v Victoria, Fremantle 5 for 49 v Victoria, Fremantle 5 for 73 v Victoria, Perth	1905-06 1905-06 1905-06 1909-10 1909-10 1909-10			
Simpson R.B.	5 for 45 v N.S.W., Perth	1959-60			
Strauss R.B.	7 for 75 v South Africa, Perth 7 for 59 v South Australia, Adelaide 5 for 47 v Victoria, Melbourne 6 for 66 v N.S.W., Sydney 5 for 51 v South Australia, Perth 5 for 39 v Victoria, Perth 5 for 79 v Queensland, Perth 5 for 99 v Com XI v M.C.C., Perth 5 for 100 v Queensland, Brisbane	1952-53 1956-57 1956-57 1956-57 1957-58 1958-59 1958-59 1958-59 1959-60			
					* denotes 5 wickets in an innings on debut for WA

Five Wickets in an Innings at each Venue

OPPONENTS	VENUES										TOTALS
	Perth	St Kilda	Sydney	Brisbane	Adelaide	Fremantle	Hobart	Launceston	Devonport	Melbourne	
New SouthWales	33		19								52
Queensland	33			21							54
South Australia	36				30	2					68
Tasmania	13						10	1	3		27
Victoria	40	1				2				27	70
England (MCC)	11										11
India	3										3
New Zealand	3										3
Pakistan	3										3
South Africa	5										5
West Indies	8										8
TOTALS	188	1	19	21	30	4	10	1	3	27	304

Five Wickets or More in an Innings



10/44	I.J. Brayshaw	v Victoria, Perth	1967-68	6/65	H.G. Bevan	v NSW, Perth	1961-62
8/28	R.A. Selk	v Victoria, Fremantle	1909-10	6/65	B. Mulder	v NSW, Perth	1996-97
8/56	H.R. Gorringer	v Queensland, Perth	1952-53	6/66	R.B. Strauss	v NSW, Sydney	1956-57
8/71	R.G. Paulsen	v West Indies, Perth	1975-76	6/68	C.W. Puckett	v Queensland, Brisbane	1949-50
8/98	D.E. Hoare	v NSW, Perth	1964-65	6/68	J. Angel	v Tasmania, Perth	1995-96
8/101	C.D. Matthews	v Queensland, Perth	1987-88	6/71	J. Angel	v Victoria, Perth	1992-93
7/22	C.D. Matthews	v Pakistan, Perth	1989-90	6/74	B.A. Williams	v Victoria, Perth	1999-00
7/28	T.M. Alderman	v NSW, Perth	1981-82	6/75	C.D. Matthews	v NSW, Perth	1986-87
7/36	D.K. Lillee	v South Australia, Perth	1969-70	6/76	T. Brehan	v Queensland, Perth	1985-86
7/38	T.M. Moody	v Tasmania, Hobart	1995-96	6/76	D.E. Hoare	v South Australia, Perth	1960-61
7/39	B.P. Julian	v New South Wales, Sydney	1997-98	6/76	P. Wilson	v Victoria, Perth	2002-03
7/41	D.K. Lillee	v South Australia, Adelaide	1975-76	6/77	C.D. Matthews	v Tasmania, Hobart	1987-88
7/41	R.G. Paulsen	v MCC, Perth	1974-75	6/78	D.K. Lillee	v Victoria, Perth	1976-77
7/41	T.M. Moody	v Tasmania, Hobart	1996-97	6/78	C.D. Puckett	v India, Perth	1947-48
7/43	T.M. Moody	v Victoria, Perth	1990-91	6/80	T.M. Alderman	v Queensland, Perth	1979-80
7/44	B. Yardley	v South Australia, Adelaide	1977-78	6/81	R.A. Gaunt	v Queensland, Brisbane	1958-59
7/45	M.U. Herbert	v India, Perth	1947-48	6/81	C.D. Matthews	v NSW, Perth	1989-90
7/48	B.P. Julian	v Victoria, Melbourne	1996-97	6/84	C.D. Matthews	v Victoria, Perth	1986-87
7/49	T.M. Alderman	v South Australia, Perth	1981-82	6/85	D.E. Hoare	v South Australia, Adelaide	1958-59
7/49	J.M. Hubble	v Queensland, Perth	1972-73	6/85	G.A.R. Lock	v Queensland, Perth	1966-67
7/53	G.A.R. Lock	v Victoria, Melbourne	1962-63	6/89	D.E. Hoare	v South Australia, Perth	1958-59
7/59	T.M. Alderman	v NSW, Perth	1981-82	6/91	T.G. Hogan	v NSW, Sydney	1982-83
7/59	R.B. Strauss	v South Australia, Adelaide	1956-57	6/91	T.M. Alderman	v Queensland, Perth	1987-88
7/61	G.A.R. Lock	v Queensland, Brisbane	1968-69	6/92	P.A. Capes	v Pakistan, Perth	1989-90
7/62	B. Yardley	v Tasmania, Devonport	1980-81	6/93	H.G. Bevan	v South Africa, Perth	1963-64
7/75	L.C. Mayne	v NSW, Perth	1961-62	6/93	K.H. Macleay	v NSW, Perth	1985-86
7/75	R.B. Strauss	v South Africa, Perth	1952-53	6/94	D.K. Lillee	v Queensland, Brisbane	1979-80
7/77	M.J. Nicholson	v England, Perth	1998-99	6/94	A.L. Mann	v South Australia, Adelaide	1974-75
7/79	T.E. O'Dwyer	v Queensland, Brisbane	1947-48	6/94	B.A. Reid	v South Australia, Adelaide	1990-91
7/104	R.A. Gaunt	v NSW, Sydney	1956-57	6/97	D.K. Lillee	v Queensland, Brisbane	1980-81
7/108	R.A. Selk	v South Australia, Perth	1905-06	6/97	A.T. Preen	v Victoria, Melbourne	1955-56
7/144	A.H. Christian	v South Australia, Fremantle	1908-09	6/100	G.D. McKenzie	v NSW, Perth	1965-66
6/18	D.E. Hoare	v South Australia, Perth	1959-60	6/101	G.D. McKenzie	v Victoria, Perth	1963-64
6/22	H.G. Bevan	v Queensland, Perth	1962-63	6/106	H.G. Bevan	v Victoria, Perth	1956-57
6/24	D.K. Lillee	v Queensland, Brisbane	1971-72	6/106	R.G. Paulsen	v NSW, Sydney	1974-75
6/26	W.P. Dunn	v South Australia, Perth	1949-50	6/107	J.B. Gannon	v South Australia, Perth	1966-67
6/29	I.J. Brayshaw	v Victoria, Perth	1977-78	6/109	T.M. Alderman	v South Australia, Perth	1984-85
6/30	D.K. Lillee	v Pakistan, Perth	1972-73	6/125	B. Mulder	v Victoria, Melbourne	1985-86
6/33	M.F. Malone	v Victoria, Melbourne	1976-77	6/162	M. Inverarity	v Victoria, Melbourne	1925-26
6/35	C.W. Puckett	v South Australia, Perth	1951-52	6/164	T.E. O'Dwyer	v NSW, Perth	1948-49
6/35	J. Angel	v Queensland, Perth	2002-03	6/179	M. Inverarity	v South Australia, Adelaide	1925-26
6/39	W.M. Clark	v Queensland, Perth	1978-79	5/2	B. Mulder	v NSW, Perth	1996-97
6/40	A.H. Christian	v NSW, Sydney	1912-13	5/12	K.H. Macleay	v Queensland, Perth	1982-83
6/42	T.M. Alderman	v Queensland, Perth	1984-85	5/19	R.A. Selk	v South Australia, Perth	1905-06
6/43	D.K. Lillee	v NSW, Sydney	1972-73	5/20	T.M. Moody	v South Australia, Perth	1997-98
6/44	G.B. Hogg	v Tasmania, Perth	2004-05	5/21	G.A. Gardiner	v Victoria, Melbourne	1937-38
6/45	B.P. Julian	v South Australia, Perth	1997-98	5/23	C.D. Matthews	v Victoria, Perth	1985-86
6/46	C.D. Matthews	v Tasmania, Perth	1986-87	5/26	T.M. Alderman	v South Australia, Perth	1988-89
6/47	W.M. Clark	v South Australia, Adelaide	1978-79	5/26	I.J. Brayshaw	v Victoria, Melbourne	1977-78
6/48	I.J. Brayshaw	v Queensland, Perth	1975-76	5/26	B.P. Julian	v Tasmania, Hobart	1991-92
6/48	C.D. Matthews	v Tasmania, Hobart	1990-91	5/26	K.H. Macleay	v Victoria, Perth	1982-83
6/48	C.W. Puckett	v Queensland, Brisbane	1947-48	5/26	T.M. Moody	v NSW, Perth	2000-01
6/52	J. Angel	v Victoria, Perth	2001-02	5/27	T.H. Coyne	v South Australia, Perth	1905-06
6/54	B.A. Reid	v Tasmania, Perth	1985-86	5/27	B. Yardley	v South Australia, Perth	1978-79
6/55	B.A. Reid	v Tasmania, Hobart	1991-92	5/28	M.F. Malone	v Victoria, Melbourne	1975-76
6/56	A.H. Christian	v South Australia, Perth	1908-09	5/29	T.M. Alderman	v South Australia, Adelaide	1988-89
6/56	C.D. Matthews	v NSW, Perth	1987-88	5/31	T.G. Hogan	v Victoria, Perth	1983-84
6/57	T.G. Hogan	v Tasmania, Hobart	1987-88	5/32	J. Angel	v New Zealand, Perth	1993-94
6/59	L.C. Mayne	v NSW, Sydney	1967-68	5/34	A.L. Mann	v NSW, Perth	1969-70
6/59	P.C. Worthington	v South Australia, Perth	2003-04	5/34	B.A. Reid	v South Australia, Perth	1987-88
6/62	K.R. Cumming	v Victoria, Perth	1947-48	5/34	B.P. Julian	v NSW, Perth	1993-94
6/62	D.K. Lillee	v NSW, Perth	1983-84	5/35	T.M. Alderman	v NSW, Perth	1987-88
6/62	B. Yardley	v NSW, Sydney	1976-77	5/36	G.A.R. Lock	v Victoria, Perth	1967-68
6/63	T.M. Alderman	v South Australia, Perth	1978-79	5/36	B.A. Reid	v Victoria, Perth	1995-96
6/64	J. Angel	v New South Wales, Sydney	1999-00	5/37	W.A. Evans	v South Australia, Perth	1926-27
6/64	B. Casson	v South Australia, Adelaide	2002-03	5/37	D.K. Lillee	v South Australia, Perth	1976-77

5/38	B.A. Williams	v Queensland, Perth	1999-00	5/65	T.M. Alderman	v NSW, Sydney	1974-75
5/38	B.A. Williams	v South Australia, Adelaide	2002-03	5/65	T.M. Alderman	v NSW, Perth	1976-77
5/39	R.B. Strauss	v Victoria, Perth	1958-59	5/65	T.M. Alderman	v Victoria, Perth	1982-83
5/40	R.A. Halcombe	v Victoria, Perth	1938-39	5/65	D.K. Lillee	v NSW, Perth	1970-71
5/40	C.D. Matthews	v NSW, Perth	1985-86	5/65	A.L. Mann	v Queensland, Perth	1969-70
5/41	B. Yardley	v Tasmania, Devonport	1982-83	5/65	B. Yardley	v Queensland, Perth	1978-79
5/42	G.D. McKenzie	v Queensland, Perth	1964-65	5/66	I.I. Brayshaw	v NSW, Sydney	1965-66
5/43	A.L. Mann	v Tasmania, Perth	1977-78	5/66	C.D. Matthews	v England, Perth	1990-91
5/43	L.C. Mayne	v Queensland, Brisbane	1967-68	5/67	T.M. Alderman	v England, Perth	1982-83
5/44	H.G. Bevan	v Victoria, Melbourne	1961-62	5/67	A.H. Christian	v South Australia, Perth	1908-09
5/44	D.K. Lillee	v South Australia Perth	1976-77	5/68	H.G. Bevan	v South Africa, Perth	1963-64
5/45	G.A.R. Lock	v Queensland, Brisbane	1967-68	5/68	D.K. Lillee	v South Australia, Adelaide	1976-77
5/45	M.F. Malone	v Queensland, Perth	1976-77	5/68	G.A.R. Lock	v NSW, Perth	1966-67
5/45	C.W. Puckett	v West Indies, Perth	1951-52	5/68	M.F. Malone	v South Australia, Adelaide	1976-77
5/45	R.B. Simpson	v NSW, Perth	1959-60	5/68	P.A. Nicholls	v South Australia, Adelaide	1971-72
5/45	J. Angel	v Queensland, Perth	1995-96	5/68	R.H. Price	v Queensland, Perth	1950-51
5/47	T.M. Alderman	v West Indies, Perth	1979-80	5/68	G.D. Watson	v Victoria, Perth	1972-73
5/47	G. Eyres	v Victoria, Perth	1938-39	5/68	G.D. Watson	v Queensland, Perth	1972-73
5/47	T.E. O'Dwyer	v South Australia, Perth	1947-48	5/68	B. Yardley	v Tasmania, Devonport	1982-83
5/47	R.B. Strauss	v Victoria, Melbourne	1956-57	5/68	M.J. Nicholson	v South Africa, Perth	2001-02
5/47	M.W.M. Clark	v South Australia, Perth	2002-03	5/69	P.A. Capes	v Tasmania, Perth	1988-89
5/48	B.A. Williams	v Tasmania, Hobart	2002-03	5/69	G.D. Watson	v South Australia, Perth	1973-74
5/49	S.G. Francis	v South Australia, Adelaide	1933-34	5/70	R.H. Price	v NSW, Sydney	1951-52
5/49	R.H. Price	v Queensland, Perth	1950-51	5/70	B.P. Julian	v South Australia, Adelaide	1995-96
5/49	B.A. Reid	v South Australia, Adelaide	1990-91	5/71	W.P. Dunn	v Victoria, Melbourne	1948-49
5/49	R.A. Selk	v Victoria, Fremantle	1909-10	5/71	C.W. Puckett	v Queensland, Perth	1948-49
5/49	M.J. Nicholson	v South Australia, Perth	1998-99	5/72	D.K. Lillee	v South Australia, Adelaide	1975-76
5/49	B.A. Williams	v South Australia, Adelaide	1999-00	5/72	M.F. Malone	v Queensland, Perth	1975-76
5/50	G.D. McKenzie	v NSW, Sydney	1961-62	5/72	C.D. Matthews	v Queensland, Brisbane	1989-90
5/51	G.D. McKenzie	v Queensland, Brisbane	1973-74	5/72	B.P. Julian	v West Indies, Perth	1992-93
5/51	M.F. Malone	v NSW, Perth	1976-77	5/73	R.A. Selk	v Victoria, Perth	1909-10
5/51	R.B. Strauss	v South Australia, Perth	1957-58	5/74	I.J. Brayshaw	v Queensland, Brisbane	1965-66
5/51	T.M. Alderman	v Queensland, Brisbane	1991-92	5/74	P.A. Capes	v Queensland, Perth	1988-89
5/52	R.A. Gaunt	v Queensland, Perth	1959-60	5/74	T.G. Hogan	v Queensland, Brisbane	1982-83
5/53	G.B. Hogg	v New South Wales, Sydney	1999-00	5/75	D.K. Lillee	v Victoria, Perth	1971-72
5/53	G.A.R. Lock	v Queensland, Brisbane	1969-70	5/75	M.J. Nicholson	v Tasmania, Hobart	1998-99
5/53	G.D. McKenzie	v NSW, Perth	1967-68	5/76	S.J. Magoffin	v Tasmania, Hobart	2004-05
5/53	G.D. Watson	v NSW, Perth	1973-74	5/77	R.A. Gaunt	v NSW, Perth	1957-58
5/54	W.M. Clark	v Victoria, Melbourne	1978-79	5/77	G.A.R. Lock	v Victoria, Melbourne	1966-67
5/54	K.H. Macleay	v Tasmania, Perth	1984-85	5/78	J. Angel	v Tasmania, Perth	2000-01
5/54	G.G. Swan	v South Australia, Perth	1999-00	5/78	T.M. Outridge	v Victoria, Melbourne	1952-53
5/54	B. Yardley	v England, Perth	1978-79	5/79	T.M. Alderman	v Victoria, Perth	1983-84
5/55	H.G. Bevan	v New Zealand, Perth	1961-62	5/79	R.B. Strauss	v Queensland, Perth	1958-59
5/55	V.J. Marks	v Victoria, Perth	1986-87	5/79	B.A. Williams	v Victoria, Melbourne	1999-00
5/56	D.E. Hoare	v West Indies, Perth	1960-61	5/80	C.W. Puckett	v Victoria, Perth	1949-50
5/56	D.E. Hoare	v Queensland, Perth	1960-61	5/81	G.D. McKenzie	v South Australia, Adelaide	1967-68
5/56	L.C. Mayne	v Victoria, Melbourne	1967-68	5/82	M.U. Herbert	v Victoria, Perth	1949-50
5/56	C.W. Puckett	v India, Perth	1947-48	5/83	M.F. Malone	v Queensland, Brisbane	1979-80
5/57	J. Angel	v NSW, Perth	1993-94	5/83	R.H. Price	v Victoria, Perth	1953-54
5/58	G. Eyres	v South Australia, Adelaide	1937-38	5/84	C.D. Matthews	v West Indies, Perth	1988-89
5/58	D.K. Lillee	v Victoria, Perth	1975-76	5/84	B.P. Julian	v Victoria, St Kilda	1992-93
5/58	T.J. Zoehrer	v South Australia, Adelaide	1991-92	5/85	B. Yardley	v South Australia, Perth	1980-81
5/58	B.P. Julian	v New South Wales, Perth	1994-95	5/86	B.A. Williams	v Queensland, Brisbane	1999-00
5/58	B.P. Julian	v NSW, Sydney	1995-96	5/87	D.K. Lillee	v South Australia, Adelaide	1972-73
5/59	G.R. Blundell	v MCC, Perth	1924-25	5/87	J. Angel	v Victoria, Perth	1994-95
5/59	I.J. Brayshaw	v South Australia, Adelaide	1977-78	5/88	A.L. Mann	v Victoria, Perth	1969-70
5/59	J. Angel	v West Indies, Perth	1992-93	5/89	F.H. Taaffe	v NSW, Perth	1922-23
5/59	J. Angel	v South Australia, Perth	1993-94	5/90	G.A.R. Lock	v Victoria, Perth	1964-65
5/59	B.P. Julian	v Tasmania	1994-95	5/90	J. Angel	v Queensland, Brisbane	1995-96
5/59	G.B. Hogg	v South Australia, Adelaide	1995-96	5/90	B.M. Edmondson	v South Australia, Perth	2003-04
5/60	E.G. Bishop	v South Australia, Adelaide	1892-93	5/92	H.R. Gorringer	v South Australia, Adelaide	1954-55
5/60	D.E. Hoare	v MCC, Perth	1962-63	5/92	M.P. Atkinson	v Tasmania, Perth	1997-98
5/60	T.G. Hogan	v Tasmania, Launceston	1989-90	5/93	G.A.R. Lock	v South Australia, Perth	1965-66
5/60	A.G. Zimbulis	v Victoria, Melbourne	1937-38	5/94	S.G. Francis	v NSW, Sydney	1933-34
5/61	G.A.R. Lock	v Victoria, Melbourne	1965-66	5/95	P.A. Capes	v Tasmania, Perth	1988-89
5/61	G.A.R. Lock	v Victoria, Melbourne	1967-68	5/95	D.E. Hoare	v Victoria, Melbourne	1959-60
5/61	B. Yardley	v Victoria, Melbourne	1978-79	5/95	C.W. Puckett	v NSW, Sydney	1949-50
5/62	T.M. Alderman	v NSW, Sydney	1989-90	5/95	B.P. Julian	v South Australia, Adelaide	1995-96
5/62	G.A.R. Lock	v Queensland, Perth	1967-68	5/97	J.B. Gannon	v Victoria, Melbourne	1971-72
5/62	J. Angel	v New South Wales, Perth	1994-95	5/98	D.E. Hoare	v Queensland, Brisbane	1964-65
5/63	T.M. Alderman	v England, Perth	1982-83	5/98	B.P. Julian	v South Australia, Adelaide	1996-97
5/63	D.K. Lillee	v Victoria, Perth	1983-84	5/99	K.H. Macleay	v Queensland, Perth	1987-88
5/63	B.P. Julian	v Tasmania, Perth	1994-95	5/99	R.B. Strauss	v MCC, Perth	1958-59
5/64	J. Angel	v Victoria, Melbourne	1998-99	5/100	R.B. Strauss	v Queensland, Brisbane	1959-60

5/103	R.A. Selk	v South Australia, Fremantle	1905-06
5/103	D.E. Hoare	v NSW, Perth	1958-59
5/103	G.A.R. Lock	v Victoria, Perth	1968-69
5/103	B.P. Julian	v Queensland, Perth	1992-93
5/104	G.A.R. Lock	v South Australia, Perth	1968-69
5/105	M.J. McCague	v Victoria, Melbourne	1990-91
5/106	T.G. Hogan	v Victoria, Perth	1984-85
5/108	J. Angel	v New Zealand, Perth	1993-94
5/109	B. Casson	v Queensland, Perth	2003-04
5/112	B. Yardley	v Victoria, Perth	1980-81
5/114	C.W. Puckett	v Victoria, Perth	1949-50
5/115	K.H. Macleay	v West Indies, Perth	1984-85
5/116	R.A. Gaunt	v Queensland, Perth	1957-58
5/117	B. Yardley	v Tasmania, Perth	1982-83
5/118	G.A.R. Lock	v South Australia, Adelaide	1965-66
5/119	C.W. Puckett	v South Africa, Perth	1952-53
5/124	W.V. Duffy	v Victoria, Melbourne	1892-93
5/125	W.M. Clark	v South Australia, Perth	1991-92
5/126	C.W. Puckett	v MCC, Perth	1946-47
5/126	G.B. Hogg	v Victoria, Perth	1995-96
5/132	A.H. Christian	v MCC, Perth	1907-08
5/136	C.W. Puckett	v Victoria, Melbourne	1948-49
5/139	L.C. Mayne	v NSW, Perth	1963-64
5/144	M. Inverarity	v South Africa, Perth	1931-32
5/157	D.K. Lillee	v Victoria, Perth	1980-81



Tom Moody, 7 wickets in a innings for WA, 3 times.



Walk of Honour - Ian Brayshaw applauded by team mates after taking 10/44 against Victoria at the WACA in 1967.



First-Class Centuries in each Innings

Edwards A.R.	103 & 105 v Queensland, Perth	1950-51
Kelly P.C.	119 & 108* v M.C.C., Perth	1965-66
Martyn D.R.	133* & 112 v Queensland, Brisbane	1992-93
Moody T.M.	162 & 155 v South Australia, Perth	1988-89
Rogers C.J.	101* & 102* v. South Australia Perth	2001-02

First-Class Centuries

Alexander F.J.	105 v N.S.W., Sydney	1937-38
Andrews W.S.	139 v N.S.W. Perth	1985-86
	* 124 v Victoria, Melbourne	1986-87
	116 v Tasmania, Perth	1986-87
	121 v Tasmania, Perth	1988-89
	103 v Victoria, St Kilda	1989-90
Baker R.M.	* 111 v Tasmania, Perth	1998-99
Barrass A.E.O.	d 113 v Victoria, Perth	1938-39
Becker G.C.	130 v N.S.W., Perth	1964-65
	195 v India, Perth	1967-68
	112 v Queensland, Brisbane	1968-69
Brayshaw I.J.	104 v N.S.W., Sydney	1966-67
	160 v New Zealand, Perth	1973-74
	* 100 v West Indies, Perth	1975-76
Bryant F.J.	* 113 v Victoria, Perth	1927-28
	115 v Victoria, Melbourne	1933-34
Bryant R.J.	103 v Victoria, Melbourne	1933-34
Buttsworth F.R.	100 v Victoria, Perth	1921-22
Campbell R.J.	113 v Victoria, Melbourne	1996-97
	177 v New South Wales, Sydney	1997-98
	100 v Victoria, Perth	1997-98
	104 v Tasmania, Perth	1997-98
	146 v England, Perth	1998-99
	111 v Tasmania, Hobart	1999-00
	203 v Queensland, Perth	1999-00
	121 v. N.S.W. Perth	2001-02
	134 v Tasmania, Hobart	2003-04
	144 v Queensland, Perth	2004-05
Carmody D.K.	b 198 v South Australia, Perth	1947-48
Chadwick D.	d 129 v Queensland, Brisbane	1963-64
	114 v Victoria, Melbourne	1963-64
	130 v Victoria, Melbourne	1964-65
	110 v South Australia, Adelaide	1965-66
	110 v N.S.W. Sydney	1968-69
	104 v South Australia, Perth	1968-69
	119 v Queensland, Perth	1969-70
	117 v Victoria, Perth	1969-70
	137 v Queensland, Brisbane	1970-71
Charlesworth L.	122 v Queensland, Brisbane	1949-50
Charlesworth R.I.	101 v South Australia, Adelaide	1978-79
Clements S.C.	151 v Tasmania, Launceston	1983-84
Dighton M.G.	* 182 v Queensland, Perth	1999-00
Driver W.G.	109 v Queensland, Brisbane	1949-50
Edwards A.R.	104 v Victoria, Perth	1947-48
	103 v Queensland, Perth	1950-51
	105 v Queensland, Perth	1950-51
Edwards R.	* 117 v N.S.W., Sydney	1968-69
	127 v Victoria, Perth	1969-70
	119 v Queensland, Perth	1970-71
	115 v N.S.W., Perth	1970-71
	121 v Victoria, Melbourne	1971-72
	152 v Victoria, Perth	1971-72
	149 v N.S.W., Sydney	1971-72
	143 v World XI, Perth	1971-72
	158 v Victoria, Melbourne	1972-73
	100 v Victoria, Melbourne	1973-74

Edwards W.J.	147 v South Australia, Perth	1973-74
	122 v South Australia, Perth	1973-74
	153 v N.S.W., Sydney	1974-75
Frankish R.R.	104 v Victoria, Perth	1949-50
Gartrell K.B.	102 v Victoria, Melbourne	1962-63
Gartrell R.B.	104 v Tasmania, Hobart	1985-86
Gilchrist A.C.	126 v South Australia, Adelaide	1994-95
	* 189 v South Australia, Adelaide	1995-96
	* 108 v West Indies, Perth	1996-97
	* 203 v South Australia, Perth	1997-98
	109 v Victoria, Perth	1997-98
	* 104 v Queensland, Brisbane	1998-99
	125 v New South Wales, Sydney	1998-99
	102 v South Australia, Adelaide	2000-01
	* 109 v Queensland, Perth	2000-01
Gonnella P.	134 v Tasmania, Hobart	1985-86
Goodwin M.W.	127 v Queensland, Perth	1996-97
	141 v Tasmania, Perth	2001-02
	176 v Tasmania, Perth	2002-03
	164 v South Australia, Adelaide	2002-03
	* 201 v NSW, Sydney	2003-04
	* 104 v Tasmania, Perth	2003-04
	156 v Queensland, Perth	2003-04
	119 v Queensland, Brisbane	2003-04
	130 v Victoria, St Kilda	2004-05
	138 v Tasmania, Hobart	2004-05
Harburn C.M.	139 v Aust. XI, Perth	1963-64
Harvey K.M.	* 100 v Tasmania, Hobart	2003-04
Hoare D.E.	133 v Aust. XI, Perth	1960-61
Hogan T.G.	* 115 v Victoria, Melbourne	1988-89
Hogg G.B.	* 111 v New South Wales, Sydney	1995-96
	* 107 v Pakistan, Perth	1995-96
	109 v South Australia, Adelaide	2004-05
Hogue T.H.	119 v Victoria, Perth	1909-10
Horrocks W.J.	* 148 v Tasmania, Hobart	1929-30
Hughes K.J.	d 119 v N.S.W., Perth	1975-76
	102 v West Indies, Perth	1975-76
	* 137 v Pakistan, Perth	1976-77
	127 v Queensland, Brisbane	1978-79
	149 v Queensland, Brisbane	1980-81
	113 v N.S.W., Perth	1981-82
	130 v Victoria, Perth	1982-83
	129 v Tasmania, Devonport	1982-83
	123 v South Australia, Perth	1982-83
	129 v N.S.W., Perth	1983-84
	130 v Queensland, Perth	1983-84
	183 v Tasmania, Perth	1984-85
	111 v South Australia, Perth	1984-85
Hussey M.E.K.	105 v New South Wales, Sydney	1995-96
	146 v Pakistan, Perth	1995-96
	147 v Victoria, Perth	1996-97
	138 v Victoria, Melbourne	1996-97
	108 v Tasmania, Hobart	1997-98
	134 v South Australia, Adelaide	1997-98
	120 v New South Wales, Perth	1997-98
	187 v Tasmania, Perth	1998-99
	112 v Tasmania, Perth	1999-00
	* 172 v South Australia, Perth	1999-00
	172 v New South Wales, Sydney	1999-00
	137 v Victoria, Melbourne	2000-01
	100 v. N.S.W., Sydney	2001-02
	138 v Tasmania, Perth	2003-04
	124 v Pakistan, Perth	2004-05
	210 v Tasmania, Perth	2004-05
	223* v Victoria, Perth	2004-05

Inverarity R.J.	129 v Queensland, Brisbane	1964-65	Lavender M.P.	235 v South Australia, Adelaide	1997-98
	144 v South Australia, Adelaide	1964-65		113 v Tasmania, Perth	1997-98
	109 v Queensland, Brisbane	1965-66		101 v Victoria, Perth	1997-98
	177 v South Australia, Perth	1965-66		120 v South Australia, Perth	1999-00
	114 v Queensland, Perth	1966-67		129 v Tasmania, Hobart	1999-00
	173 v Victoria, Melbourne	1967-68		133 v. Tasmania, Perth	2001-02
	119 v N.S.W., Sydney	1967-68		164 v South Australia, Adelaide	2002-03
	103 v N.S.W., Sydney	1968-69		* 163 v NSW, Sydney	2003-04
	108 v Queensland, Brisbane	1968-69		134 v New South Wales, Perth	2004-05
	114 v Victoria, Melbourne	1968-69		120 v South Australia, Perth	2004-05
	159 v N.S.W., Perth	1968-69		118 v Victoria, St Kilda	1990-91
	131 v Queensland, Brisbane	1970-71		* 113 v Queensland, Brisbane	1990-91
	148 v Queensland, Perth	1970-71		172 v Tasmania, Perth	1991-92
	114 v Victoria, Perth	1971-72		103 v Victoria, Perth	1992-93
	161 v N.S.W., Perth	1971-72		152 v South Australia, Perth	1994-95
	104 v N.S.W., Perth	1972-73		* 173 v New South Wales, Perth	1995-96
	143 v Queensland, Perth	1973-74		100 v Victoria, Melbourne	1982-83
	125 v N.S.W., Sydney	1977-78		* 114 v N.S.W., Perth	1986-87
	187 v N.S.W., Sydney	1978-79		* 102 v N.S.W., Perth	1990-91
	Irvine J.T.	* 124 v Tasmania, Devonport		1978-79	Mann A.L.
120 v N.S.W., Sydney		1967-68	Marsh G.R.	176 v N.S.W., Sydney	1981-82
128 v N.S.W., Sydney		1968-69	120 v Queensland, Perth	1981-82	
182 v South Australia, Perth		1968-69	159 v N.S.W., Sydney	1983-84	
Julian B.P.	* 121 v Victoria, Melbourne	1997-98	Marsh R.W.	107 v Queensland, Perth	1983-84
Kanhai R.B.	124 v Tasmania, Perth	1997-98		* 143 v Victoria, Perth	1984-85
	135 v South Australia, Adelaide	1961-62		100 v Victoria, Perth	1985-86
Retired hurt	108 v Queensland, Perth	1961-62		138 v Queensland, Brisbane	1985-86
Katich S.M.	106 v England, Perth	1998-99		124 v England, Perth	1986-87
	* 154 v Tasmania, Hobart	1998-99		134 v South Australia, Adelaide	1986-87
	115 v Queensland, Brisbane	1998-99		146 v Queensland, Perth	1986-87
	113 v Queensland, Brisbane	1998-99		* 120 v Victoria, Melbourne	1987-88
	* 120 v Victoria, Perth	1998-99		209 v Tamil Nadu, Perth	1988-89
	* 105 v Queensland, Perth	2000-01		223 v Tasmania, Hobart	1988-89
	152 v Tasmania, Hobart	2000-01		* 105 v South Australia, Perth	1988-89
	117 v N.S.W., Sydney	2000-01		c* 355 v South Australia, Perth	1989-90
	101 v Queensland, Brisbane	2000-01		151 v England, Perth	1990-91
	* 228 v South Australia, Perth	2000-01		117 v Tasmania, Perth	1990-91
	102 v Victoria, Melbourne	2000-01		104 v South Australia, Adelaide	1991-92
	Kelly P.C.	131 v. N.S.W., Sydney		2001-02	121 v Queensland, Brisbane
119 v M.C.C., Perth		1965-66		138 v South Australia, Perth	1992-93
* 108 v M.C.C., Perth		1965-66		101 v Victoria, St Kilda	1992-93
132 v N.S.W., Sydney		1965-66		129 v Victoria, Perth	1992-93
103 v N.S.W., Perth		1965-66		107 v Queensland, Perth	1992-93
Laird B.M.		117 v N.S.W., Sydney	1974-75	128 v N.S.W., Perth	1993-94
	127 v Queensland, Perth	1974-75	d 104 v West Indies, Perth	1968-69	
	119 v Queensland, Brisbane	1975-76	236 v Pakistan, Perth	1972-73	
	171 v Queensland, Brisbane	1976-77	132 v Queensland, Brisbane	1972-73	
	117 v N.S.W., Sydney	1979-80	* 117 v N.S.W., Sydney	1972-73	
	110 v India, Perth	1980-81	* 168 v N.S.W., Sydney	1974-75	
	* 110 v South Australia, Perth	1981-82	104 v South Australia, Perth	1976-77	
	112 v Aust. XI, Perth	1947-48	110 v Tasmania, Devonport	1982-83	
Langdon C.W.	138 v Queensland, Perth	1948-49	Marsh S.E.	* 157 v Victoria, Melbourne	1983-84
	131 v South Australia, Adelaide	1950-51		119 v N.S.W., Newcastle	2002-03
	120 v South Africa, Perth	1952-53		103* v South Australia, Perth	2004-05
	Langer R.S.	118 v Queensland, Perth	1952-53	Martyn D.R.	101 v Tasmania, Perth
* 150 v Victoria, Perth		1974-75	110 v Tasmania, Hobart		1991-92
111 v N.S.W., Perth		1975-76	* 105 v Victoria, Melbourne		1991-92
102 v Queensland, Perth		1979-80	* 133 v Queensland, Brisbane		1992-93
137 v West Indies, Perth		1979-80	112 v Queensland, Brisbane		1992-93
Langer J.L.	140 v Queensland, Brisbane	1981-82	* 116 v Victoria, St Kilda		1992-93
	131 v Queensland, Brisbane	1991-92	139 v Tasmania, Perth		1992-93
	149 v New South Wales, Perth	1991-92	100 v Tasmania, Hobart		1993-94
	110 v South Australia, Perth	1992-93	197 v N.S.W., Perth		1993-94
	144 v Victoria, Melbourne	1993-94	113 v Tasmania, Hobart		1994-95
	135 v Tasmania, Hobart	1993-94	* 203 v Tasmania, Perth	1995-96	
	233 v Tasmania, Perth	1993-94	104 v South Australia, Perth	1996-97	
	* 241 v New South Wales, Perth	1994-95	108 v Victoria, Perth	1996-97	
	153 v South Australia, Adelaide	1995-96	101 v Tasmania, Hobart	1997-98	
	161 v Victoria, Perth	1995-96	* 141 v New South Wales, Perth	1997-98	
	107 v Tasmania, Perth	1995-96	123 v South Australia, Perth	1998-99	
	120 v Tasmania, Hobart	1995-96	* 100 v Tasmania, Perth	1998-99	
	* 143 v Tasmania, Perth	1996-97	169 v Tasmania, Hobart	1999-00	
	116 v South Australia, Adelaide	1996-97	122 v South Australia, Adelaide	2000-01	
	* 274 v South Australia, Perth	1996-97	122 v Tasmania, Hobart	2000-01	
			189 v Tasmania, Perth	2001-02	

Meuleman K.D.	103 v South Africa, Perth	1952-53			125 v Queensland, Perth	1955-56
	109 v M.C.C., Perth	1954-55			160 v N.S.W., Perth	1957-58
	140 v South Australia, Adelaide	1956-57		Sarre R.B.	103 v Aust. XI, Perth	1952-53
	125 v Queensland, Brisbane	1956-57		Sawle L.M.	* 109 v N.S.W., Perth	1955-56
*	234 v South Australia, Perth	1956-57		Serjeant C.S.	* 101 v M.C.C., Perth	1976-77
	114 v South Australia, Adelaide	1957-58			140 v Queensland, Perth	1976-77
	117 v Queensland, Brisbane	1957-58			129 v N.S.W., Perth	1977-78
*	180 v South Australia, Adelaide	1958-59			140 v Queensland, Perth	1977-78
*	153 v N.S.W., Perth	1959-60			* 144 v South Australia, Adelaide	1980-81
	105 v Queensland, Brisbane	1959-60			106 v N.S.W., Sydney	1981-82
*	119 v South Australia, Perth	1959-60		Shea J.A.	110 v Victoria, Melbourne	1937-38
Meuleman R.D.	* 101 v N.S.W., Sydney	1969-70		Shepherd B.K.	d* 103 v Queensland, Perth	1955-56
Meuleman S.W.	109 v South Africa, Perth	2001-02			173 v Queensland, Brisbane	1956-57
	106 v Victoria, Perth	2003-04			101 v Victoria, Perth	1956-57
Milburn C.	129 v South Australia, Adelaide	1966-67			* 173 v Victoria, Perth	1958-59
	106 v Queensland, Perth	1966-67			102 v Queensland, Brisbane	1960-61
	243 v Queensland, Brisbane	1968-69			116 v Queensland, Brisbane	1960-61
Moody T.M.	111 v Tasmania, Devonport	1986-87			116 v Victoria, Melbourne	1961-62
	100 v Victoria, Melbourne	1986-87			* 212 v Queensland, Perth	1961-62
	144 v Tasmania, Perth	1987-88			219 v Victoria, Melbourne	1962-63
	* 112 v Tasmania, Hobart	1988-89			100 v South Africa, Perth	1962-63
	202 v Victoria, Perth	1988-89			149 v N.S.W., Sydney	1963-64
	162 v South Australia, Perth	1988-89			* 132 v Queensland, Perth	1963-64
	155 v South Australia, Perth	1988-89			* 215 v Victoria, Perth	1964-65
*	101 v Queensland, Brisbane	1990-91		Shipperd G.	106 v Victoria, Melbourne	1979-80
	100 v N.S.W., Sydney	1990-91			104 v Queensland, Perth	1979-80
	168 v South Australia, Adelaide	1991-92			140 v Queensland, Perth	1980-81
	124 v Queensland, Perth	1992-93			131 v Pakistan, Perth	1981-82
	110 v New Zealand, Perth	1993-94			166 v New South Wales, Perth	1982-83
	115 v N.S.W., Sydney	1993-94			107 v Victoria, Melbourne	1982-83
	272 v Tasmania, Hobart	1994-95			* 167 v Victoria, Melbourne	1983-84
	114 v Tasmania, Perth	1996-97			* 131 v Victoria, Perth	1984-85
	136 v Queensland, Brisbane	1996-97			139 v South Australia, Perth	1984-85
	152 v Queensland, Perth	1996-97			129 v South Australia, Adelaide	1984-85
	101 v South Australia, Perth	1997-98		Simpson R.B.	* 112 v Queensland, Perth	1956-57
	160 v Tasmania, Perth	1997-98			* 236 v N.S.W., Perth	1959-60
	125 v Tasmania, Perth	1997-98			* 230 v Queensland, Perth	1959-60
	109 v Tasmania, Perth	1998-99			* 161 v N.S.W., Sydney	1959-60
McEwan K.S.	177 v Queensland, Perth	1979-80			* 221 v West Indies, Perth	1960-61
	112 v West Indies, Perth	1979-80			106 v Victoria, Melbourne	1960-61
McPhee M.W.	135 v South Australia	1984-85		Slater K.N.	154 v Queensland, Brisbane	1963-64
	113 v Queensland, Perth	1989-90		Veletta M.R.J.	100 v Victoria, Carlton	1984-85
McRae W.A.	119 v Victoria, Perth	1927-28			143 v South Australia	1984-85
Nicholson M.J.	* 101 v South Africa, Perth	2001-02			130 v Queensland, Brisbane	1985-86
North M.J.	200 v Victoria, Melbourne	2001-02			170 v South Australia, Perth	1985-86
	106 v Queensland, Perth	2001-02			112 v Victoria, Melbourne	1986-87
	111 v South Australia, Perth	2001-02			262 v Victoria, Perth	1986-87
	178 v N.S.W., Perth	2002-03			106 v Tasmania, Perth	1987-88
	118 v Tasmania, Hobart	2003-04			* 166 v Tamil Nadu, Perth	1988-89
	130 v Queensland, Brisbane	2003-04			157 v Tasmania, Hobart	1988-89
*	130 v South Australia, Adelaide	2003-04			100 v Victoria, Perth	1988-89
O'Neill M.D.	100 v India, Perth	1980-81			150 v South Australia, Perth	1989-90
Parker E.F.	a 116 v South Australia, Fremantle	1905-06			* 110 v N.S.W., Sydney	1989-90
	117 v Victoria, Perth	1909-10			228 v Queensland, Perth	1989-90
Parker J.F.	* 139 v N.S.W., Perth	1963-64			128 v Queensland, Perth	1990-91
Penter C.E.	d 112 v N.S.W., Sydney	1979-80			121 v South Australia, Adelaide	1990-91
Playle W.R.	116 v Victoria, Melbourne	1965-66			121 v South Australia, Perth	1991-92
	122 v Queensland, Perth	1965-66			* 101 v New South Wales, Sydney	1991-92
Prindiville T.J.	107 v Victoria, Melbourne	1969-70			104 v Tasmania, Hobart	1992-93
Richardson A.J.	† 101 v M.C.C., Perth	1928-29			* 104 v South Australia, Adelaide	1992-93
Robinson G.D.	134 v Victoria, Perth	1947-48		Vernon M.T.	128 v Queensland, Brisbane	1958-59
Rogers C.J.L.	* 102 v South Australia, Perth	2001-02			139 v South Australia, Adelaide	1958-59
	* 101 v South Australia, Perth	2001-02			105 v Victoria, Melbourne	1959-60
	194 v N.S.W., Perth	2002-03			118 v M.C.C., Perth	1965-66
	* 110 v South Australia, Perth	2002-03			173 v N.S.W., Perth	1965-66
	103 v Victoria, St Kilda	2003-04			100 v Victoria, Perth	1966-67
	120 v Tasmania, Perth	2003-04			110 v Queensland, Perth	1966-67
	142 v NSW, Perth	2003-04			133 v N.S.W., Perth	1967-68
	* 119 v Queensland, Brisbane	2003-04		Voges A.C.	128 v New South Wales, Perth	2004-05
	153 v Victoria, St Kilda	2004-05		Watt A.D.	129 v Queensland, Brisbane	1947-48
Rowe S.H.D.	105 v M.C.C., Perth	1907-08			† 157 v England XI, Perth	1946-47
Rutherford J.W.	121 v South Australia, Perth	1953-54		Watson G.D.	122 v Queensland, Brisbane	1971-72
	167 v South Australia, Adelaide	1954-55			145 v Queensland, Perth	1971-72
	108 v South Australia, Perth	1954-55		Wishart P.W.	114 v Queensland, Perth	1960-61

Wood G.M.	*	100 v Queensland, Perth	1977-78
		109 v South Australia, Adelaide	1977-78
*		126 v South Australia, Perth	1980-81
		103 v Tasmania, Devonport	1980-81
		151 v Pakistan, Perth	1981-82
		138 v Queensland, Perth	1982-83
		111 v South Australia, Adelaide	1982-83
		167 v Tasmania, Perth	1983-84
		173 v N.S.W., Sydney	1983-84
		141 v West Indies, Perth	1984-85
		133 v N.S.W., Perth	1985-86
		102 v Tasmania, Hobart	1985-86
		121 v Queensland, Perth	1985-86
		107 v South Australia, Perth	1986-87
		103 v Tasmania, Perth	1986-87
		150 v Victoria, Perth	1987-88
		186 v South Australia, Perth	1987-88
		141 v Queensland, Perth	1987-88
		138 v Victoria, Perth	1988-89
		119 v Queensland, Perth	1988-89
		125 v New Zealand, Perth	1989-90
Woodhead D.J.	*	166 v Victoria, St Kilda	1990-91
		117 v Queensland, Perth	1990-91
		108 v England, Perth	1990-91
		101 v Queensland, Perth	1958-59
Young G.A.	*	125 v South Australia, Perth	1972-73
		104 v N.S.W., Perth	1982-83
Zoehrer, T.J.		109 v Victoria, Perth	1987-88
		163 v N.S.W., Perth	1988-89
		168 v Victoria, Melbourne	1988-89
		103 v Victoria, Perth	1989-90
	*	133 v N.S.W., Perth	1990-91
		136 v Tasmania, Hobart	1992-93

† denotes for Combined XI

* Denotes not out

"a" denotes first century score for W.A.

"b" denotes first Sheffield Shield century scored for W.A.

"c" denotes highest ever score for W.A.

"d" denotes a century in debut match for W.A.



Ryan Campbell



Chris Rogers



Centuries at each Venue

OPPONENTS	VENUES											TOTALS	
	Perth	Sydney	Newcastle	Brisbane	Adelaide	Fremantle	Hobart	Launceston	Devonport	Melbourne	St Kilda	Carlton	
New South Wales	38	37	1										76
Queensland	53			41									94
South Australia	40				34	1							75
Tasmania	31						27	1	5				64
Victoria	40									35	8	1	84
Aust XI	4												4
England (MCC)	14												14
India	3												3
New Zealand	3												3
Pakistan	7												7
South Africa	6												6
Tamil Nadu	2												2
West Indies	8												8
World XI	1												1
TOTALS	250	37	1	41	34	1	27	1	5	35	8	1	441



Tom Moody, A century against each State.



355*	G.R. Marsh	v South Australia, Perth	1989-90	166*	M.R.J. Veletta	v Tamil Nadu, Perth	1988-89
274*	J.L. Langer	v South Australia, Perth	1996-97	166	G.M. Wood	v Victoria, St Kilda	1990-91
272	T.M. Moody	v Tasmania, Hobart	1994-95	164	M.W. Goodwin	v South Australia, Adelaide	2002-03
262	M.R.J. Veletta	v Victoria, Perth	1986-87	164	J.L. Langer	v South Australia, Adelaide	2002-03
243	C. Milburn	v Queensland, Brisbane	1968-69	163	T.J. Zoehrer	v NSW, Perth	1988-89
241*	J.L. Langer	v New South Wales, Perth	1994-95	163*	J.L. Langer	v NSW, Sydney	2003-04
236	R.W. Marsh	v Pakistan, Perth	1972-73	162	T.M. Moody	v South Australia, Perth	1988-89
236*	R.B. Simpson	v NSW, Perth	1959-60	161	R.J. Inverarity	v NSW, Perth	1971-72
235	J.L. Langer	v South Australia, Adelaide	1997-98	161*	R.B. Simpson	v NSW, Sydney	1959-60
234*	K.D. Meuleman	v South Australia, Perth	1956-57	161	J.L. Langer	v Victoria, Perth	1995-96
233	J.L. Langer	v Tasmania, Perth	1993-94	160	I.J. Brayshaw	v New Zealand, Perth	1973-74
230*	R.B. Simpson	v Queensland, Perth	1959-60	160	T.M. Moody	v Tasmania, Perth	1997-98
228*	S.M. Katich	v South Australia, Perth	2000-01	160	J.W. Rutherford	v NSW, Perth	1957-58
228	M.R.J. Veletta	v Queensland, Perth	1989-90	159	R.J. Inverarity	v NSW, Perth	1968-69
223	G.R. Marsh	v Tasmania, Hobart	1988-89	159	G.R. Marsh	v NSW, Sydney	1983-84
223*	M.E. Hussey	v Victoria, Perth	2004-05	158	R. Edwards	v Victoria, Melbourne	1972-73
221	R.B. Simpson	v West Indies, Perth	1960-61	157*	R.W. Marsh	v Victoria, Melbourne	1983-84
219	B.K. Shepherd	v Victoria, Melbourne	1962-63	157	M.R.J. Veletta	v Tasmania, Hobart	1988-89
215*	B.K. Shepherd	v Victoria, Perth	1964-65	157*	A.D. Watt	v England XI, Perth	1946-47
212*	B.K. Shepherd	v Queensland, Perth	1961-62	156	M.W. Goodwin	v Queensland, Perth	2003-04
210	M.E. Hussey	v Tasmania, Perth	2004-05	155	T.M. Moody	v South Australia, Perth	1988-89
209	G.R. Marsh	v Tamil Nadu, Perth	1988-89	154	K.N. Slater	v Queensland, Brisbane	1963-64
203	R.J. Campbell	v Queensland, Perth	1999-00	154*	S.M. Katich	v Tasmania, Hobart	1998-99
203*	A.C. Gilchrist	v South Australia, Perth	1997-98	153	W.J. Edwards	v NSW, Sydney	1974-75
203*	D.R. Martyn	v Tasmania, Perth	1995-96	153*	K.D. Meuleman	v NSW, Perth	1959-60
202	T.M. Moody	v Victoria, Perth	1988-89	153	J.L. Langer	v South Australia, Adelaide	1995-96
201*	M.W. Goodwin	v NSW, Sydney	2003-04	153	C.J. Rogers	v Victoria, St Kilda	2004-05
200*	M.J. North	v Victoria, Melbourne	2001-02	152	R. Edwards	v Victoria, Perth	1971-72
198	D.K. Carmody	v South Australia, Perth	1947-48	152	S.M. Katich	v Tasmania, Hobart	2000-01
197	D.R. Martyn	v N.S.W., Perth	1993-94	152	M.P. Lavender	v South Australia, Perth	1994-95
194	C.J.L. Rogers	v N.S.W., Perth	2002-03	152	T.M. Moody	v Queensland, Perth	1996-97
195	G.C. Becker	v India, Perth	1967-68	151	S.C. Clements	v Tasmania, Launceston	1983-84
189*	A.C. Gilchrist	v South Australia, Adelaide	1995-96	151	G.R. Marsh	v England, Perth	1990-91
189	D.R. Martyn	v Tasmania, Perth	2001-02	151	G.M. Wood	v Pakistan, Perth	1981-82
187	R.J. Inverarity	v NSW, Sydney	1978-79	150*	R.S. Langer	v Victoria, Perth	1974-75
187	M.E.K. Hussey	v Tasmania, Perth	1998-99	150	M.R.J. Veletta	v South Australia, Perth	1989-90
186*	G.M. Wood	v South Australia, Perth	1987-88	150*	G.M. Wood	v Victoria, Perth	1987-88
183	K.J. Hughes	v Tasmania, Perth	1984-85	149	R. Edwards	v NSW, Sydney	1971-72
182*	M.G. Dighton	v Queensland, Perth	1999-00	149	K.J. Hughes	v Queensland, Brisbane	1980-81
182	J.T. Irvine	v South Australia, Perth	1968-69	149	B.K. Shepherd	v NSW, Sydney	1963-64
180*	K.D. Meuleman	v South Australia, Adelaide	1958-59	149	J.L. Langer	v New South Wales, Perth	1991-92
178	M.J. North	v N.S.W., Perth	2002-03	148*	W.J. Horrocks	v Tasmania, Hobart	1929-30
177	R.J. Campbell	v New South Wales, Sydney	1997-98	148	R.J. Inverarity	v Queensland, Perth	1970-71
177	R.J. Inverarity	v South Australia, Perth	1965-66	147	R. Edwards	v South Australia, Perth	1973-74
177	K.S. McEwan	v Queensland, Perth	1979-80	147	M.E.K. Hussey	v Victoria, Perth	1996-97
176	G.R. Marsh	v NSW, Sydney	1981-82	146	G.R. Marsh	v Queensland, Perth	1986-87
176	M.W. Goodwin	v Tasmania, Perth	2002-03	146	M.E.K. Hussey	v Pakistan, Perth	1995-96
173	R.J. Inverarity	v Victoria, Melbourne	1967-68	146	R.J. Campbell	v England, Perth	1998-99
173	B.K. Shepherd	v Queensland, Brisbane	1956-57	145	G.D. Watson	v Queensland, Perth	1971-72
173*	B.K. Shepherd	v Victoria, Perth	1958-59	144	R.J. Inverarity	v South Australia, Adelaide	1964-65
173	M.T. Vernon	v NSW, Perth	1965-66	144	J.L. Langer	v Victoria, Melbourne	1993-94
173	G.M. Wood	v NSW, Sydney	1983-84	144	T.M. Moody	v Tasmania, Perth	1987-88
173*	M.P. Lavender	v NSW, Perth	1995-96	144*	C.S. Serjeant	v South Australia, Adelaide	1980-81
172*	M.E.K. Hussey	v South Australia, Perth	1999-00	144	R.J. Campbell	v Queensland, Perth	2004-05
172	M.E.K. Hussey	v New South Wales, Sydney	1999-00	143	R. Edwards	v World XI, Perth	1971-72
172	M.P. Lavender	v Tasmania, Perth	1991-92	143	R.J. Inverarity	v Queensland, Perth	1973-74
171	B.M. Laird	v Queensland, Brisbane	1976-77	143*	G.R. Marsh	v Victoria, Perth	1984-85
170	M.R.J. Veletta	v South Australia, Perth	1985-86	143	M.R.J. Veletta	v South Australia, Adelaide	1984-85
169	D.R. Martyn	v Tasmania, Hobart	1999-00	143*	J.L. Langer	v Tasmania, Perth	1996-97
168*	R.W. Marsh	v NSW, Sydney	1974-75	142	C.J.L. Rogers	v NSW, Perth	2003-04
168	T.J. Zoehrer	v Victoria, Melbourne	1988-89	141*	D.R. Martyn	v New South Wales, Perth	1997-98
168	T.M. Moody	v South Australia, Adelaide	1991-92	141*	G.M. Wood	v West Indies, Perth	1984-85
167	J.W. Rutherford	v South Australia, Adelaide	1954-55	141	G.M. Wood	v Queensland, Perth	1987-88
167*	G. Shipperd	v Victoria, Melbourne	1983-84	141	M.W. Goodwin	v Tasmania, Perth	2001-02
167*	G.M. Wood	v Tasmania, Perth	1983-84	140	R.S. Langer	v Queensland, Brisbane	1981-82
166	G. Shipperd	v NSW, Perth	1982-83	140	K.D. Meuleman	v South Australia, Adelaide	1956-57

140	C.S. Serjeant	v Queensland, Perth	1976-77	126*	G.M. Wood	v South Australia, Perth	1980-81
140	C.S. Serjeant	v Queensland, Perth	1977-78	126	A.C. Gilchrist	v South Australia, Adelaide	1994-95
140	G. Shipperd	v Queensland, Perth	1980-81	125	R.J. Inverarity	v NSW, Sydney	1977-78
139	W.S. Andrews	v NSW, Perth	1985-86	125	K.D. Meuleman	v Queensland, Brisbane	1956-57
139	C.M. Harburn	v Aust XI, Perth	1963-64	125	T.M. Moody	v Tasmania, Perth	1997-98
139	D.R. Martyn	v Tasmania, Perth	1992-93	125	J.W. Rutherford	v Queensland, Perth	1955-56
139*	J.F. Parker	v NSW, Perth	1963-64	125*	G.M. Wood	v New Zealand, Perth	1989-90
139	G. Shipperd	v South Australia, Perth	1984-85	125	G.A. Young	v South Australia, Perth	1972-73
139	M.T. Vernon	v South Australia, Adelaide	1958-59	125	A.C. Gilchrist	v New South Wales, Sydney	1998-99
138	C.W. Langdon	v Queensland, Perth	1948-49	124*	W.S. Andrews	v Victoria, Melbourne	1986-87
138	G.R. Marsh	v Queensland, Perth	1985-86	124*	R.J. Inverarity	v Tasmania, Devonport	1978-79
138	G.R. Marsh	v South Australia, Perth	1992-93	124	B.P. Julian	v Tasmania, Perth	1997-98
138	G.M. Wood	v Queensland, Perth	1982-83	124	G.R. Marsh	v England, Perth	1986-87
138*	G.M. Wood	v Victoria, Perth	1988-89	124	T.M. Moody	v Queensland, Perth	1992-93
138	M.E.K. Hussey	v Victoria, Melbourne	1996-97	124	M.E. Hussey	v Pakistan, Perth	2004-05
138	M.E.K. Hussey	v Tasmania, Perth	2003-04	123	K.J. Hughes	v South Australia, Perth	1982-83
138	M.W. Goodwin	v Tasmania, Hobart	2004-05	123	D.R. Martyn	v South Australia, Perth	1998-99
137	D. Chadwick	v Queensland, Brisbane	1970-71	122	L. Charlesworth	v Queensland, Brisbane	1949-50
137*	K.J. Hughes	v Pakistan, Perth	1976-77	122	W. Edwards	v South Australia, Perth	1973-74
137	M.E.K. Hussey	v Victoria, Melbourne	2000-01	122	D.R. Martyn	v South Australia, Adelaide	2000-01
137	R.S. Langer	v West Indies, Perth	1979-80	122	D.R. Martyn	v Tasmania, Hobart	2000-01
136	T.J. Zoehrer	v Tasmania, Hobart	1992-93	122	W.R. Playle	v Queensland, Perth	1965-66
136	T.M. Moody	v Queensland, Brisbane	1996-97	122	G.D. Watson	v Queensland, Brisbane	1971-72
135	R.B. Kanhai	v South Australia, Adelaide	1961-62	121	W.S. Andrews	v Tasmania, Perth	1988-89
135	J.L. Langer	v Tasmania, Hobart	1993-94	121	R. Edwards	v Victoria, Melbourne	1971-72
135	M.W. McPhee	v South Australia, Perth	1984-85	121*	B.P. Julian	v Victoria, Melbourne	1997-98
134	P. Gonnella	v Tasmania, Hobart	1985-86	121	G.R. Marsh	v Queensland, Brisbane	1992-93
134	M.E.K. Hussey	v South Australia, Adelaide	1997-98	121	J.W. Rutherford	v South Australia, Perth	1953-54
134	G.R. Marsh	v South Australia, Adelaide	1986-87	121	M.R.J. Veletta	v South Australia, Adelaide	1990-91
134	G.D. Robinson	v Victoria, Perth	1947-48	121	G.M. Wood	v Queensland, Perth	1985-86
134	RJ Campbell	v Tasmania, Hobart	2003-04	121	M.R.J. Veletta	v South Australia, Perth	1991-92
134	J.L. Langer	v New South Wales, Perth	2004-05	121	R.J. Campbell	v N.S.W., Perth	2001-02
133	D.E. Hoare	v Aust XI, Perth	1960-61	120	M.E.K. Hussey	v New South Wales, Perth	1997-98
133*	D.R. Martyn	v Queensland, Brisbane	1992-93	120	J.T. Irvine	v NSW, Sydney	1967-68
133	M.T. Vernon	v NSW, Perth	1967-68	120	C.W. Langdon	v South Africa, Perth	1952-53
133	G.M. Wood	v NSW, Perth	1985-86	120	J.L. Langer	v South Australia, Perth	1999-00
133*	T.J. Zoehrer	v NSW, Perth	1990-91	120	G.R. Marsh	v Queensland, Perth	1981-82
133	J.L. Langer	v Tasmania, Perth	2001-02	120*	G.R. Marsh	v Victoria, Melbourne	1987-88
132	P.C. Kelly	v NSW, Sydney	1965-66	120	J.L. Langer	v Tasmania, Hobart	1995-96
132	R.W. Marsh	v Queensland, Brisbane	1972-73	120*	S.M. Katich	v Victoria, Perth	1998-99
132*	B.K. Shepherd	v Queensland, Perth	1963-64	120	C.J.L. Rogers	v Tasmania, Perth	2003-04
131	R.J. Inverarity	v Queensland, Brisbane	1970-71	120	J.L. Langer	v South Australia, Perth	2004-05
131	C.W. Langdon	v South Australia, Adelaide	1950-51	119	D. Chadwick	v Queensland, Perth	1969-70
131	G. Shipperd	v Pakistan, Perth	1981-82	119	R. Edwards	v Queensland, Perth	1970-71
131*	G. Shipperd	v Victoria, Perth	1984-85	119	T.H. Hogue	v Victoria, Perth	1909-10
131	J.L. Langer	v Queensland, Brisbane	1991-92	119	K.J. Hughes	v NSW, Perth	1975-76
131	S.M. Katich	v N.S.W., Sydney	2001-02	119	R.J. Inverarity	v NSW, Sydney	1967-68
130	G.C. Becker	v NSW, Perth	1964-65	119	P.C. Kelly	v MCC, Perth	1965-66
130	D. Chadwick	v Victoria, Melbourne	1964-65	119	B.M. Laird	v Queensland, Brisbane	1975-76
130	K.J. Hughes	v Victoria, Perth	1982-83	119*	K.D. Meuleman	v South Australia, Perth	1959-60
130	K.J. Hughes	v Queensland, Perth	1983-84	119	W.A. McRae	v Victoria, Perth	1927-28
130	M.R.J. Veletta	v Queensland, Brisbane	1985-86	119*	G.M. Wood	v Queensland, Perth	1988-89
130	MJ North	v Queensland, Brisbane	2003-04	119	S.E. Marsh	v N.S.W., Newcastle	2002-03
130*	MJ North	v South Australia, Adelaide	2003-04	119*	C.J.L. Rogers	v Queensland, Brisbane	2003-04
130	M.W. Goodwin	v Victoria, St Kilda	2004-05	119	MW Goodwin	v Queensland, Brisbane	2003-04
129	D. Chadwick	v Queensland, Brisbane	1963-64	118	C.W. Langdon	v Queensland, Perth	1952-53
129	K.J. Hughes	v Tasmania, Devonport	1982-83	118	M.T. Vernon	v MCC, Perth	1965-66
129	K.J. Hughes	v NSW, Perth	1983-84	118	M.P. Lavender	v Victoria, St Kilda	1990-91
129	R.J. Inverarity	v Queensland, Brisbane	1964-65	118	MJ North	v Tasmania, Hobart	2003-04
129	J.L. Langer	v Tasmania, Hobart	1999-00	117	D. Chadwick	v Victoria, Perth	1969-70
129	G.R. Marsh	v Victoria, Perth	1992-93	117*	R. Edwards	v NSW, Sydney	1968-69
129	C. Milburn	v South Australia, Adelaide	1966-67	117	S.M. Katich	v New South Wales, Sydney	2000-01
129	C.S. Serjeant	v NSW, Perth	1977-78	117	B.M. Laird	v NSW, Sydney	1974-75
129	G. Shipperd	v South Australia, Adelaide	1984-85	117	B.M. Laird	v NSW, Sydney	1979-80
129	A.D. Watt	v Queensland, Brisbane	1947-48	117	G.R. Marsh	v Tasmania, Perth	1990,91
128	J.T. Irvine	v NSW, Sydney	1968-69	117*	R.W. Marsh	v NSW, Sydney	1972-73
128	G.R. Marsh	v NSW, Perth	1993-94	117	K.D. Meuleman	v Queensland, Brisbane	1957-58
128	M.R.J. Veletta	v Queensland, Perth	1990-91	117	E.F. Parker	v Victoria, Perth	1909-10
128	M.T. Vernon	v Queensland, Brisbane	1958-59	117	G.M. Wood	v Queensland, Perth	1990-91
128	A.C. Voges	v New South Wales, Perth	2004-05	116	W.S. Andrews	v Tasmania, Perth	1986-87
127	R. Edwards	v Victoria, Perth	1969-70	116*	D.R. Martyn	v Victoria, St Kilda	1992-93
127	K.J. Hughes	v Queensland, Brisbane	1978-79	116	E.F. Parker	v South Australia, Fremantle	1905-06
127	B.M. Laird	v Queensland, Perth	1974-75	116	W.R. Playle	v Victoria, Melbourne	1965-66
127	M.W. Goodwin	v Queensland, Perth	1996-97	116	B.K. Shepherd	v Queensland, Brisbane	1960-61

116	B.K. Shepherd	v Victoria, Melbourne	1961-62	107	T.J. Prindiville	v Victoria, Melbourne	1969-70
116	J.L. Langer	v South Australia, Adelaide	1996-97	107	G. Shipperd	v Victoria, Melbourne	1982-83
115	F.J. Bryant	v Victoria, Melbourne	1933-34	107	G.M. Wood	v South Australia, Perth	1986-87
115	R. Edwards	v NSW, Perth	1970-71	107*	G.B. Hogg	v Pakistan, Perth	1995-96
115*	T.G. Hogan	v Victoria, Melbourne	1988-89	107	J.L. Langer	v Tasmania, Perth	1995-96
115	T.M. Moody	v NSW, Sydney	1993-94	106	C. Milburn	v Queensland, Perth	1966-67
115	S.M. Katich	v Queensland, Brisbane	1998-99	106	C.S. Serjeant	v NSW, Sydney	1981-82
114	D. Chadwick	v Victoria, Melbourne	1963-64	106	G. Shipperd	v Victoria, Melbourne	1979-80
114	R.J. Inverarity	v Queensland, Perth	1966-67	106	R.B. Simpson	v Victoria, Melbourne	1960-61
114	R.J. Inverarity	v Victoria, Melbourne	1968-69	106	M.R.J. Veletta	v Tasmania, Perth	1987-88
114	R.J. Inverarity	v Victoria, Perth	1971-72	106	S.M. Katich	v England, Perth	1998-99
114*	K.H. Macleay	v NSW, Perth	1986-87	106	M.J. North	v. Queensland, Perth	2001-02
114	K.D. Meuleman	v South Australia, Adelaide	1957-58	106	SW Meuleman	v Victoria, Perth	2003-04
114	P.W. Wishart	v Queensland, Perth	1960-61	105	F.J. Alexander	v NSW, Sydney	1937-38
114	T.M. Moody	v Tasmania, Perth	1996-97	105	A.R. Edwards	v Queensland, Perth	1950-51
113	A.E.O. Barras	v Victoria, Perth	1938-39	105*	S.M. Katich	v Queensland, Perth	2000-01
113*	F.J. Bryant	v Victoria, Perth	1927-28	105*	G.R. Marsh	v South Australia, Adelaide	1988-89
113	K.J. Hughes	v NSW, Perth	1981-82	105	K.D. Meuleman	v Queensland, Brisbane	1959-60
113	J.L. Langer	v Tasmania, Perth	1997-98	105	S.H.D. Rowe	v MCC, Perth	1907-08
113*	M.P. Lavender	v Queensland, Brisbane	1990-91	105	M.T. Vernon	v Victoria, Melbourne	1959-60
113	M.W. McPhee	v Queensland, Perth	1989-90	105*	D.R. Martyn	v Victoria, Melbourne	1991-92
113	D.R. Martyn	v Tasmania, Hobart	1994-95	105	M.E.K. Hussey	v NSW, Sydney	1995-96
113	R.J. Campbell	v Victoria, Melbourne	1996-97	104	I.J. Brayshaw	v NSW, Sydney	1966-67
113	S.M. Katich	v Queensland, Brisbane	1998-99	104	R.J. Campbell	v Tasmania, Perth	1997-98
112	G.C. Becker	v Queensland, Brisbane	1968-69	104	D. Chadwick	v South Australia, Perth	1968-69
112	M.E.K. Hussey	v Tasmania, Perth	1999-00	104	A.R. Edwards	v Victoria, Perth	1947-48
112	C.W. Langdon	v Aust XI, Perth	1947-48	104	R.R. Frankish	v Victoria, Perth	1949-50
112	D.R. Martyn	v Queensland, Brisbane	1992-93	104	R.B. Gartrell	v Tasmania, Hobart	1985-86
112*	T.M. Moody	v Tasmania, Hobart	1988-89	104	R.J. Inverarity	v NSW, Perth	1972-73
112	K.S. McEwan	v West Indies, Perth	1979-80	104	R.W. Marsh	v West Indies, Perth	1968-69
112	C. Penter	v NSW, Sydney	1979-80	104	R.W. Marsh	v South Australia, Perth	1976-77
112*	R.B. Simpson	v Queensland, Perth	1956-57	104	G. Shipperd	v Queensland, Perth	1979-80
112	M.R.J. Veletta	v Victoria, Melbourne	1986-87	104*	M.R.J. Veletta	v South Australia, Adelaide	1992-93
111	R.J. Campbell	v Tasmania, Hobart	1999-00	104	M.R.J. Veletta	v Tasmania, Hobart	1992-93
111	K.J. Hughes	v South Australia, Perth	1984-85	104	T.J. Zoehrer	v NSW, Perth	1982-83
111	R.S. Langer	v NSW, Perth	1975-76	104	D.R. Martyn	v South Australia, Perth	1996-97
111	T.M. Moody	v Tasmania, Devonport	1986-87	104*	A.C. Gilchrist	v Queensland, Brisbane	1998-99
111	G.M. Wood	v South Australia, Adelaide	1982-83	104*	MW Goodwin	v Tasmania, Perth	2003-04
111*	G.B. Hogg	v NSW, Sydney	1995-96	103	W.S. Andrews	v Victoria, St Kilda	1989-90
111*	R.M. Baker	v Tasmania, Perth	1998-99	103	R.J. Bryant	v Victoria, Melbourne	1933-34
111	M.J. North	v. South Australia, Perth	2001-02	103	A.R. Edwards	v Queensland, Perth	1950-51
110	D. Chadwick	v South Australia, Adelaide	1965-66	103	R.J. Inverarity	v NSW, Sydney	1968-69
110	D. Chadwick	v NSW, Sydney	1968-69	103	P.C. Kelly	v NSW, Perth	1965-66
110	B.M. Laird	v India, Perth	1980-81	103	M.P. Lavender	v Victoria, Perth	1992-93
110*	B.M. Laird	v South Australia, Perth	1981-82	103	K.D. Meuleman	v South Africa, Perth	1952-53
110	J.L. Langer	v South Australia, Perth	1992-93	103	R.B. Sarre	v Aust XI, Perth	1952-53
110	A.L. Mann	v MCC, Perth	1970-71	103*	B.K. Shepherd	v Queensland, Perth	1955-56
110	R.W. Marsh	v Tasmania, Devonport	1982-83	103	G.M. Wood	v Tasmania, Devonport	1980-81
110	T.M. Moody	v New Zealand, Perth	1993-94	103	G.M. Wood	v Tasmania, Perth	1986-87
110	J.A. Shea	v Victoria, Melbourne	1937-38	103	T.J. Zoehrer	v Victoria, Perth	1989-90
110*	M.R.J. Veletta	v NSW, Sydney	1989-90	103	C.J.L. Rogers	v Victoria, St Kilda	2003-04
110	M.T. Vernon	v Queensland, Perth	1966-67	103*	S.E. Marsh	v South Australia, Perth	2004-05
110	D.R. Martyn	v Tasmania, Hobart	1991-92	102	K.B. Gartrell	v Victoria, Melbourne	1962-63
110*	C.J.L. Rogers	v South Australia, Perth	2002-03	102	A.C. Gilchrist	v South Australia, Adelaide	2000-01
109	W.G. Driver	v Queensland, Brisbane	1949-50	102*	C.J.L. Rogers	v. South Australia, Perth	2001-02
109	A.C. Gilchrist	v Victoria, Perth	1997-98	102	K.J. Hughes	v West Indies, Perth	1975-76
109*	A.C. Gilchrist	v Queensland, Perth	2000-01	102	S.M. Katich	v Victoria, Melbourne	2000-01
109	R.J. Inverarity	v Queensland, Brisbane	1965-66	102	R.S. Langer	v Queensland, Perth	1979-80
109	K.D. Meuleman	v MCC, Perth	1954-55	102*	K.H. Macleay	v NSW, Perth	1990-91
109*	L.M. Sawle	v NSW, Perth	1955-56	102	B.K. Shepherd	v Queensland, Brisbane	1960-61
109	G.M. Wood	v South Australia, Adelaide	1977-78	102	G.M. Wood	v Tasmania, Hobart	1985-86
109	T.J. Zoehrer	v Victoria, Perth	1987-88	101	R.I. Charlesworth	v South Australia, Adelaide	1978-79
109	T.M. Moody	v Tasmania, Perth	1998-99	101	S.M. Katich	v Queensland, Brisbane	2000-01
109	G.B. Hogg	v South Australia, Adelaide	2004-05	101	J.L. Langer	v Victoria, Perth	1997-98
108	M.E.K. Hussey	v Tasmania, Hobart	1997-98	101	G.R. Marsh	v Victoria, St Kilda	1992-93
108	R.J. Inverarity	v Queensland, Brisbane	1968-69	101	D.R. Martyn	v Tasmania, Hobart	1997-98
108	R.B. Kanhai	v Queensland, Perth	1961-62	101*	R. Meuleman	v NSW, Sydney	1969-70
108*	P.C. Kelly	v MCC, Perth	1965-66	101*	T.M. Moody	v Queensland, Brisbane	1990-91
108	J.W. Rutherford	v South Australia, Perth	1954-55	101	T.M. Moody	v South Australia, Perth	1997-98
108	G.M. Wood	v England, Perth	1990-91	101*	A.J. Richardson	v MCC, Perth	1928-29
108*	A.C. Gilchrist	v West Indies, Perth	1996-97	101*	C.S. Serjeant	v MCC, Perth	1976-77
108	D.R. Martyn	v Victoria, Perth	1996-97	101	B.K. Shepherd	v Victoria, Perth	1956-57
107	G.R. Marsh	v Queensland, Perth	1983-84	101*	D.J. Woodhead	v Queensland, Perth	1958 59
107	G.R. Marsh	v Queensland, Perth	1992-93	101*	M.R.J. Veletta	v NSW, Sydney	1991-92

101*	C.J.L. Rogers	v. South Australia, Perth	2001-02
101*	M.J. Nicholson	v. South Africa, Perth	2001-02
101	S.E. Marsh	v Tasmania, Perth	2004-05
100*	I.J. Brayshaw	v West Indies, Perth	1975-76
100	F.R. Buttsworth	v Victoria, Perth	1921-22
100	R.J. Campbell	v Victoria, Perth	1997-98
100	R. Edwards	v Victoria, Melbourne	1973-74
100	K.H. Macleay	v Victoria, Melbourne	1982-83
100	G.R. Marsh	v Victoria, Perth	1985-86
100	D.R. Martyn	v Tasmania, Hobart	1993-94
100	T.M. Moody	v Victoria, Melbourne	1986-87
100	T.M. Moody	v NSW, Sydney	1990-91
100	M.D. O'Neill	v India, Perth	1980-81
100	B.K. Shepherd	v South Africa, Perth	1962-63
100	M.R.J. Veletta	v Victoria, Carlton	1984-85
100	M.R.J. Veletta	v Victoria, Perth	1988-89
100	M.T. Vernon	v Victoria, Perth	1966-67
100*	G.M. Wood	v Queensland, Perth	1977-78
100*	D.R. Martyn	v Tasmania, Perth	1998-99
100	M.E.K. Hussey	v. N.S.W., Sydney	2001-02
100*	KM Harvey	v Tasmania, Hobart	2003-04

* Denotes not out.



Geoff Marsh



Graeme Wood

Career Records for WA and WA Combined XI



The dates after each player's name denote the first and final seasons of the cricketer's career. For example, 1960 indicates the 1960-61 season; and 1960-64 indicates from the 1960-61 season to the 1964-65 season. The details set out below show the first line against the player's name as his first-class record for Western Australia. The second line gives his matches for the WA Combined XI. Test match records for WA players appear elsewhere in the book.

Player	Seasons	Match	Inns.	N.O.	H.S.	Runs	Ave.	100's	50's	Balls	Runs	Wkts.	Ave.	5 WI	10 WM	Ct	St
Alderman T.M.	1974-92	110	120	42	26*	559	7.16	-	-	22,900	10,451	433	24.13	20	4	88	-
Alexander F.J.	1931-37	14	26	-	105	544	20.92	1	-	16	32	-	-	-	-	4	-
Allen J.M.	1996	1	1	-	30	30	30.00	-	-	120	87	-	-	-	-	-	-
Anderson Dr J.T.	1908-09	4	7	1	14	40	6.66	-	-	180	82	2	41.00	-	-	2	-
Andrews W.S.	1982-92	91	136	13	139	4674	38.00	5	32	3,600	1,569	40	39.22	-	-	73	-
Angel J.	1991-2003	109	143	38	84*	1260	12.00	-	4	23479	10937	445	24.58	16	1	22	-
Arthur G.C.	1937	3	6	-	27	53	8.83	-	-	-	-	-	-	-	-	4	1
Atkinson M.P.	1992-98	21	29	9	52*	423	21.15	-	1	3,503	1,923	54	35.61	1	-	13	-
Auty C.	1990	2	4	1	17*	25	8.33	-	-	234	139	-	-	-	-	1	-
Back W.	1892	2	4	-	7	12	3.00	-	-	-	-	-	-	-	-	-	-
Baird K.H.	1929	1	2	-	0	0	-	-	-	128	70	-	-	-	-	-	-
Baker D.J.	1972-81	17	20	6	50	194	13.85	-	1	2,580	1,255	44	28.52	-	-	9	-
Baker R.M.	1995	29	52	7	111*	1252	27.82	1	5	1,649	814	18	45.22	-	-	24	-
Bandy L.H.	1939-47	7	13	3	53*	270	27.00	-	1	264	109	3	36.33	-	-	6	-
Banks A.J.	1908-20	2	3	-	19	23	7.66	-	-	110	105	3	35.00	-	-	2	-
Barras A.E.O.	1938-47	6	9	1	113	352	44.00	1	2	136	75	1	75.00	-	-	4	-
Bateman W.A.	1892	2	3	-	20	21	7.00	-	-	108	71	2	35.50	-	-	3	-
Becker G.C.	1963-68	44	74	2	195	2,062	28.63	3	12	-	-	-	-	-	-	100	17
		3	4	1	53	97	32.33	-	1	-	-	-	-	-	-	8	1
Bennett F.C.	1950-51	2	4	1	42*	73	24.33	-	-	-	-	-	-	-	-	1	-
Bennett F.	1892	2	4	-	10	13	3.25	-	-	-	-	-	-	-	-	1	-
Bessen M.O.	1937	1	2	-	39	40	20.00	-	-	-	-	-	-	-	-	-	-
Bevan H.G.	1956-63	40	63	24	26	320	8.20	-	-	7,186	3,936	115	34.23	6	-	11	-
		2	3	2	7*	11	11.00	-	-	429	240	6	40.00	1	-	2	-
Bidstrup T.A.	1957-60	2	4	1	20	32	10.66	-	-	328	178	4	44.50	-	-	-	-
Bishop E.G.	1892-98	3	6	3	6	11	3.66	-	-	630	229	8	28.62	1	-	1	-
Blundell G.R.	1921-24	5	9	-	52	178	19.77	-	1	173	117	5	23.40	-	-	2	-
Bott L.C.	1912-25	14	24	-	54	400	16.66	-	1	294	127	4	31.75	-	-	7	-
Bovell H.E.J.	1961	1	2	-	10	15	7.50	-	-	-	-	-	-	-	-	-	-
Bowe R.D.	1967-68	3	6	1	86	110	22.00	-	1	-	-	-	-	-	-	-	-
Boyd D.L.	1981-82	12	16	3	43*	246	18.92	-	-	1,862	1,831	25	41.24	-	-	5	-
Brayshaw I.J.	1960-77	101	161	25	160	4,325	31.80	3	25	11,625	4,465	178	25.08	7	2	108	-
Brayshaw J.A.	1987-90	18	24	2	81	633	28.77	-	4	410	201	2	100.50	-	-	17	-
Breman T.G.	1985-87	10	14	3	45*	203	18.45	-	-	1,404	666	22	30.27	1	-	4	-
Bromley E.H.	1929-31	6	12	-	78	247	20.58	-	2	763	408	10	40.80	-	-	4	-
Bryant F.J.	1926-36	19	33	1	115	946	29.56	2	5	8	10	-	-	-	-	7	-
		1	1	-	12	12	12.00	-	-	-	-	-	-	-	-	-	-
Bryant R.J.	1924-35	28	49	2	103	1,076	21.95	1	4	1,394	688	19	36.21	-	-	15	-
		1	2	1	12*	12	12.00	-	-	128	58	1	58.00	-	-	-	-
Bryant W.J.	1926	1	2	-	6	6	3.00	-	-	-	-	-	-	-	-	-	-
Buggins B.L.	1954-62	62	96	14	60*	1,188	14.48	-	1	3	1	1	1.00	-	-	143	19
		1	1	1	4	4.00	-	-	-	-	-	-	-	-	-	5	-
Bush G.E.W.	1984-90	9	13	3	27	73	7.30	-	-	1,393	792	17	46.58	-	-	5	-
Butler W.J.	1921	1	2	-	6	10	5.00	-	-	-	-	-	-	-	-	-	-
Buttsworth F.J.	1947-49	8	15	-	60	343	22.86	-	2	-	-	-	-	-	-	3	-
Buttsworth F.R.	1920-25	7	12	3	100	153	17.00	1	-	1,056	544	13	41.84	-	-	2	-
Buttsworth W.F.	1937	3	6	-	41	109	18.16	-	-	-	-	-	-	-	-	3	-
Byfield A.S.	1952-53	6	12	3	39	251	27.88	-	-	56	43	2	21.50	-	-	5	-
Calder H.	1932	1	1	-	9	9	9.00	-	-	-	-	-	-	-	-	1	-
Campbell I.J.	1933	2	2	-	9	16	8.00	-	-	-	-	-	-	-	-	1	-
Campbell R.J.	1996	86	139	5	203	5374	40.10	10	34	24	30	-	-	-	-	221	13
Cantwell H.R.	1924	1	2	-	0	0	-	-	-	-	-	-	-	-	-	1	-
Capes P.A.	1985-92	40	46	14	23	329	10.28	-	-	7,895	3,925	124	31.65	4	1	9	-
Carlson V.C.	1922-25	3	5	-	10	14	2.80	-	-	18	5	-	-	-	-	-	-

Carmody D.K.	1947-55	35	67	1	198	1,861	28.19	1	11	55	42	1	42.00	-	-	26	2
		1	2	-	38	46	23.00	-	-	-	-	-	-	-	-	-	-
Carter R.C.	1909	3	6	1	32	97	19.40	-	-	24	14	-	-	-	-	1	-
Cary S.R.	1994	39	40	19	13	168	8.00	-	-	8,064	3,674	102	36.02	-	-	14	-
Casson B.	2002	15	25	5	35	290	14.50	-	-	3043	1785	46	38.80	2	1	6	-
Chadwick D.	1963-71	65	118	10	137	3,886	35.98	9	14	39	37	-	-	-	-	45	-
Chappell T.M.	1976	4	4	-	57	160	40.00	-	2	8	5	-	-	-	-	2	-
Chamberlain J.A.	1906	1	2	-	11	11	5.50	-	-	6	17	-	-	-	-	1	-
Charlesworth L.	1949-50	8	16	1	122	494	32.93	1	1	16	14	-	-	-	-	8	-
Charlesworth R.I.	1972-79	47	82	5	101	2,327	30.22	1	16	8	1	-	-	-	-	35	-
Christian A.H.	1906-21	17	32	1	97	757	24.41	-	5	4,060	1,981	79	25.07	5	2	6	-
Clark H.J.	1922	1	2	-	1	1	0.50	-	-	24	18	-	-	-	-	-	-
Clark M.W.	2001	16	21	9	26	135	11.25	-	-	2706	1297	46	28.19	1	-	10	-
Clark W.M.	1974-84	49	58	23	46*	604	17.26	-	-	11,190	4,641	150	30.94	4	-	16	-
Clements S.C.	1981-84	20	33	1	151	1,114	34.81	1	8	92	56	-	-	-	-	15	-
Clough P.M.	1984-85	8	10	4	21	56	9.33	-	-	1,693	830	24	34.58	-	-	-	-
Colgan G.	1977	1	1	-	1	1	1.00	-	-	136	87	2	43.50	-	-	-	-
Connor G.O.	1958	4	8	-	22	73	9.12	-	-	24	13	-	-	-	-	3	-
Coombe T.M.	1905	1	2	-	15	15	7.50	-	-	-	-	-	-	-	-	-	-
Coulson C.E.	1990-95	11	19	5	32*	178	12.71	-	-	2,269	1,164	31	37.55	-	-	8	-
Cowper R.M.	1968	3	4	-	15	27	6.75	-	-	205	100	2	50.00	-	-	10	-
Cox M.J.	1985-86	7	8	-	31	97	12.12	-	-	-	-	-	-	-	-	23	2
Coyne T.H.	1905-08	4	7	-	62	144	20.57	-	1	420	194	11	17.63	1	-	2	-
Cripps A.E.	1952	2	4	-	16	27	6.75	-	-	-	-	-	-	-	-	1	-
Cullen G.I.	2000	1	1	-	5	5	5.00	-	-	-	-	-	-	-	-	-	-
Cullinan T.	1892	1	2	-	8	9	4.50	-	-	12	19	-	-	-	-	-	-
Cumming K.R.	1945-47	9	12	3	10	35	3.88	-	-	1,750	616	22	28.00	1	-	3	-
		1	1	-	13	13	13.00	-	-	144	41	1	41.00	-	-	-	-
Curtin P.W.E.	1931-32	3	5	1	35	64	16.00	-	-	376	163	2	81.50	-	-	-	-
Daniel W.W.	1981	2	2	-	21	23	11.50	-	-	378	180	1	180.00	-	-	1	-
Dick A.W.	1948	1	2	-	8	8	4.00	-	-	32	11	-	-	-	-	-	-
Dick I.R.	1950	1	2	-	27	27	13.50	-	-	-	-	-	-	-	-	-	-
Dighton M.G.	1997-99	11	19	2	182*	605	35.59	1	2	-	-	-	-	-	-	15	-
Ditchburn A.J.	1933-35	9	14	4	27*	127	12.70	-	-	1,839	674	22	30.63	-	-	9	-
Doig R.O.	1926-32	3	6	1	16	56	11.20	-	-	128	79	1	79.00	-	-	-	-
Dorey B.R.	2004	6	8	1	17	90	12.86	-	-	1093	505	23	21.95	1	-	1	-
Drew A.D.	1924-32	13	25	-	42	298	11.92	-	-	272	156	2	78.00	-	-	10	-
		1	2	-	37	37	18.50	-	-	-	-	-	-	-	-	-	-
Driver W.G.	1949	4	8	-	109	359	44.87	1	1	40	24	-	-	-	-	1	-
Duffy W.V.	1892	2	4	-	42	62	15.50	-	-	303	183	8	22.87	1	-	-	-
Dunn W.P.	1948-52	18	32	12	33*	169	8.45	-	-	3,987	1,507	48	31.39	2	-	16	-
Dunstan W.J.	1905	1	1	-	0	0	-	-	-	-	-	-	-	-	-	-	1
Duperouzel B.	1971-72	5	8	2	43	143	23.83	-	-	8	6	-	-	-	-	7	1
Edmondson B.M.	2003	13	15	7	13	35	4.37	-	-	2938	2049	62	33.05	1	-	5	-
Edmondson H.P.D.	1905-12	6	11	-	68	194	17.63	-	2	287	226	4	56.50	-	-	1	-
Edwards A.R.	1946-56	44	77	5	105	2,325	32.29	3	12	691	346	14	24.71	-	-	35	1
		1	1	-	45	45	45.00	-	-	-	-	-	-	-	-	-	-
Edwards E.K.	1948	2	4	-	21	47	11.75	-	-	-	-	-	-	-	-	-	-
Edwards R.	1964-74	72	122	15	158	4,481	41.87	11	22	40	29	1	29.00	-	-	79	8
Edwards W.J.	1973-77	22	40	1	153	1,313	33.66	2	9	199	141	2	70.50	-	-	16	-
England E.J.	1945-53	5	8	1	71	213	30.42	-	2	8	11	-	-	-	-	4	-
Epstein J.	1945	1	1	-	33	33	33.00	-	-	120	33	3	11.00	-	-	-	-
Evans G.N.	1937	2	4	-	26	26	6.50	-	-	-	-	-	-	-	-	-	-
Evans R.M.	1906-24	11	20	2	34*	270	15.00	-	-	400	214	1	214.00	-	-	6	-
Evans W.A.	1921-32	20	36	1	53	543	15.51	-	1	3,200	1,248	34	36.70	1	-	13	-
		2	2	-	0	0	-	-	-	408	127	4	31.75	-	-	1	-
Everett D.T.	1935	1	1	-	0	0	-	-	-	-	-	-	-	-	-	-	-
Everett J.S.	1909	1	2	-	13	13	6.50	-	-	78	48	-	-	-	-	1	-
-																	
Evers H.A.	1905-20	13	20	1	43	315	16.57	-	-	-	-	-	-	-	-	14	12
Eyres G.	1937-39	8	14	2	41	118	9.83	-	-	1857	757	26	29.11	2	-	4	-
Ferries K.I.	1961	1	1	-	9	9	9.00	-	-	152	61	1	61.00	-	-	-	-
Fidock H.E.	1924-29	3	5	1	35	50	12.50	-	-	280	152	3	50.66	-	-	2	-
Fitzgerald D.A.	1993-94	4	5	2	35	110	36.66	-	-	-	-	-	-	-	-	6	-
Fleay C.W.E.J.	1922	1	1	-	4	4	4.00	-	-	72	36	2	18.00	-	-	2	-
Foley M.H.	1953	3	6	-	43	101	16.83	-	-	-	-	-	-	-	-	2	-
Forsyth G.M.	1961	1	1	-	1	1	1.00	-	-	216	91	2	45.50	-	-	1	-
Francis S.G.	1933-36	8	12	3	26*	149	16.55	-	-	1,611	592	23	25.73	2	-	3	-

Frankish R.R.	1948-52	19	38	5	104	799	24.21	1	2	1,592	725	20	36.25	-	-	21	-
Fremantle Dr L.F.	1924-25	3	6	-	87	131	21.83	-	1	420	303	5	60.60	-	-	6	-
Gallash I.	1962-63	10	16	5	30*	100	9.09	-	-	2,186	972	24	40.50	-	-	3	-
		1	2	1	6	8	8.00	-	192	113	-	-	-	-	-	-	-
Gannon J.B.	1966-78	37	38	17	20	138	6.57	-	-	6,975	3,204	106	30.22	2	-	16	-
Gardiner G.A.	1934-37	7	14	3	29*	176	16.00	-	-	687	368	14	26.28	1	-	3	-
Gartrell K.B.	1959-62	10	19	-	102	482	25.36	1	2	146	127	1	127.00	-	-	8	-
Gartrell R.B.	1984-85	7	13	2	104	402	36.54	1	1	-	-	-	-	-	-	2	-
Garnaut M.S.	1996-97	16	16	4	10*	57	4.75	-	-	2,698	1,554	37	42.00	-	-	6	-
Gaunt R.A.	1955-59	29	37	11	27*	250	9.61	-	-	6,074	2,894	109	26.55	5	-	8	-
Germaine L.	1958	7	10	2	46*	96	12.00	-	-	994	589	12	49.08	-	-	2	-
		1	1	-	2	2	2.00	-	-	208	103	-	-	-	-	-	-
Gilchrist A.C.	1994	56	89	12	203*	3230	41.95	9	14	-	-	-	-	-	-	283	8
Gonnella P.	1984-88	19	32	4	134	878	31.35	1	3	100	50	-	-	-	-	12	-
Good Dr R.N.S.	1909	2	4	-	48	52	13.00	-	-	-	-	-	-	-	-	-	-
Goodwin MW	1994	59	105	8	201*	4341	43.72	10	21	12	2	-	-	-	-	40	-
Gorringe H.R.	1951-58	27	40	10	25	224	7.46	-	-	5,790	3,044	87	34.98	2	1	12	-
		1	2	-	4	4	2.00	-	-	152	61	2	30.50	-	-	-	-
Gouly L.	1905-07	4	7	3	70*	140	35.00	-	1	-	-	-	-	-	-	-	-
Graf S.F.	1983	11	14	2	74	420	35.00	-	3	2,251	1,048	32	32.75	-	-	10	-
Grigg H.T.	1925	3	6	-	30	81	13.50	-	-	-	-	-	-	-	-	1	-
Guest C.E.J.	1966	7	12	2	74	328	32.80	-	2	1,347	611	16	38.18	-	-	3	-
Hagdorn K.J.	1977	1	did	not	bat	-	-	-	-	48	19	-	-	-	-	-	-
Halcombe R.A.	1928-39	17	24	8	14*	85	5.31	-	-	2,510	1,279	34	37.61	-	-	5	-
		3	3	1	7	9	4.50	-	-	624	294	7	42.00	-	-	-	-
Hanna B.L.	1970-72	7	13	1	51*	213	17.75	-	1	32	30	-	-	-	-	6	-
Hantke T.C.M.	1908	1	2	-	2	2	1.00	-	-	30	20	-	-	-	-	-	-
Harburn C.M.	1961-65	7	13	-	139	307	23.61	1	2	80	36	-	-	-	-	4	-
Hardie A.E.	1922	2	4	-	17	49	12.25	-	-	224	201	6	33.50	-	-	-	-
Harper C.W.	1908	3	4	3	11*	16	16.00	-	-	174	89	2	44.50	-	-	-	-
Harris D.J.	1990	1	2	-	23	23	11.50	-	-	-	-	-	-	-	-	3	-
Harris H.V.P.	1898	1	2	-	32	54	27.00	-	-	-	-	-	-	-	-	2	-
Harrold H.W.	1925	1	2	1	21*	21	21.00	-	-	168	89	2	44.50	-	-	-	-
Harvey E.	1905	1	2	1	14*	14	14.00	-	-	18	17	-	-	-	-	-	-
Harvey K.M.	1994-04	26	39	10	100*	661	22.79	1	-	3846	2112	58	36.41	-	-	18	-
Hawke N.J.N.	1959	7	9	-	89	189	21.00	-	1	774	344	6	57.33	-	-	5	-
Heal A.K.	2003	2	2	-	33	42	21.00	-	-	379	243	2	121.50	-	-	-	-
Healy E.N.	1920	1	1	-	1	1	1.00	-	-	-	-	-	-	-	-	-	-
Heindricks A.H.J.C.	1922	2	3	1	91*	127	63.50	-	1	-	-	-	-	-	-	-	-
Hennah W.H.	1909	1	2	-	0	0	-	-	-	84	52	-	-	-	-	1	-
Herbert H.J.	1922-26	5	10	2	19*	59	7.37	-	-	266	156	5	31.20	-	-	1	-
Herbert M.U.	1945-54	16	27	1	53	343	13.19	-	1	2,955	1,561	40	39.62	2	-	9	-
		1	1	1	28	28	28.00	-	-	-	-	-	-	-	-	-	-
Herring L.L.	1898	1	2	-	34	41	20.50	-	-	-	-	-	-	-	-	-	-
Herzberg S.	1991-92	2	4	2	57*	76	38.00	-	1	355	189	6	31.50	-	-	1	-
Hewson R.H.	1924-31	13	24	8	38	256	16.00	-	-	-	-	-	-	-	9	6	-
Hill W.D.	1983-84	8	9	1	31*	83	10.37	-	-	6	1	-	-	-	-	23	-
Hill-Smith W.	1931-33	8	12	-	68	344	24.57	-	4	-	-	-	-	-	-	3	-
		1	2	-	32	49	24.50	-	-	-	-	-	-	-	-	-	-
Hoare D.E.	1955-65	54	78	16	133	1,164	18.77	1	3	10,743	5,075	194	26.15	10	1	24	-
		2	2	-	5	5	2.50	-	-	280	135	8	16.87	1	-	1	-
Hogan T.G.	1981-90	56	73	11	115*	1,207	19.47	1	4	12,580	5,315	148	35.91	6	-	36	-
Hogg G.B.	1993	69	108	22	111*	2777	32.29	3	17	8074	4276	101	42.33	7	-	42	-
Hogue T.H.	1906-12	15	27	1	119	815	31.34	1	5	1,656	806	36	22.38	-	-	9	-
Hogue W.W.	1907-12	8	13	2	33	163	14.82	-	-	504	244	3	81.33	-	-	3	-
Horrocks W.J.	1926-35	11	20	3	148*	607	35.70	1	5	16	7	-	-	-	-	4	-
		2	3	-	140	247	82.33	1	1	-	-	-	-	-	-	1	-
Hosking A.W.	1898	1	2	-	53	79	39.50	-	1	78	18	-	-	-	-	-	-
House G.W.C.	1972-73	4	4	1	70*	87	29.00	-	1	432	216	6	36.00	-	-	2	-
Howard H.C.	1905-24	20	37	7	77*	784	26.13	-	5	284	219	6	36.50	-	-	7	-
Hubble J.M.	1964-74	15	19	8	54	234	21.27	-	1	3,031	1,431	47	30.44	1	1	7	-
Hughes K.J.	1975-88	66	111	4	183	4,588	42.87	13	22	72	24	-	-	-	-	40	-
Hughes W.C.	1912	5	7	2	13*	38	7.60	-	-	663	555	19	29.21	-	-	6	-
Hussey P.L.	1892	2	4	-	14	27	6.75	-	-	-	-	-	-	-	-	-	-
Hussey M.E.K.	1994	108	198	12	223*	7854	42.22	17	37	952	438	13	33.69	-	-	109	-
Inverarity M.	1925-39	26	44	1	68*	736	17.11	-	4	3,099	2,104	53	39.69	3	-	11	-
Inverarity R.J.	1962-78	119	207	21	187	7,607	40.89	20	36	4,983	1,954	55	35.52	-	-	156	-
		2	4	-	13	36	9.00	-	-	16	2	-	-	-	-	3	-

Ireland G.J.	1984-85	8	9	-	50	151	16.77	-	1	-	-	-	-	-	-	6	-
Irvine J.T.	1964-70	30	48	3	182	1,602	35.60	3	8	216	120	1	120.00	-	-	24	-
		1	1	-	20	20	20.00	-	-								
Jackson A.E.	1898	1	2	-	43	47	23.50	-	-								
James E.P.	1953-54	2	3	-	24	25	8.33	-	-	426	302	5	60.40	-	-		
		1	2	-	0	0	-	-	-	256	92	2	46.00	-	-		
Jarvis C.M.B.	1932	1	1	-	3	3	3.00	-	-							2	
Jeffreys J.A.	1937-39	5	10	-	36	158	15.80	-	-							6	
Jeffreys K.S.	1937-45	6	10	2	49	194	24.25	-	-	208	155	3	51.66	-	-	1	-
Jenner T.J.	1963-66	24	43	8	69	748	21.37	-	1	3,845	2,006	34	59.00	-	-	11	-
		1	1	1	12*	12	-	-	-	168	119	1	119.00	-	-		
Jones A.	1963	9	18	-	66	503	27.94	-	3	88	32	1	32.00	-	-	2	-
		1	2	-	1	1	0.50	-	-								
Jones E.	1906-07	3	6	-	48	98	16.33	-	-	594	279	9	31.00	-	-	3	-
Jones J.R.	1933-35	10	12	5	22	104	14.85	-	-	1,830	939	27	34.77	-	-	10	-
Jones S.A.	1975	1	2	-	36	38	19.00	-	-	120	108	1	108.00	-	-	2	-
Jones V.C.	1905	1	2	-	15	16	8.00	-	-	54	52	-	-	-	-	1	-
Joynt H.K.	1960-64	16	29	-	56	440	15.17	-	2	56	33	1	33.00	-	-	15	-
		1	2	-	81	85	42.50	-	1								
Julian B.P.	1989-00	92	135	21	124	2,654	23.28	2	12	17,145	9,049	306	29.57	16	2	65	-
Jurgensen S.J.	1998	2	3	3	13	16	-	-	-	373	223	2	111.50	-	-	1	-
Kanhai R.B.	1961	8	14	1	135	533	41.00	2	2	56	21	-	-	-	-	3	-
Karppinen S.J.	2000	3	5	1	17	22	5.50	-	-	558	324	11	29.45	-	-	-	-
Katich S.M.	1996	50	90	13	228*	3,847	49.96	12	17	815	544	11	49.45	-	-	44	-
Kelly O.H.	1906-07	3	6	1	23	75	15.00	-	-							1	-
Kelly P.C.	1964-66	21	39	3	132	1,556	43.22	4	7	73	47	-	-	-	-	10	-
		1	2	-	33	48	24.00	-	-								
Kelly R.C.	1992	3	6	1	34	94	18.80	-	-	-	-	-	-	-	-	2	-
Kelly W.H.	1905	2	3	1	9	10	5.00	-	-	230	112	3	37.33	-	-	1	-
Keogh E.J.	1898	1	2	-	13	14	7.00	-	-	150	68	2	34.00	-	-		
Kessey G.T.	1945-49	12	18	3	60	286	19.06	-	1							18	5
		1	1	1	34*	34	-	-	-							1	2
Kimpton R.W.	1935	1	1	-	8	8	8.00	-	-							1	-
Laird B.M.	1972-83	64	113	9	171	3,824	36.77	7	23	74	50	-	-	-	-	60	-
Lang H.K.	1929-31	2	4	-	29	42	10.50	-	-								
Langdon C.W.	1946-55	29	53	3	138	1,857	37.14	5	9	2,354	956	23	41.56	-	-	22	-
Langer J.L.	1991	95	171	14	274*	8209	52.28	24	31	114	47	-	-	-	-	81	-
Langer R.S.	1973-81	44	78	14	150*	2,756	43.06	5	18	448	195	5	39.00	-	-	19	-
Langigan J.P.	1921-22	2	3	1	64*	76	38.00	-	1	488	204	4	51.00	-	-		
Lavender M.P.	1990-96	51	95	6	173*	3,071	34.51	6	14	42	15	-	24.59	-	-	45	-
Lehmann C.A.	1912	2	3	1	10	17	8.50	-	-	216	153	4	38.25	-	-	2	
Lillee D.K.	1969-83	76	94	27	54*	980	14.63	-	1	17,789	8,080	351	23.02	19	4	26	-
Lilly K.E.	1988	2	2	1	4*	4	4.00	-	-	360	255	6	42.50	-	-	-	
Loader P.J.	1963	1	1	-	0	0	-	-	-	152	85	-	-	-	-		
Lock G.A.R.	1962-70	71	108	17	66	1,467	16.12	-	2	21,215	7,770	316	24.59	16	2	84	-
		3	3	-	32	64	21.33	-	-	687	305	10	30.50	-	-	2	-
Lockwood W.T.	1898	1	2	-	21	21	10.50	-	-								
Lodge A.O.	1958-61	15	26	3	85	616	26.78	-	4							17	-
Loton C.V.	1925	2	4	2	21	25	12.50	-	-							-	1
Loton M.W.	1924	1	2	-	38	40	20.00	-	-							1	-
Lovelock O.I.	1932-39	21	36	8	94*	796	28.43	-	4							19	15
		2	2	-	11	19	9.50	-	-	-	-	-	-	-	-	-	2
Lovett A.F.	1950	1	2	-	6	6	3.00	-	-	47	40	1	40.00	-	-	1	-
MacGill C.W.T.	1939-50	6	11	1	78	250	25.00	-	1	120	559	19	29.42	-	-	5	-
MacGill S.C.G.	1993	1	2	1	9	11	11.00	-	-	174	91	-	-	-	-	-	-
MacGill T.M.D.	1968-72	12	18	4	34	210	15.00	-	-	2,104	921	23	40.04	-	-	7	-
Mack C.D.	1989-90	9	9	3	8	14	2.80	-	-	1,811	990	22	45.00	-	-	1	-
Macleay K.H.	1981-91	100	130	25	114*	2,870	27.33	3	13	19,377	7,756	261	29.72	6	-	63	-
Magoffin S.J.	2004	11	14	5	29*	125	13.89	-	-	2,211	1,119	34	32.91	1	-	3	-
Malone M.F.	1974-81	42	50	14	38	635	17.63	-	-	9,659	4,060	163	24.60	7	-	25	-
Mann A.L.	1963-83	76	114	17	110	2,355	24.28	1	11	14,251	6,592	196	33.63	5	-	44	-
Marks V.J.	1986	11	10	2	66*	370	46.25	-	1	2,840	955	30	31.85	1	-	7	-
Marsh G.R.	1977-93	112	196	13	355*	7,731	42.25	24	29	30	9	1	9.00	-	-	74	-
Marsh R.W.	1968-83	97	156	12	236	5,181	35.98	8	25	32	17	-	-	-	-	359	33
		1	2	-	22	22	11.00	-	-							1	-
Marsh SE	2000	22	38	5	119	1016	30.79	3	1	78	64	2	32.00	-	-	19	-
Martin E.J.	1932	1	1	-	2	2	2.00	-	-	190	165	6	27.50	-	-		

Martyn D.R.	1990	100	176	17	203*	7124	44.81	20	36	128	126	32	39.31	-	-	95	1
Mason M.S.	1996-97	3	5	1	3	10	2.50	-	-	535	249	4	62.25	-	-	1	-
Massie R.A.L.	1965-74	28	27	10	23	171	10.05	-	-	5,718	2,438	91	26.79	-	-	4	-
Mateljan T.	1959	2	2	-	19	19	9.50	-	-	312	169	2	84.50	-	-	2	-
Matthews C.D.	1984-90	52	66	8	71	1,309	22.56	-	7	10,876	5,332	225	23.70	14	-	19	-
Mayne L.C.	1961-69	32	46	16	50	333	11.10	-	1	7,958	4,090	125	32.72	5	-	10	-
		2	1	1	4*	4	4.00	-	-	436	279	9	31.00	-	-	-	-
Meares F.D.	1898	1	2	-	16	16	8.00	-	-	30	9	-	-	-	-	-	-
Meek A.B.	1920-25	5	8	1	12*	40	5.71	-	-	361	237	2	118.50	-	-	1	-
Meuleman K.D.	1952-60	48	75	9	234*	3,398	51.48	11	13	1,014	637	10	63.70	-	-	13	-
Meuleman R.D.	1968-71	14	22	3	101*	545	28.68	1	3	8	-	-	-	-	-	6	-
Meuleman S.W.	2000	19	33	-	109	742	22.48	2	3	120	97	2	48.50	-	-	7	-
Michael C.A.	1979	3	2	2	1*	1	-	-	-	414	241	9	26.77	-	-	1	-
Milburn C.	1966-68	17	29	2	243	1,414	52.37	3	8	632	302	5	60.40	-	-	15	-
		1	2	-	79	97	48.50	-	1	24	21	-	-	-	-	3	-
Millar G.A.	1981	1	1	-	20	20	20.00	-	-	114	77	-	-	-	-	-	-
Miller W.A.	1924	1	1	-	14	14	14.00	-	-	56	23	1	23.00	-	-	-	-
Mills R.L.	1937-38	5	8	2	14	20	3.66	-	-	712	344	5	68.80	-	-	2	-
Milosz S.J.	1983-87	10	10	7	8	18	6.00	-	-	1,811	759	17	44.64	1	-	4	-
Moffatt A.A.	1892	2	4	2	2	3	1.50	-	-	66	47	1	47.00	-	-	-	-
Moody T.M.	1985-00	145	247	22	272	9,520	42.31	21	49	15,266	6,590	232	28.40	5	1	124	-
Moore W.H.	1898	1	2	-	14	18	9.00	-	-	-	-	-	-	-	-	1	1
Moysey G.B.	1907	1	2	-	8	13	6.50	-	-	-	-	-	-	-	-	-	-
Muggleton M.B.	1964-69	3	6	-	21	50	8.33	-	-	8	2	1	2.00	-	-	-	-
Mulder B.	1983-86	25	22	10	25*	101	8.42	-	-	4,850	2,112	57	37.05	3	1	14	-
Mullally A.D.	1987-89	15	12	4	34	64	8.00	-	-	3,267	1,556	37	42.05	-	-	4	-
Mullooly T.C.	1976	1	1	-	5	5	5.00	-	-	136	77	1	77.00	-	-	2	-
Munro C.	1905-09	3	5	1	26*	55	13.75	-	-	509	224	5	44.80	-	-	3	-
Munro J.K.E.	1948-54	25	47	5	53*	487	11.59	-	1	48	18	1	18.00	-	-	55	3
		1	2	1	5*	10	10.00	-	-	-	-	-	-	-	-	1	1
Murray G.I.	1964	1	1	-	1	1	1.00	-	-	146	94	3	31.25	-	-	-	-
McAullay K.J.	1970-73	22	43	3	86	1251	31.27	-	9	-	-	-	-	-	-	14	-
McCague M.J.	1990-91	11	13	3	34	124	12.40	-	-	2,048	1,086	32	33.93	1	-	7	-
McCarthy P.C.D.	1950-54	7	14	-	98	386	27.57	-	2	-	-	-	-	-	-	3	-
McEvoy D.M.	1966	2	3	-	28	40	13.33	-	-	-	-	-	-	-	-	3	-
McEwan K.S.	1979-80	18	34	3	177	1,094	35.29	2	6	3	8	-	-	-	-	9	-
McFarlane R.D.	1981	2	4	-	22	51	12.75	-	-	-	-	-	-	-	-	4	-
McKenzie D.C.	1934-45	4	6	-	88	214	35.66	-	3	-	-	-	-	-	-	1	-
McKenzie E.N.	1931	1	2	-	26	43	21.50	-	-	-	-	-	-	-	-	-	-
McKenzie G.D.	1959-73	81	119	24	69	1,622	16.96	-	6	18,127	8,142	254	32.05	7	-	36	-
		4	4	1	48*	141	47.00	-	-	1236	565	16	35.31	-	-	1	-
McPhee M.W.	1984-93	40	67	6	135	1,699	27.85	2	9	30	14	-	-	-	-	16	-
McRae W.A.	1927-28	3	5	1	119	186	37.20	1	-	128	69	1	69.00	-	-	-	-
		1	2	1	18	33	33.00	-	-	-	-	-	-	-	-	-	-
Newman C.F.	1935-36	2	3	-	28	67	22.33	-	-	208	143	4	35.75	-	-	-	-
Newman H.A.	1927-31	3	4	1	17*	37	12.33	-	-	488	265	1	265.00	-	-	1	-
Nicholls P.A.	1971-78	19	33	12	38	492	23.42	-	-	2167	943	30	31.43	1	-	7	-
Nicholson M.J.	1996	40	61	2	101*	1165	23.78	1	3	8120	4131	142	29.09	5	-	15	-
Nikitaras S.	1998-00	2	3	2	10*	11	11.00	-	-	289	149	2	74.50	-	-	-	-
North F.D.	1892	2	4	-	77	109	27.25	-	1	36	14	2	7.00	-	-	1	-
North M.J.	1999	48	84	8	200*	3300	43.42	7	21	2338	1328	26	51.07	-	-	34	-
O'Dwyer T.E.	1946-59	15	23	4	51	305	16.05	-	1	2,966	1,415	41	34.51	3	-	9	-
Oldroyd B.J.	1995	29	40	15	47	287	11.48	-	-	4156	2215	56	39.55	-	-	7	-
O'Meara P.A.	1977	1	2	-	20	29	14.50	-	-	-	-	-	-	-	-	2	-
O'Neill M.D.	1979-81	18	31	1	100	655	21.83	1	3	397	254	2	127.00	-	-	4	-
Orr H.R.	1892	2	4	-	44	77	19.25	-	-	78	56	-	-	-	-	-	-
O'Shaughnessy B.	1932	1	1	-	0	0	-	-	-	144	81	1	81.00	-	-	1	-
Outridge T.M.	1947-52	19	36	1	93	724	20.68	-	4	1,633	957	21	45.57	1	-	8	-
Packham L.	1921	1	2	-	19	27	13.50	-	-	88	54	-	-	-	-	-	-
Parker E.F.	1905-09	11	22	-	117	804	36.54	2	4	54	26	-	-	-	-	7	-
Parker J.F.	1960-64	29	53	5	139*	1,425	29.68	1	8	23	7	-	-	-	-	9	-
		1	1	-	55	55	55.00	-	1	-	-	-	-	-	-	-	-
Patfield A.S.	1908-09	3	6	2	21*	61	15.25	-	-	-	-	-	-	-	-	2	5
Paulsen R.G.	1973-78	31	37	14	46	405	17.60	-	-	5,057	2,688	81	33.18	3	-	14	-
Pavy L.	1953-55	6	11	1	31	124	12.40	-	-	8	10	-	-	-	-	4	-
		1	2	1	36*	45	45.00	-	-	-	-	-	-	-	-	-	-
Penter C.E.	1979-80	8	13	2	112	286	26.00	1	1	925	507	5	101.40	-	-	5	-

Playle W.R.	1965-67	17	32	1	122	802	25.87	2	1	88	65	-	-	-	-	10	-
Porter G.D.	1977-85	26	35	6	64	636	21.93	-	4	3,921	1,485	51	29.12	-	-	16	-
Preen A.T.	1953-56	13	21	9	27*	158	13.16	-	-	2,619	979	28	34.96	1	-	8	-
Price R.H.	1949-55	25	43	17	33	374	14.38	-	-	5,601	2,475	90	27.50	4	1	11	-
		1	2	-	4	4	2.00	-	-	200	73	3	24.33	-	-	-	-
Prindiville K.J.	1978	3	5	-	78	108	21.60	-	1	160	65	-	-	-	-	6	-
Prindiville T.J.	1969-71	12	23	3	107	610	30.50	1	1	184	68	3	22.66	-	-	15	-
Puckett C.W.	1939-52	33	55	13	75	610	14.52	-	1	9,702	3,796	149	25.47	13	2	23	-
		1	1	-	2	2	2.00	-	-	184	77	1	77.00	-	-	-	-
Punch K.F.	1960-63	15	27	1	76	599	23.03	-	3	1,360	583	16	36.43	-	-	14	-
Quinlan P.F.	1925-28	8	14	1	50	270	20.76	-	1	619	382	8	47.75	-	-	3	-
Quist K.H.	1905	2	4	-	56	111	27.75	-	1	30	22	-	-	-	-	2	-
Ramshaw D.J.	1989	3	4	-	44	61	15.25	-	-	-	-	-	-	-	-	2	-
Randell A.C.	1912-21	5	7	-	61	156	22.28	-	1	-	-	-	-	-	-	3	-
Randell E.A.	1892-98	3	6	-	36	60	10.00	-	-	324	114	4	28.50	-	-	1	-
Read A.E.	1938-39	3	5	-	55	179	35.80	-	1	-	-	-	-	-	-	2	-
Reid B.A.	1984-95	56	61	25	30	303	8.42	-	-	1,2501	5,575	197	28.30	7	1	14	-
Renfrey L.C.	1922-27	10	17	7	30*	212	21.20	-	-	1436	683	13	52.53	-	-	3	-
Richardson A.J.	1927-29	4	5	-	56	128	25.60	-	1	689	241	9	26.77	-	-	3	-
		1	1	1	101*	101	-	1	-	120	39	1	39.00	-	-	-	-
Rigby A.	1926	1	2	-	5	9	4.50	-	-	40	17	-	-	-	-	-	-
Rigg H.W.H.	1946-58	12	19	1	76	431	23.94	-	1	216	113	2	56.50	-	-	12	-
Rigg B.A.	1947-56	18	33	3	65	511	17.03	-	2	952	689	8	86.12	-	-	11	-
Roach W.A.	1933	3	4	1	17	31	10.33	-	-	-	-	-	-	-	-	1	-
Robinson A.	1907	1	2	-	23	24	12.00	-	-	-	-	-	-	-	-	-	-
Robinson A.W.	1952	2	4	-	20	24	6.00	-	-	-	-	-	-	-	-	-	-
Robinson C.H.	1920	1	1	-	16	16	16.00	-	-	152	125	2	62.50	-	-	-	-
Robinson Dr. G.D.	1945-47	7	12	-	134	464	38.66	1	2	-	-	-	-	-	-	2	-
		1	1	-	8	8	8.00	-	-	-	-	-	-	-	-	-	-
Roe R.	1934	2	4	-	58	136	34.00	-	1	-	-	-	-	-	-	1	-
Rogers C.J.L.	1998	40	70	5	194	2966	45.63	9	16	-	-	-	-	-	-	38	-
Ronchi L.	2002	4	7	-	90	275	39.28	-	3	-	-	-	-	-	-	5	1
Rowe S.H.D.	1905-29	25	47	2	105	980	20.85	1	4	42	28	-	-	-	-	20	-
		1	1	-	73	73	73.00	-	1	-	-	-	-	-	-	-	-
Rowlands W.T.	1937-38	7	12	-	49	186	15.50	-	-	272	112	-	-	-	-	5	-
Russell R.S.	1988-93	4	5	1	23	68	17.00	-	-	528	275	6	45.83	-	-	3	-
Rutherford J.W.	1952-60	38	70	4	167	2,383	36.10	5	11	2,619	1,020	18	56.66	-	-	27	-
		2	3	-	39	73	24.33	-	-	170	56	3	18.00	-	-	4	-
Ryan R.T.	1933	4	7	-	29	141	20.14	-	-	-	-	-	-	-	-	1	-
Sands R.F.	1947	1	2	-	13	15	7.50	-	-	-	-	-	-	-	-	1	-
Sarre R.B.	1951-54	15	29	1	103	523	18.67	1	1	403	200	9	22.22	-	-	5	-
Sartori R.J.	1933	3	4	2	8	11	5.50	-	-	416	187	4	46.75	-	-	1	-
Sawle L.M.	1954-60	34	61	4	109*	1,669	29.28	1	9	19	13	-	-	-	-	17	-
		1	2	-	25	32	16.00	-	-	-	-	-	-	-	-	2	-
Sayers M.G.	1978	1	did	not	bat	-	-	-	-	-	-	-	-	-	-	5	-
Scarff C.S.	1969-70	4	6	-	67	165	27.50	-	1	-	-	-	-	-	-	-	-
Selk R.A.	1898-1912	16	25	8	34	192	11.29	-	-	3,588	1,844	75	24.58	6	2	6	-
Serjeant C.S.	1976-82	51	86	16	144*	2,632	37.60	6	12	6	4	-	-	-	-	67	-
Shea J.A.	1937-45	5	10	-	110	243	24.30	1	-	-	-	-	-	-	-	1	-
		1	1	-	0	0	-	-	-	16	8	-	-	-	-	-	-
Shepherd B.K.	1955-65	83	141	14	219	5,340	42.04	13	26	463	293	3	97.66	-	-	56	-
		4	6	1	62	208	41.60	-	2	16	5	-	-	-	-	2	-
Shipperd G.	1977-87	68	117	16	167*	4,450	44.05	10	22	30	13	-	-	-	-	44	-
Simmons C.J.	2003-04	1	2	-	7	8	4.00	-	-	-	-	-	-	-	-	-	-
Simpson R.B.	1956-60	24	38	7	236*	2,470	79.67	6	13	2,725	1,179	36	32.71	1	-	30	-
		1	1	-	17	17	17.00	-	-	88	36	1	36.00	-	-	3	-
Slater K.N.	1955-67	67	110	11	154	2,114	21.35	1	13	12,821	5,364	122	43.96	-	-	47	-
		1	1	-	2	2	2.00	-	-	344	133	2	66.50	-	-	-	-
Smith A.E.C.	1925-26	2	4	-	16	61	15.25	-	-	-	-	-	-	-	-	-	-
Smith D.D.	1984	1	2	-	2	2	1.00	-	-	36	29	2	14.50	-	-	1	-
Smith W.R.	1961-62	9	18	-	77	359	19.94	-	2	-	-	-	-	-	-	10	-
Spalding E.G.	1984	4	3	1	-	-	-	-	-	600	308	12	25.66	-	-	-	-
Spencer D.J.	1993	8	8	1	38	75	10.71	-	-	1,099	750	20	37.50	-	-	7	-
Stewart J.	1992-97	18	24	5	51	200	10.53	-	1	3,247	1,749	35	49.97	-	-	7	-
Stokes W.	1921-28	8	13	2	12	58	5.27	-	-	-	-	-	-	-	-	8	-
Strauss R.B.	1952-59	34	54	7	52	778	16.55	-	2	7,658	3,036	128	23.71	8	-	11	-
		1	1	-	14	14	14.00	-	-	342	123	6	20.50	1	-	-	-
Stubbs J.R.M.	1956-61	3	6	1	4	9	1.80	-	-	351	201	4	50.25	-	-	-	-

Swan G.G.	1999	11	10	5	8*	8	1.60	-	-	1,971	1,129	28	40.32	1	-	8	-
Taaffe F.H.	1922-36	17	31	2	79	623	21.48	-	4	547	376	7	62.66	1	-	5	-
Taylor JJ	2003	6	9	2	50	132	18.55	-	1	830	615	12	51.25	-	-	3	-
Thistle M.J.	2003	1	2	-	14	14	7.00	-	-	-	-	-	-	-	-	-	-
Thomson G.D.	1982	1	1	-	0	0	-	-	-	162	150	-	-	-	-	1	-
Thornton B.T.	1971	1	2	2	16*	24	-	-	-	128	87	1	87.00	-	-	-	-
Thorp C.D.	2002	6	8	-	26	66	8.25	-	-	945	531	10	53.10	-	-	2	-
Truscott W.J.	1929	1	2	-	2	2	1.00	-	-	-	-	-	-	-	-	-	1
Varis L.	1966-72	19	32	2	94	625	20.83	-	2	1,332	605	16	37.81	-	-	18	-
Veletta M.R.J.	1983-94	127	218	23	262	8,038	41.22	19	46	18	12	-	-	-	-	158	2
Vernon M.T.	1955-67	71	121	4	173	4,067	34.76	8	22	410	231	9	25.66	-	-	53	-
		2	4	1	44	102	34.00	-	-	-	-	-	-	-	-	4	-
Voges AC	2002	11	17	4	128	487	37.46	1	2	528	245	8	36.87	-	-	11	-
Walkerden H.E.	1909	1	2	-	6	6	3.00	-	-	-	-	-	-	-	-	-	-
Wasley M.A.	1990	2	3	1	12	19	9.50	-	-	377	181	3	60.33	-	-	-	-
Walsh M.J.	1998-00	12	18	1	50	293	17.23	-	2	-	-	-	-	-	-	45	4
Wates D.J.	1999	12	15	3	99	392	32.67	-	3	1793	1131	31	36.48	-	-	5	-
Watson G.D.	1971-74	25	42	6	145	1,298	36.05	2	6	3,339	1538	59	26.06	4	-	29	-
Watson G.G.	1979	1	did	not	bat	-	-	-	-	180	135	2	67.50	-	-	1	-
Watson R.C.W	1957-58	6	9	3	28*	91	15.16	-	-	-	-	-	-	-	-	23	-
		1	1	1	24*	24	-	-	-	-	-	-	-	-	-	3	-
Watt A.D.	1938-48	16	29	2	129	922	34.14	1	8	301	164	7	23.42	-	-	7	-
		1	1	-	157	157	157.00	1	-	-	-	-	-	-	-	-	-
Wagh R.F.	1961-63	12	23	3	87	552	27.60	-	2	80	64	1	64.00	-	-	4	-
		1	2	-	4	7	3.50	-	-	8	5	-	-	-	-	-	-
Webster A.M.C.	1929	3	5	2	8	13	4.33	-	-	364	181	4	45.25	-	-	-	-
Wellington C.W.	1906	1	2	-	5	9	4.50	-	-	-	-	-	-	-	-	-	-
Wilberforce R.J.	1926-37	10	19	1	59	356	19.77	-	2	840	345	11	31.36	-	-	3	-
		1	1	-	2	2	2.00	-	-	216	75	2	37.50	-	-	2	-
Williams BA	1999	32	39	7	28	303	9.47	-	-	7051	3710	134	27.68	7	-	5	-
Williams D.S.T.	1948-51	8	16	-	51	267	16.68	-	2	216	121	3	40.33	-	-	5	-
Wilson H.	1892	1	2	1	10*	13	13.00	-	-	-	-	-	-	-	-	2	2
Wilson P	2002-03	10	15	9	23	73	12.17	-	-	2175	923	26	35.50	1	-	2	-
Wilson S.V.	1968-72	5	6	4	14*	20	10.00	-	-	749	471	13	36.23	-	-	-	-
Wishart P.W.	1959-64	26	45	4	114	1,105	26.95	1	6	16	19	-	-	-	-	4	-
Wishart W.K.	1993	7	6	1	15*	31	6.20	-	-	1,470	551	11	50.09	-	-	2	-
Wolfe M.F.	1982	1	1	-	39	39	39.00	-	-	6	6	-	-	-	-	1	-
Wood G.M.	1976-91	125	199	28	186*	7,958	46.53	24	35	175	121	2	60.50	-	-	90	-
Wood P.B.	1931	1	2	-	6	8	4.00	-	-	32	16	-	-	-	-	1	-
Woodhead D.J.	1958-59	7	10	1	101*	269	29.88	1	-	-	-	-	-	-	-	1	-
Worthington P.C.	2002	7	13	1	73	250	20.83	-	2	1073	578	12	48.17	-	-	7	-
Wright K.J.	1974-79	31	42	13	88*	826	28.48	-	4	-	-	-	-	-	-	117	10
Yagmich D.B.	1972-73	4	3	3	11*	14	-	-	-	-	-	-	-	-	-	24	1
Yardley B.	1966-89	59	80	14	97*	1,579	23.92	-	4	10,482	4,546	175	25.97	12	2	23	-
Young G.A.	1972	2	3	-	125	154	51.33	1	-	-	-	-	-	-	-	4	-
Zimbulis A.G.	1933-39	15	25	2	42*	315	13.69	-	-	2,279	1,792	47	38.12	1	-	14	-
		1	1	-	23	23	23.00	-	-	128	135	2	67.50	-	-	1	-
Zoehrer T.J.	1980-93	117	169	22	168	4,577	31.14	7	24	2,694	1,416	23	61.57	1	-	365	30



Darren Wates



Brad Williams celebrates a wicket



Sheffield Shield / Pura Cup Results

History of Sheffield Shield/Pura Cup

In 1891 Lord Sheffield, a patron of Sussex cricket and a President of Sussex C.C.C., financed a trip to Australia by an England team captained by W. Grace.

His Lordship was so delighted with the reception he and the team received in Australia he gave the Australian Cricket Council the sum of 150 guineas for the benefit of cricket in the colonies.

The Council, in its wisdom decided to purchase a shield for competition among the three colonies of New South Wales, Victoria and South Australia. The shield measures 122 cms by 76 cms and bears the Sheffield and Australian coat of arms.

The first year of competition was 1892-93, and the competition has continued regularly ever since with the exception of the years of the two World Wars.

The three original colonies (now states) have since been joined by Queensland (1926-27), Western Australia (1947-48) and Tasmania (1977-78).

Western Australian has completed in 427 Shield matches and 60 Pura Cup matches. Pura Cup sponsorship was introduced in 1999-2000.

Captains and Records

Name	Games	Wins	Draws	Losses
Inverarity R.J.	47	22	17	8
Wood G.M.	47	17	24	6
Moody T.M.	41	19	13	9
Shepherd B.K.	35	8	15	12
Lock G.A.R.	33	14	11	8
Meuleman K.D.	32	7	14	11
Carmody D.K.	28	5	8	15
Marsh G.R.	28	11	10	7
Hughes K.J.	26	13	9	4
Langer J.L.	18	7	6	5
Marsh R.W.	17	7	5	5
Martyn D.R.	16	4	3	9
Katich S.M.	12	5	6	1
Hussey M.E.K.	12	4	5	3
Gilchrist A.C.	11	4	3	4
Vernon M.T.	10	1	3	6
Andrews W.S.	10	2	4	4
Serjeant C.S.	9	1	6	2
Veletta M.R.J.	8	3	3	2
Shipperd G.	7	1	6	-
Brayshaw I.J.	5	3	-	2
Mann A.L.	5	1	1	3
Julian B.P.	5	1	2	2
Charlesworth R.I.	4	2	1	1
Langdon C.W.	4	1	1	2
Sawle L.M.	4	-	-	4
Lillee D.K.	3	2	1	-
Simpson R.B.	3	2	1	-
Edwards A.R.	2	-	1	1
Laird B.M.	2	-	2	-
Angel J.	2	-	1	1
McEwan K.S.	1	1	-	-
McKenzie G.D.	1	-	1	-
Rutherford J.W.	1	-	1	-
Alderman T.M.	1	-	1	-
Goodwin MW	1	-	-	1
Totals (37 captains)	487	168	182	137

It must be remembered that from 1947-48 until the end of 1970-71 and again from 1981-82 a team could win on the first innings. From 1971-72 until 1980-81 the introduction of bonus points meant that a win-draw-loss result could be obtained.

Sheffield Shield/Pura Cup Winners

1892-93	Victoria	1953-54	New South Wales
1893-94	South Australia	1954-55	New South Wales
1894-95	Victoria	1955-56	New South Wales
1895-96	New South Wales	1956-57	New South Wales
1896-97	New South Wales	1957-58	New South Wales
1897-98	Victoria	1958-59	New South Wales
1898-99	Victoria	1959-60	New South Wales
1899-00	New South Wales	1960-61	New South Wales
1900-01	Victoria	1961-62	New South Wales
1901-02	New South Wales	1962-63	Victoria
1902-03	New South Wales	1963-64	South Australia
1903-04	New South Wales	1964-65	New South Wales
1904-05	New South Wales	1965-66	New South Wales
1905-06	New South Wales	1966-67	Victoria
1906-07	New South Wales	1967-68	Western Australia
1907-08	Victoria	1968-69	South Australia
1908-09	New South Wales	1969-70	Victoria
1909-10	South Australia	1970-71	South Australia
1910-11	New South Wales	1971-72	Western Australia
1911-12	New South Wales	1972-73	Western Australia
1912-13	South Australia	1973-74	Victoria
1913-14	New South Wales	1974-75	Western Australia
1914-15	Victoria	1975-76	South Australia
1915-19	No Competition	1976-77	Western Australia
1919-20	New South Wales	1977-78	Western Australia
1920-21	New South Wales	1978-79	Victoria
1921-22	Victoria	1979-80	Victoria
1922-23	New South Wales	1980-81	Western Australia
1923-24	Victoria	1981-82	South Australia
1924-25	Victoria	1982-83	New South Wales
1925-26	New South Wales	1983-84	Western Australia
1926-27	South Australia	1984-85	New South Wales
1927-28	Victoria	1985-86	New South Wales
1928-29	New South Wales	1986-87	Western Australia
1929-30	Victoria	1987-88	Western Australia
1930-31	Victoria	1988-89	Western Australia
1931-32	New South Wales	1989-90	New South Wales
1932-33	New South Wales	1990-91	Victoria
1933-34	Victoria	1991-92	Western Australia
1934-35	Victoria	1992-93	New South Wales
1935-36	South Australia	1993-94	New South Wales
1936-37	Victoria	1994-95	Queensland
1937-38	New South Wales	1995-96	South Australia
1938-39	South Australia	1996-97	Queensland
1939-40	New South Wales	1997-98	Western Australia
1940-46	No Competition	1998-99	Western Australia
1946-47	Victoria	1999-00	Queensland
1947-48	Western Australia	2000-01	Queensland
1948-49	New South Wales	2001-02	Queensland
1949-50	New South Wales	2002-03	New South Wales
1950-51	Victoria	2003-04	Victoria
1951-52	New South Wales	2004-05	New South Wales
1952-53	South Australia		

Summary

NEW SOUTH WALES	44	Wins
VICTORIA	26	
WESTERN AUSTRALIA	15	
SOUTH AUSTRALIA	13	
QUEENSLAND	5	
TASMANIA	-	

Sheffield Shield/Pura Cup Captains

1947-48	D.K. Carmody	1977-78	R.J. Inverarity
1948-49	D.K. Carmody	1978-79	R.J. Inverarity/ R.I. Charlesworth
1949-50	D.K. Carmody	1979-80	R.W. Marsh/ R.I. Charlesworth/ A. Mann
1950-51	D.K. Carmody/ A.R. Edwards	1980-81	K.J. Hughes/ K.S. McEwan
1951-52	D.K. Carmody	1981-82	K.J. Hughes/ C.S. Serjeant
1952-53	C.W. Langdon	1982-83	K.J. Hughes/ B.M. Laird/ C.S. Serjeant
1953-54	D.K. Carmody	1983-84	K.J. Hughes/ G. Shipperd/ D.K. Lillee/ R.W. Marsh
1954-55	D.K. Carmody	1984-85	K.J. Hughes/ G. Shipperd
1955-56	D.K. Carmody	1985-86	G.M. Wood
1956-57	K.D. Meuleman	1986-87	G.M. Wood
1957-58	K.D. Meuleman	1987-88	G.M. Wood
1958-59	K.D. Meuleman/ J.W. Rutherford	1988-89	G.M. Wood/ M.R.J. Veletta/ T.M. Alderman
1959-60	K.D. Meuleman	1989-90	G.M. Wood/ W.S. Andrews
1960-61	R.B. Simpson/ K.D. Meuleman/ L.M. Sawle	1990-91	G.R. Marsh/ W.S. Andrews
1961-62	B.K. Shepherd	1991-92	G.R. Marsh/ M.R.J. Veletta
1962-63	B.K. Shepherd/ M.T. Vernon	1992-93	G.R. Marsh
1963-64	B.K. Shepherd/ G.D. McKenzie/ G.A.R. Lock	1993-94	G.R. Marsh
1964-65	B.K. Shepherd	1994-95	D.R. Martyn/ T.M. Moody
1965-66	B.K. Shepherd	1995-96	D.R. Martyn/ T.M. Moody
1966-67	M.T. Vernon	1996-97	T.M. Moody/ A.C. Gilchrist
1967-68	G.A.R. Lock	1997-98	T.M. Moody/ B.P. Julian/ D.R. Martyn
1968-69	G.A.R. Lock	1998-99	T.M. Moody/ A.C. Gilchrist/ D.R. Martyn
1969-70	G.A.R. Lock/ R.J. Inverarity	1999-00	A.C. Gilchrist/ B.P. Julian/ S.M. Katich/ J.L. Langer/ D.R. Martyn
1970-71	G.A.R. Lock	2000-01	T.M. Moody/ S.M. Katich
1971-72	R.J. Inverarity/ I.J. Brayshaw	2001-02	S.M. Katich/ A.C. Gilchrist/ J.L. Langer
1972-73	Inverarity/ I.J. Brayshaw	2003-03	A.C. Gilchrist/ J.L. Langer/ M.E.K. Hussey/ J. Angel
1973-74	R.J. Inverarity	2003-04	J.L. Langer/ M.E.K. Hussey/ M.W. Goodwin
1974-75	R.J. Inverarity	2004-05	J.L. Langer/ M.E.K. Hussey
1975-76	R.W. Marsh		
1976-77	R.W. Marsh/ I.J. Brayshaw		

Highest Individual Scores for and against WA in Sheffield Shield/Pura Cup Cricket (Batting)

FOR WA					AGAINST WA				
Player	Score	Opponent	Venue	Season	Player	Score	Opponent	Venue	Season
G.R. Marsh	355*	South Australia	Perth	1989-90	B.A. Richards	356	South Australia	Perth	1970-71
T.M. Moody	272	Tasmania	Hobart	1994-95	D.J. Thornley	261*	New South Wales	Sydney	2004-05
M.R.J. Veletta	262	Victoria	Perth	1986-87	D.M. Jones	243	Victoria	Perth	1984-85
C. Milburn	243	Queensland	Brisbane	1968-69	R.T. Ponting	211	Tasmania	Hobart	1994-95
J.L. Langer	241*	New South Wales	Perth	1994-95	W.H. Buckle	207	Queensland	Brisbane	1964-65

* Denotes not out.

Best Bowling Performances for and against WA in Sheffield Shield/Pura Cup Cricket

FOR WA					AGAINST WA				
Player	Score	Opponent	Venue	Season	Player	Score	Opponent	Venue	Season
I.J. Brayshaw	10/44	Victoria	Perth	1967-68	J.D. Higgs	8/66	Victoria	Melbourne	1974-75
H.R. Gorringe	8/56	Queensland	Perth	1952-53	P.M. Clough	8/95	Tasmania	Launceston	1983-84
D.E. Hoare	8/98	New South Wales	Perth	1964-65	J.R. Thomson	7/23	Queensland	Brisbane	1984-85
D.K. Lillee	7/36	South Australia	Perth	1969-70	N.J.N. Hawke	7/38	South Australia	Perth	1961-62
T.M. Moody	7/38	Tasmania	Hobart	1995-96	A.K. Davidson	7/31	New South Wales	Perth	1961-62



Sheffield Shield / Pura Cup Wicket-keepers

100 Dismissals

Player	Caught	Stumped	Total
T.J. Zoehrer	332	28	360
R.W. Marsh	319	32	351
A.C. Gilchrist	250	8	258
B.L. Buggins	131	18	149
G.C. Becker	90	17	107
R.J. Campbell	158	11	169
K.J. Wright	93	9	102

Most dismissals in a season (minimum 35)

Player	Caught	Stumped	Total	Season
A.C. Gilchrist	52	2	54	1996-97
A.C. Gilchrist	50	4	54	1995-96
A.C. Gilchrist	51	-	51	1994-95
T.J. Zoehrer	43	4	47	1987-88
R.W. Marsh	39	5	44	1974-75
A.C. Gilchrist	42	-	42	1997-98
T.J. Zoehrer	38	3	41	1990-91
T.J. Zoehrer	36	2	38	1988-89
K.J. Wright	32	4	36	1977-78
R.W. Marsh	34	1	35	1980-81
R.J. Campbell	33	3	36	2004-05

Most dismissals in a match

Player	Caught	Stumped	Total	Opponent	Season
R.W. Marsh	11	-	11	Vic	1975-76
A.C. Gilchrist	10	-	10	Vic	1997-98
G.C. Becker	8	1	9	Vic	1965-66
D.B. Yagmich	9	-	9	Qld	1973-74
A.C. Gilchrist	9	-	9	SA	1995-96
R.J. Campbell	9	-	9	SA	1999-00
M.J. Walsh	9	-	9	SA	2000-01
T.J. Zoehrer	8	1	9	SA	1987-88
A.C. Gilchrist	8	-	8	NSW	1997-98
A.C. Gilchrist	8	-	8	Qld	1997-98
A.C. Gilchrist	8	-	8	Qld	1996-97
A.C. Gilchrist	8	-	8	Vic	1994-95
A.C. Gilchrist	8	-	8	SA	1995-96
A.C. Gilchrist	8	-	8	NSW	1998-99
T.J. Zoehrer	8	-	8	Qld	1992-93
R.J. Campbell	8	-	8	SA	2001-02
R.J. Campbell	7	-	7	NSW	1997-98
K.J. Wright	7	1	8	Tas	1979-80
A.C. Gilchrist	7	1	8	Qld	1996-97
R.C.W. Watson	7	-	7	SA	1957-58
R.J. Campbell	7	-	7	Vic	1999-00
A.C. Gilchrist	7	-	7	Victoria	2002-03
M.J. Walsh	7	-	7	NSW	2000-01
A.C. Gilchrist	6	-	6	Tas	1997-98
B.L. Buggins	3	3	6	NSW	1959-60
B.L. Buggins	3	3	6	Vic	1961-62

Most dismissals in an innings

Player	Caught	Stumped	Total	Opponent	Season
A.C. Gilchrist	7	-	7	SA	1995-96
G.C. Becker	6	-	6	Vic	1965-66
A.C. Gilchrist	6	-	6	Vic	1994-95
A.C. Gilchrist	6	-	6	NSW	1997-98
R.W. Marsh	6	-	6	NSW	1974-75
R.W. Marsh	6	-	6	Vic	1975-76
R.W. Marsh	6	-	6	SA	1976-77
R.W. Marsh	6	-	6	Qld	1979-80
R.W. Marsh	6	-	6	SA	1980-81
M.J. Walsh	6	-	6	TAS	2000-01
T.J. Zoehrer	5	1	6	SA	1987-88
B.L. Buggins	5	-	5	NSW	1958-59
A.C. Gilchrist	5	-	5	SA	1995-96
A.C. Gilchrist	5	-	5	Qld	1997-98
A.C. Gilchrist	5	-	5	Vic	1997-98
A.C. Gilchrist	5	-	5	Vic	1997-98
A.C. Gilchrist	5	-	5	NSW	1996-97
A.C. Gilchrist	5	-	5	Qld	1996-97
A.C. Gilchrist	5	-	5	Qld	1996-97
J.K.E. Munro	5	-	5	SA	1951-52
K.J. Wright	5	-	5	NSW	1979-80
M.R.J. Veletta	5	-	5	SA	1991-92
D.B. Yagmich	5	-	5	Qld	1973-74
T.J. Zoehrer	5	-	5	Qld	1992-93
R.J. Campbell	5	-	5	SA	1999-00
M.J. Walsh	5	-	5	NSW	2000-01
M.J. Cox	4	1	5	SA	1985-86
A.C. Gilchrist	4	1	5	NSW	1995-96
A.C. Gilchrist	4	1	5	QLD	1995-96
K.J. Wright	4	1	5	Tas	1979-80
A.C. Gilchrist	2	3	5	NSW	1995-96



Rod Marsh's classic catch to dismiss Clive Lloyd
Australia vs Rest of the World, WACA Ground December 1971



Sheffield Shield / Pura Cup Batting Averages

Player	Matches	Inns	N.O.	H.S.	Runs	Average	100	50	Ct	St
Alderman T.M. (Terry)	97	109	38	26*	505	7.11	-	-	80	-
Allen J.M. (Jeremy)	1	1	-	30	30	30.00	-	-	-	-
Andrews W.S. (Wayne)	82	126	12	139	4292	37.64	5	29	67	-
Angel J. (Jo)	105	138	36	84*	1233	11.99	-	4	21	-
Atkinson M.P. (Mark)	19	27	9	52*	349	19.39	-	-	13	-
Auty C. (Clint)	2	4	1	17*	25	8.33	-	-	1	-
Baker D.J. (Dennis)	16	19	6	50	191	14.59	-	1	8	-
Baker R.M. (Rob)	27	48	7	111*	1168	28.49	1	5	24	-
Bandy L.H. (Laurie)	3	5	1	53*	130	32.50	-	1	4	-
Becker G.C. (Gordon)	39	65	2	130	1693	26.87	2	11	90	17
Bennett F.C. (Chester)	2	4	1	42*	73	24.33	-	-	1	-
Bevan H.G. (Hugh)	34	54	19	26	290	8.28	-	-	9	-
Bidstrup T.A. (Trevor)	2	4	1	20	32	10.66	-	-	-	-
Bovell H.E.J. (Harry)	1	2	-	10	15	7.50	-	-	-	-
Bowe R.D. (Ron)	2	4	1	86	101	33.67	-	1	2	-
Boyd D.L. (David)	12	16	3	43*	246	18.92	-	-	5	-
Brayshaw I.J. (Ian)	91	145	20	104	3771	30.17	1	24	95	-
Brayshaw J.A. (James)	15	21	2	81	578	30.42	-	3	15	-
Breman T.G. (Todd)	9	12	3	45*	199	22.11	-	-	4	-
Buggins B.L. (Bruce)	57	90	14	60*	1149	15.11	-	1	131	18
Bush G.E.W. (Giles)	8	11	2	27	51	5.66	-	-	6	-
Buttsworth F.J. (Fred jr)	8	15	-	60	343	22.86	-	2	3	-
Byfield A.S. (Bud)	4	8	-	39	158	19.75	-	-	4	-
Campbell R.J. (Ryan)	81	141	5	203	5029	36.98	9	33	206	11
Capes P.A. (Peter)	37	42	11	23	308	9.93	-	-	8	-
Carmody D.K. (Keith)	28	53	1	198	1459	28.05	1	8	22	2
Cary S.R. (Sean)	36	38	19	13	158	8.31	-	-	13	-
Casson B. (Beau)	13	23	4	35	283	14.89	-	-	5	-
Chadwick D. (Derek)	59	106	8	137	3651	37.25	9	13	40	-
Chappell T.M. (Trevor)	4	4	-	57	160	40.00	-	2	2	-
Charlesworth L. (Lester)	7	14	-	122	442	31.56	1	1	8	-
Charlesworth R.I. (Ric)	42	72	5	101*	2007	29.95	1	13	32	-
Clark M.W. (Michael)	15	21	9	26	135	11.25	-	-	11	-
Clark W.M. (Wayne)	41	52	21	46*	553	17.84	-	-	11	-
Clements S.C. (Shane)	18	29	-	151	1017	35.07	1	7	15	-
Clough P.M. (Peter)	8	10	4	21	56	9.33	-	-	-	-
Colgan G. (Greg)	1	1	-	1	1	1.00	-	-	-	-
Connor G.O. (Gerry)	3	6	-	19	38	6.33	-	-	2	-
Coulson C.E. (Craig)	10	17	3	30	130	9.28	-	-	6	-
Cox M.J. (Michael)	6	6	-	31	88	14.66	-	-	19	2
Cowper R.M. (Bob)	3	4	-	15	27	6.75	-	-	10	-
Cullen G.I. (Geoff)	1	1	-	5	5	5.00	-	-	-	-
Cumming K.R. (Ken)	4	6	2	6	17	4.25	-	-	1	-
Daniel W.W. (Wayne)	2	2	-	21	23	11.50	-	-	1	-
Dick A.W. (Alec)	1	2	-	8	8	4.00	-	-	-	-
Dick I.R. (Ian)	1	2	-	27	27	13.50	-	-	-	-
Dighton M.G. (Michael)	10	17	1	182*	555	34.69	1	2	13	-
Dorey B.R.	5	7	1	17	69	11.50	-	-	1	-
Driver W.G. (Wally)	4	8	-	109	359	44.87	1	1	1	-
Dunn W.P. (Peter)	15	28	11	33*	138	8.11	-	-	15	-
Duperouzel B. (Bruce)	5	8	2	43	143	23.80	-	-	6	-
Edmondson B.M. (Ben)	13	14	7	13	32	4.57	-	-	5	-
Edwards A.R. (Allan)	36	64	1	105	1937	30.74	3	10	30	-
Edwards E.K. (Eddie)	2	4	-	28	47	11.75	-	-	1	-
Edwards R. (Ross)	64	110	14	158	3939	41.03	10	19	70	8
Edwards W.J. (Wally)	19	34	1	153	1091	33.06	2	6	12	-
England E.J. (Ernie)	3	5	-	71	162	32.40	-	2	4	-
Ferries K.I. (Ken)	1	1	-	9	9	9.00	-	-	-	-

Fitzgerald D.A. (David)	4	5	2	35	110	36.66	-	-	6	-
Foley M.H. (Maurice)	2	4	-	43	87	21.75	-	-	1	-
Frankish R.R. (Ron)	17	34	4	104	752	25.06	1	2	17	-
Gallash I. (Ian)	9	14	3	17	69	6.21	-	-	2	-
Gannon J.B. (Sam)	32	33	16	20	120	7.05	-	-	13	-
Garnaut M.S. (Mathew)	15	16	4	10*	57	4.75	-	-	5	-
Gartrell K.B. (Kevin)	9	17	-	102	393	23.11	1	1	8	-
Gartrell R.B. (Robert)	6	11	2	104	356	39.55	1	1	1	-
Gaunt R.A. (Ron)	27	35	10	27	*	247	9.88	-	-	7
Germain L. (Lew)	6	9	1	46	*	93	11.62	-	-	2
Gilchrist A.C. (Adam)	51	80	11	203*	2946	42.69	8	11	250	8
Gonnella P. (Peter)	18	30	4	134	846	32.53	1	3	11	-
Goodwin M.W. (Murray)	56	101	8	201*	4031	43.34	10	18	35	-
Gorringe H.R. (Harry)	25	36	10	22	194	7.46	-	-	10	-
Graf S.F. (Shaun)	10	13	2	74	366	33.27	-	2	9	-
Guest C.E.J. (Colin)	7	12	2	74	328	32.80	-	2	3	-
Hagdorn K.J. (Kim)	1	-	-	-	-	-	-	-	-	-
Hanna B.L. (Brian)	5	10	-	27	127	12.70	-	-	3	-
Harburn C.M. (Colin)	5	9	-	64	163	18.11	-	2	3	-
Harris D.J. (Doug)	1	2	-	23	23	11.50	-	-	3	-
Harvey K.M. (Kade)	23	36	9	100*	645	23.89	1	1	16	-
Hawke N.J.N. (Neil)	7	9	-	89	189	21.00	-	1	5	-
Heal A.K. (Aaron)	2	2	-	33	42	21.00	-	-	-	-
Herbert M.U. (Morgan)	9	17	1	46	230	14.37	-	-	7	-
Herzberg S. (Steve)	2	4	2	57*	76	38.00	-	1	1	-
Hill W.D. (Wayne)	7	8	1	31*	76	10.85	-	-	21	-
Hoare D.E. (Des)	49	72	16	64	992	18.71	-	3	21	-
Hogan T.G. (Tom)	47	64	10	115*	1018	18.85	1	4	24	-
Hogg G.B. (Brad)	63	98	19	111*	2493	31.56	2	16	39	-
House G.W.C. (Graham)	4	4	1	70*	87	29.00	-	1	2	-
Hubble J.M. (Jim)	14	19	8	54	234	21.27	-	1	7	-
Hughes K.J. (Kim)	57	96	3	183	3926	42.21	11	20	33	-
Hussey M.E.K. (Michael)	99	181	10	223*	7176	41.96	15	35	94	-
Inverarity R.J. (John)	108	188	18	187	6888	40.51	20	28	138	-
Ireland G.J. (Gary)	8	9	-	50	151	16.77	-	1	6	-
Irvine J.T. (Jock)	26	41	3	182	1436	37.79	3	7	20	-
James E.P. (Eric)	1	1	-	1	1	1.00	-	-	-	-
Jenner T.J. (Terry)	22	39	8	69	721	23.25	-	1	9	-
Jones A. (Alan)	8	16	-	66	480	30.00	-	3	2	-
Joynt H.K. (Hartley)	13	23	-	52	300	13.04	-	1	11	-
Julian B.P. (Brendon)	87	128	19	124	2507	23.00	2	11	56	-
Jurgensen S.J. (Shane)	1	2	2	3*	3	-	-	-	-	-
Kanhai R.B. (Rohan)	7	12	1	135	490	44.54	2	2	3	-
Karppinen S.J. (Stuart)	1	2	-	17	18	9.00	-	-	-	-
Katich S.M. (Simon)	46	83	10	228*	3498	47.92	11	15	38	-
Kelly P.C. (Peter)	20	37	2	132	1329	37.97	2	7	9	-
Kelly R.C. (Rob)	3	6	1	34	94	18.80	-	-	2	-
Kessey G.T. (Glyn)	8	14	1	60	208	16.00	-	1	14	4
Laird B.M. (Bruce)	57	100	9	171	3418	37.57	6	21	56	-
Langdon C.W. (Wally)	21	39	1	138	1292	34.00	3	5	19	-
Langer J.L. (Justin)	86	155	12	274*	7685	53.74	24	27	72	-
Langer R.S. (Rob)	37	64	12	150*	2024	38.92	4	11	17	-
Lavender M.P. (Mark)	48	89	6	173*	2883	34.73	6	12	38	-
Lillee D.K. (Dennis)	70	88	26	54*	907	14.63	-	1	24	-
Lilly K.E. (Ken)	2	2	1	4*	4	4.00	-	-	-	-
Loader P.J. (Peter)	1	1	-	0	0	-	-	-	-	-
Lock G.A.R. (Tony)	66	97	14	66	1271	15.31	-	1	79	-
Lodge A.O. (Arthur)	13	24	3	74	521	24.80	-	3	12	-
Lovett A.F. (Arthur)	1	2	-	6	6	3.00	-	-	1	-
Magoffin S.J.	10	13	5	29*	111	13.87	-	-	3	-
McAullay K.J. (Ken)	19	37	1	86	1110	30.80	-	8	12	-
McCague M.J. (Martin)	11	13	3	34	124	12.40	-	-	6	-
McCarthy P.C.D. (Pat)	6	12	-	98	370	30.83	-	2	3	-
McEvoy D.M. (Danny)	2	3	-	28	40	13.33	-	-	3	-
McEwan K.S. (Ken)	16	31	3	177	965	34.82	1	6	9	-

McFarlane R.D. (Rob)	2	4	-	22	51	12.75	-	-	4	
MacGill C.W.T. (Charles)	2	4	-	38	73	18.25	-	-	2	
MacGill S.C.G. (Stuart)	1	2	1	9	11	11.00	-	-	-	-
MacGill T.M.D. (Terry)	11	16	4	34	195	16.25	-	-	6	
McKenzie G.D. (Graham)	73	109	23	69	1457	16.94	-	6	32	
Macleay K.H. (Ken)	90	116	24	114*	2614	28.41	3	12	59	
McPhee M.W. (Mark)	38	64	6	135	1667	28.74	2	9	16	-
Mack C.D. (Chris)	9	9	3	8	14	2.80	-	-	1	
Malone M.F. (Mick)	37	45	13	38	550	17.18	-	-	22	
Mann A.L. (Tony)	68	105	16	87*	2106	23.66	-	9	38	
Marks V.J. (Vic)	11	10	2	66*	370	46.25	-	2	7	
Marsh G.R. (Geoff)	100	175	12	355*	7009	43.00	21	28	66	-
Marsh R.W. (Rodney)	86	139	9	168*	4412	33.94	6	23	319	32
Marsh S.E. (Shaun)	20	35	4	119	966	31.16	3	1	19	-
Martyn D.R. (Damien)	93	163	16	203*	6705	45.61	20	33	89	1
Mason M.S. (Matthew)	2	4	-	3	9	2.25	-	-	1	-
Massie R.A.L. (Bob)	24	23	10	16	130	10.00	-	-	2	
Mateljan T. (Tony)	2	2	-	19	19	9.50	-	-	2	
Matthews C.D. (Chris)	44	56	7	71	1097	22.39	-	5	15	
Mayne L.C. (Laurie)	29	40	14	50	281	10.80	-	1	9	
Meuleman K.D. (Ken)	42	66	9	234*	3035	53.24	9	12	10	
Meuleman R.D. (Robert)	14	22	3	101*	545	28.68	1	3	6	
Meuleman S.W. (Scott)	16	30	-	106	564	18.80	1	3	9	-
Michael C.A. (Con)	2	2	2	1*	1	-	-	-	1	
Milburn C. (Colin)	16	27	2	243	1382	55.28	3	8	15	
Millar G.A. (Geoff)	1	1	-	20	20	20.00	-	-	-	
Milosz S.J. (Steve)	9	8	6	8	18	9.00	-	-	4	
Moody T.M. (Tom)	132	228	22	272	8853	43.87	20	46	113	-
Muggleton M.B. (Brian)	3	6	-	21	50	8.33	-	-	-	
Mulder B. (Brett)	24	20	8	25*	98	8.17	-	-	13	-
Mullally A.D. (Alan)	12	11	4	34	64	9.14	-	-	2	
Mullooly T.C. (Tom)	1	1	-	5	5	5.00	-	-	2	
Munro J.K.E. (John)	18	35	4	46*	381	12.29	-	-	36	2
Murray G.I. (George)	1	1	-	1	1	1.00	-	-	-	
<hr/>										
Nicholls P.A. (Paul)	18	32	11	38	486	23.14	-	-	6	
Nicholson MJ (Matthew)	35	55	10	59*	926	20.58	-	1	18	-
Nikitaras S. (Steve)	1	2	2	10*	11	-	-	-	-	-
North M.J. (Marcus)	44	78	6	200*	2989	41.51	7	17	28	-
<hr/>										
O'Dwyer T.E. (Tom)	11	18	4	51	250	17.85	-	1	7	
Oldroyd B.J. (Brad)	26	38	12	47	257	9.88	-	-	7	-
O'Meara P.A. (Phil)	1	2	-	20	29	14.50	-	-	2	
O'Neill M.D. (Mark)	15	27	1	52*	529	20.34	-	3	3	
Outridge T.M. (Tom)	12	23	1	93	458	20.81	-	3	5	
<hr/>										
Parker J.F. (John)	25	46	4	139*	1211	28.83	1	6	8	
Paulsen R.G. (Bob)	27	34	13	46	355	16.90	-	-	11	
Pavy L. (Len)	4	7	1	26	58	9.66	-	-	1	
Penter C.E. (Colin)	7	12	1	112	244	22.18	1	1	5	
Playle W.R. (Bill)	16	30	1	122	743	25.62	2	1	10	
Porter G.D. (Graeme)	23	32	5	64	603	22.33	-	4	16	
Preen A.T. (Alan)	12	20	9	27*	148	13.15	-	-	8	
Price R.H. (Harry)	19	34	13	33	282	13.42	-	-	10	
Prindiville K.J. (Kevin)	3	5	-	78	108	21.60	-	1	6	
Prindiville T.J. (Terry)	12	23	3	107	610	30.50	1	1	15	
Puckett C.W. (Charlie)	22	39	9	75	481	16.03	-	1	13	
Punch K.F. (Keith)	11	20	1	52	423	22.62	-	1	11	
<hr/>										
Ramshaw D.J. (Darrin)	3	4	-	44	61	15.25	-	-	1	
Reid B.A. (Bruce)	49	54	23	30	285	9.19	-	-	13	-
Rigg B.A. (Basil)	13	25	2	42*	311	13.52	-	-	9	
Rigg H.W.H. (Bert)	11	17	1	76	391	24.43	-	1	12	
Robinson G.D. (George)	4	7	-	134	326	46.50	1	1	1	
Ronchi L. (Luke)	4	7	-	90	275	39.28	-	3	5	1
Rogers C.J.L. (Chris)	36	64	4	194	2767	46.12	9	12	36	-
Russell R.S. (Steve)	3	4	1	23	50	16.67	-	-	2	-
Rutherford J.W. (John)	33	61	3	167	2200	37.93	5	9	22	
<hr/>										
Sarre R.B. (Ron)	9	18	1	50	314	18.47	-	1	4	
Sawle L.M. (Laurie)	32	58	4	109*	1568	29.03	1	8	14	
Sayers M.G. (Mervyn)	1	-	did not bat		-	-	-	-	5	

Scarff C.S. (Clark)	4	6	-	67	165	27.50	-	1	-	
Serjeant C.S. (Craig)	45	75	11	144*	2264	35.37	5	10	66	
Shepherd B.K. (Barry)	75	127	13	219	4934	43.28	12	26	51	
Shipperd G. (Greg)	62	107	14	167*	4022	43.24	9	21	38	
Simmons C.J. (Craig)	1	2	-	7	8	4.00	-	-	-	
Simpson R.B. (Bobby)	21	34	6	236*	2072	74.00	5	11	26	
Slater K.N. (Keith)	61	103	11	154	2027	22.03	1	11	39	
Smith W.R. (Warren)	9	18	-	77	359	19.94	-	2	10	
Spalding E.G. (Earl)	3	2	1	-	-	-	-	-	-	
Spencer D.J. (Duncan)	8	8	1	38	75	10.71	-	-	7	-
Stewart J. (Jamie)	15	21	5	51	181	11.31	-	1	6	-
Strauss R.B. (Ray)	29	45	6	52	681	17.46	-	2	10	
Stubbs J.R.M. (John)	3	6	1	4	9	1.80	-	-	-	
Swan G.G. (Gavin)	9	9	5	8*	2.00	-	-	-	-	
Taylor J.J. (John)	6	9	2	50	132	18.86	-	1	3	
Thistle M.J. (Michael)	1	2	-	14	14	7.00	-	-	-	
Thomson G.D. (Geoff)	1	1	-	0	0	-	-	-	-	
Thorp C.D. (Callum)	6	8	-	26	66	8.25	-	-	2	-
Varis L. (Les)	15	26	2	94	442	18.40	-	1	16	
Veletta M.R.J. (Mike)	114	198	20	262	7306	41.04	18	40	135	2
Vernon M.T. (Murray)	65	111	4	173	3631	33.93	7	19	50	
Voges A.C. (Adam)	10	16	4	128	481	40.08	1	2	11	-
Walsh M.J. (Mark)	12	18	1	50	293	17.23	-	2	45	6
Wasley M.A. (Mark)	2	3	1	12	19	9.50	-	-	-	
Wates D.J. (Darren)	12	15	3	99	392	32.67	-	3	5	-
Watson G.D. (Graeme)	22	36	4	145	997	31.15	2	3	25	
Watson G.G. (Greg)	1	-	did not bat		-	-	-	-	1	
Watson R.C.W. (Roy)	5	7	2	28*	90	18.00	-	-	18	
Watt A.D. (Dave)	8	15	-	129	567	37.80	1	5	5	
Waugh R.F. (Russell)	10	20	3	87	519	30.52	-	2	3	
Williams B.A. (Brad)	31	37	7	28	287	9.57	-	-	8	-
Williams D.S.T. (Doug)	7	14	-	50	212	15.14	-	1	4	
Wilson P. (Paul)	10	15	9	23	73	12.17	-	-	4	-
Wilson S.V. (Stan)	4	6	4	14*	20	10.00	-	-	-	
Wishart P.W. (Peter)	24	42	4	114	1103	29.02	1	6	4	
Wishart W.K. (Warren)	7	6	1	15*	31	6.20	-	-	2	-
Wolfe M.F. (Malcolm)	1	1	-	39	39	39.00	-	-	1	
Wood G.M. (Graeme)	109	174	25	186*	6904	46.33	20	32	77	
Woodhead D.J. (Derek)	7	10	1	101*	269	29.88	1	-	1	
Worthington P.C. (Peter)	6	11	-	73	175	15.91	-	2	8	-
Wright K.J. (Kevin)	27	38	12	88*	817	31.42	-	3	93	9
Yagmich D.B. (Dennis)	4	3	3	11*	14	-	-	-	24	1
Yardley B. (Bruce)	52	74	10	97*	1414	22.09	-	4	23	
Young G.A. (George)	2	3	-	125	154	51.33	1	-	4	
Zoehrer T.J. (Tim)	107	157	19	168	4248	30.78	7	22	332	28

* Denotes not out.



Michael Hussey



Murray Goodwin



Sheffield Shield / Pura Cup Bowling Averages

Player	Balls	Runs	Wkts	Average	SWI	10WM	Best	STK/RT
Alderman T.M.	20482	9299	384	24.21	17	3	7/28	53.24
Allen J.M.	120	87	-	-	-	-	-	-
Andrews W.S.	3348	1397	39	35.82	-	-	3/43	85.85
Angel J.	22354	10418	419	24.86	13	-	6/35	53.35
Atkinson M.P.	3184	1776	47	37.79	1	-	5/92	67.74
Auty C.	234	139	-	-	-	-	-	-
Baker D.J.	2364	1113	43	25.88	-	-	4/63	54.98
Baker R.M.	1583	772	18	42.89	-	-	2/26	87.94
Bandy L.H.	256	97	3	32.33	-	-	2/16	85.33
Bevan H.G.	6037	3356	91	36.88	4	-	6/22	66.34
Bidstrup T.A.	328	178	4	44.50	-	-	2/35	82.60
Boyd D.L.	1862	1031	25	41.24	-	-	3/40	34.45
Brayshaw I.J.	10961	4096	167	24.53	7	2	10/44	62.63
Brayshaw J.A.	312	134	1	134.00	-	-	1/13	312.00
Breman T.G.	1284	596	21	28.38	1	-	6/76	61.14
Bush G.E.W.	1631	723	16	45.18	-	-	3/31	101.93
Buggins B.L.	3	1	1	1.00	-	-	1/1	3.00
Byfield A.S.	48	29	2	14.50	-	-	2/8	24.00
Campbell R.J.	24	30	-	-	-	-	-	-
Capes P.A.	7527	3670	115	31.91	3	1	5/69	65.45
Carmody D.K.	55	42	1	42.00	-	-	1/8	55.00
Cary S.R.	7457	3362	93	36.15	-	-	4/9	80.18
Casson B.	2751	1612	43	37.49	2	1	6/64	63.97
Chadwick D.	32	26	-	-	-	-	-	-
Chappell T.M.	8	5	-	-	-	-	-	-
Charlesworth L.	16	14	-	-	-	-	-	-
Charlesworth R.I.	8	1	-	-	-	-	-	-
Clark M.W.	2708	1297	46	28.19	1	-	5/47	58.87
Clark W.M.	9673	3891	133	29.17	4	-	6/39	72.73
Clements S.C.	90	48	-	-	-	-	-	-
Clough P.M.	1693	830	24	34.58	-	-	4/59	70.54
Colgan G.	136	87	2	43.50	-	-	2/68	68.00
Coulson C.E.	2013	994	30	33.13	-	-	3/48	67.10
Cowper R.M.	205	100	2	50.00	-	-	2/30	102.50
Cumming K.R.	765	307	13	23.61	1	-	6/62	58.85
Daniel W.W.	378	180	1	180.00	-	-	1/66	378.00
Dick A.W.	32	11	-	-	-	-	-	-
Dorey B.R.	879	426	15	28.40	-	-	4/53	58.60
Driver W.G.	40	24	-	-	-	-	-	-
Dunn W.P.	3131	1207	37	32.62	2	-	6/26	84.62
Edmondson B.M.	2773	1940	57	34.03	1	-	5/90	48.65
Edwards A.R.	675	325	14	23.31	-	-	4/54	48.21
Edwards R.	40	29	1	29.00	-	-	1/24	40.00
Edwards W.J.	49	37	1	37.00	-	-	1/11	49.00
England E.J.	8	11	-	-	-	-	-	-
Ferries K.I.	152	61	1	61.00	-	-	1/61	152.00
Frankish R.R.	1400	643	17	37.82	-	-	4/72	82.35
Gallash I.	1946	864	22	39.27	-	-	4/18	88.45
Gannon J.B.	6143	2765	91	30.38	2	-	6/107	67.51
Garnaut M.S.	2692	1420	35	40.57	-	-	4/51	76.91
Gartrell K.B.	144	121	1	121.00	-	-	1/42	144.00
Gartrell R.B.	18	3	-	-	-	-	-	-
Gaunt R.A.	5670	2657	104	25.54	5	-	7/104	54.52
Germaine L.	722	434	10	43.40	-	-	4/118	72.20
Gonnella P.	94	42	-	-	-	-	-	-
Goodwin M.W.	12	2	-	-	-	-	-	-
Gorringe H.R.	5268	2780	81	34.32	2	1	8/56	65.04
Graf S.F.	2065	933	28	33.32	-	-	3/34	73.75
Guest C.E.J.	1347	611	16	38.18	-	-	3/34	84.19

Hagdorn K.J.	48	19	-	-	-	-	-	-
Hanna B.L.	16	14	-	-	-	-	-	-
Harburn C.M.	64	33	-	-	-	-	-	-
Harvey K.M.	3546	1866	55	33.93	-	-	4/43	64.47
Hawke N.J.N.	774	344	6	57.33	-	-	2/22	129.00
Heal A.K.	379	243	2	121.50	-	-	1/19	189.50
Herbert M.U.	2001	1000	25	40.00	1	-	5/82	80.04
Herzberg S.	355	189	6	31.50	-	-	3/33	59.17
Hill W.D.	6	-	-	-	-	-	-	-
Hoare D.E.	9834	4637	176	26.34	9	1	8/98	55.87
Hogan T.G.	11744	4786	139	34.43	6	-	6/57	84.99
Hogg G.B.	7328	3895	94	41.43	4	-	6/44	77.95
House G.W.C.	432	216	6	36.00	-	-	2/5	36.00
Hubble J.M.	2839	1321	45	29.35	1	1	7/49	63.09
Hughes K.J.	14	9	-	-	-	-	-	-
Hussey M.E.K.	827	422	12	35.17	-	-	3/34	68.92
Inverarity R.J.	4125	1631	41	39.78	-	-	3/63	100.61
Irvine J.T.	192	97	1	97.00	-	-	1/43	192.00
James E.P.	152	117	1	117.00	-	-	1/70	152.00
Jenner T.J.	3451	1812	27	67.11	-	-	4/49	127.81
Jones A.	88	32	1	32.00	-	-	1/24	88.00
Joynt H.K.	40	28	1	28.00	-	-	1/9	40.00
Julian B.P.	16240	8573	292	29.36	15	2	7/39	55.62
Jurgensen S.J.	187	135	1	135.00	-	-	1/35	187.00
Karppinen S.J.	162	68	5	13.60	-	-	3/34	32.40
Kanhai R.B.	40	15	-	-	-	-	-	-
Katich S.M.	755	503	11	45.73	-	-	3/46	68.64
Kelly P.C.	65	43	-	-	-	-	-	-
Laird B.M.	34	18	-	-	-	-	-	-
Langdon C.W.	2041	817	18	45.38	-	-	4/28	113.39
Langer J.L.	114	52	-	-	-	-	-	-
Langer R.S.	382	158	4	39.50	-	-	1/14	95.50
Lavender M.P.	42	15	-	-	-	-	-	-
Lilley D.K.	16619	7544	323	23.36	18	4	7/36	51.45
Lilly K.E.	360	255	6	42.50	-	-	3/72	60.00
Loader P.J.	152	85	-	-	-	-	-	-
Lock G.A.R.	20107	7210	302	23.87	16	2	7/53	66.58
Lovett A.F.	47	40	1	40.00	-	-	1/25	47.00
Magoffin S.J.	2066	999	30	33.30	1	-	5/76	68.86
McCague M.J.	2048	1086	32	33.93	1	-	5/105	64.00
McEwan K.S.	3	8	-	-	-	-	-	-
MacGill C.W.T.	488	180	6	30.00	-	-	4/56	81.33
MacGill S.C.G.	174	91	-	-	-	-	-	-
MacGill T.M.D.	1888	801	20	40.05	-	-	4/94	94.40
McKenzie G.D.	16566	7322	232	31.56	7	-	6/100	71.41
Macleay K.H.	17768	7025	229	30.67	5	-	5/12	77.59
McPhee M.W.	30	14	-	-	-	-	-	-
Mack C.D.	1811	990	22	45.00	-	-	4/72	82.32
Malone M.F.	8324	3422	139	24.61	7	-	6/33	59.89
Mann A.L.	12628	5731	181	31.66	5	-	6/94	69.77
Marks V.J.	2740	955	30	31.83	1	-	5/55	91.33
Marsh G.R.	30	9	1	9.00	-	-	1/1	30.00
Marsh R.W.	24	7	-	-	-	-	-	-
Marsh S.E.	84	78	2	39.00	-	-	2/20	42.00
Martyn D.R.	2699	1238	32	38.68	-	-	4/30	83.19
Mason M.S.	258	132	3	44.00	-	-	2/60	86.00
Massie R.A.L.	5119	2111	79	26.72	-	-	4/18	64.80
Mateljan T.	312	169	2	84.50	-	-	1/40	136.00
Matthews C.D.	9631	4675	188	24.77	11	-	8/101	51.23
Mayne L.C.	7206	3672	118	31.12	4	-	7/75	61.07
Meuleman K.D.	862	566	10	56.60	-	-	2/58	86.20
Meuleman R.D.	8	-	-	-	-	-	-	-
Meuleman S.W.	120	98	2	49.00	-	-	1/38	60.00
Michael C.A.	258	127	5	25.40	-	-	2/20	51.60
Milburn C.	632	302	5	60.40	-	-	2/16	126.40
Millar G.A.	114	77	-	-	-	-	-	-
Milosz S.J.	1709	706	16	44.12	-	-	4/53	106.81
Moody T.M.	14432	6297	220	28.62	5	1	7/38	65.60
Muggleton M.B.	8	2	1	2.00	-	-	1/2	8.00
Mulder B.	4742	2058	57	36.11	3	1	6/65	83.19
Mullally A.D.	2547	1238	26	47.61	-	-	3/74	97.97

Mullooly T.C.	136	77	1	77.00	-	-	1/39	136.00
Munro J.K.E.	48	18	1	18.00	-	-	1/18	48.00
Murray G.I.	146	94	3	31.33	-	-	2/44	48.67
Nicholls P.A.	2071	886	28	31.64	1	-	5/68	73.97
Nicholson M.J.	7149	3653	115	31.76	2	-	5/49	62.07
Nikitaras S.	103	58	-	-	-	-	-	-
North M.J.	2267	1274	26	49.00	-	-	3/23	87.14
O'Dwyer T.E.	2230	1056	33	32.00	3	-	7/79	67.58
Oldroyd B.J.	4036	1866	50	37.32	-	-	4/68	80.72
O'Neill M.D.	277	179	2	89.50	-	-	1/29	138.50
Outridge T.M.	1185	680	18	37.77	1	-	5/78	65.83
Parker J.F.	23	7	-	-	-	-	-	-
Paulsen R.G.	3858	1901	55	34.56	1	-	6/106	70.15
Pavy L.	8	10	-	-	-	-	-	-
Penter C.E.	703	388	5	77.60	-	-	1/26	140.60
Playle W.R.	88	65	-	-	-	-	-	-
Porter G.D.	3456	1326	43	30.84	-	-	4/59	80.37
Preen A.T.	2443	916	25	36.64	1	-	6/97	97.72
Price R.H.	4276	1912	71	26.92	4	1	5/49	60.23
Prindiville K.J.	160	65	-	-	-	-	-	-
Prindiville T.J.	184	68	3	22.66	-	-	3/26	61.33
Puckett C.W.	7193	2821	113	24.96	8	1	6/35	63.65
Punch K.F.	952	426	11	38.72	-	-	3/48	86.55
Reid B.A.	11517	4969	181	27.45	7	1	6/54	63.65
Rigg B.A.	624	451	4	112.75	-	-	2/46	106.00
Rigg H.W.H.	216	113	2	56.50	-	-	1/13	108.00
Russell R.S.	420	236	3	78.67	-	-	2/72	140.00
Rutherford J.W.	2468	945	15	63.00	-	-	3/20	164.53
Sarre R.B.	222	106	4	26.50	-	-	3/39	55.50
Sawle L.M.	19	13	-	-	-	-	-	-
Serjeant C.S.	6	4	-	-	-	-	-	-
Shepherd B.K.	455	290	3	96.66	-	-	1/1	151.67
Shipperd G.	24	11	-	-	-	-	-	-
Simpson R.B.	2423	1054	34	31.00	1	-	5/45	71.26
Slater K.N.	11853	4958	112	44.26	-	-	4/91	105.83
Spalding E.G.	480	207	8	25.87	-	-	4/37	60.00
Spencer D.J.	1099	750	20	37.50	-	-	4/85	54.95
Stewart J.	2578	1374	27	50.89	-	-	3/68	95.48
Strauss R.B.	6723	2604	104	25.03	7	-	7/59	64.64
Stubbs J.R.M.	351	301	4	50.25	-	-	2/29	87.75
Swan G.G.	1592	897	22	40.77	1	-	5/54	72.36
Taylor J.J.	830	615	12	51.25	-	-	4/70	69.17
Thistle M.J.	132	103	-	-	-	-	-	-
Thomson G.D.	162	150	-	-	-	-	-	-
Thorp C.D.	1266	718	10	71.80	-	-	3/59	126.60
Varis L.	892	426	13	32.76	-	-	2/8	68.61
Veletta M.R.J.	12	2	-	-	-	-	-	-
Vernon M.T.	394	215	9	23.88	-	-	3/15	43.78
Voges A.C.	498	281	8	35.12	-	-	2/16	62.25
Wasley M.A.	377	181	3	60.33	-	-	2/53	125.67
Wates D.J.	1459	981	27	36.33	-	-	4/77	54.04
Watson G.D.	2963	1316	54	24.37	4	-	5/53	54.87
Watson G.G.	180	135	2	67.50	-	-	2/74	90.00
Watt A.D.	165	93	4	23.25	-	-	2/2	41.25
Waugh R.F.	40	33	-	-	-	-	-	-
Williams B.A.	6881	3598	132	27.26	7	-	6/74	52.13
Williams D.S.T.	192	114	3	38.00	-	-	1/24	64.00
Wilson P.	1911	856	19	45.05	1	-	6/76	100.58
Wilson S.V.	581	331	11	30.10	-	-	4/29	52.82
Wishart W.K.	1470	551	11	50.09	-	-	4/90	133.67
Wolfe M.F.	6	6	-	-	-	-	-	-
Wood G.M.	187	111	1	111.00	-	-	1/10	187.00
Worthington P.C.	948	522	15	34.80	1	-	6/39	63.20
Yardley B.	9672	4131	159	25.98	11	2	7/44	60.83
Zoehrer T.J.	2556	1341	23	58.30	1	-	5/58	111.13

* Denotes not out

Sheffield Shield / Pura Cup Aggregates and Averages



Batting Aggregate 1000 runs or more

Player	Inns	N.O.	Runs
Moody T.M.	228	22	8853
Langer J.L.	155	12	7685
Veletta M.R.J.	198	20	7306
Hussey M.E.K.	181	10	7176
Marsh G.R.	175	12	7009
Wood G.M.	174	25	6904
Inverarity R.J.	188	18	6888
Martyn D.R.	163	16	6705
Campbell R.J.	141	5	5029
Shepherd B.K.	127	13	4934
Marsh R.W.	139	9	4412
Andrews W.S.	126	12	4292
Zoehrer T.J.	157	19	4248
Goodwin M.W.	101	8	4031
Shipperd G.	107	14	4022
Edwards R.	110	14	3939
Hughes K.J.	96	3	3926
Brayshaw I.J.	145	20	3771
Chadwick D.	106	8	3651
Vernon M.T.	111	4	3631
Katich S.M.	83	10	3498
Laird B.M.	100	9	3418
Meuleman K.D.	66	9	3035
North M.J.	78	6	2989
Gilchrist A.C.	80	11	2946
Lavender M.P.	89	6	2883
Rogers C.J.L.	64	4	2767
Macleay K.H.	116	24	2614
Julian B.P.	128	19	2507
Hogg G.B.	98	19	2493
Serjeant C.S.	75	11	2264
Rutherford J.W.	61	3	2200
Mann A.L.	105	16	2106
Simpson R.B.	34	6	2072
Slater K.N.	103	11	2027
Langer R.S.	64	12	2024
Charlesworth R.I.	72	5	2007
Edwards A.R.	64	1	1937
Becker G.C.	65	2	1693
McPhee M.W.	64	6	1667
Sawle L.M.	58	4	1568
Carmody K.D.	53	1	1459
McKenzie G.D.	109	23	1457
Irvine J.T.	41	3	1436
Yardley B.	74	10	1414
Milburn C.	27	2	1382
Kelly P.C.	37	2	1329
Langdon C.W.	39	1	1292
Lock G.A.R.	97	14	1271
Angel J.	138	36	1233
Parker J.F.	46	4	1211
Baker R.M.	48	7	1168
Buggins B.L.	90	14	1149
McAullay K.J.	37	1	1110
Wishart P.W.	42	4	1103
Matthews C.D.	56	7	1097
Edwards W.J.	34	1	1091
Hogan T.G.	64	10	1018
Clements S.C.	29	-	1017

Bowling Aggregate 100 wickets or more

Player	Balls	Runs	Wkts
Angel J.	22354	10418	419
Alderman T.M.	19288	9299	384
Lillee D.K.	16619	7544	323
Lock G.A.R.	20107	7210	302
Julian B.P.	16240	8573	292
McKenzie G.D.	16566	7322	232
Macleay K.H.	17768	7025	229
Moody T.M.	14432	6297	220
Matthews C.D.	9631	4675	188
Mann A.L.	12628	5731	181
Reid B.A.	11517	4969	181
Hoare D.E.	9834	4637	176
Brayshaw I.J.	10961	4096	167
Yardley B.	9672	4131	159
Malone M.F.	8324	3422	139
Hogan T.G.	11744	4786	139
Clark W.M.	9673	3893	133
Williams B.A.	6881	3598	132
Mayne L.C.	7206	3672	118
Capes P.A.	7527	3666	115
Nicholson M.J.	7149	3651	115
Puckett C.W.	7193	2821	113
Slater K.N.	11853	4958	112
Strauss R.B.	6723	2604	104
Gaunt R.A.	5670	2657	104

Batting Averages - 1000 runs or more

Player	Inns	N.O.	Runs	Ave
Simpson R.B.	34	6	2072	74.00
Milburn C.	27	2	1382	55.28
Langer J.L.	155	12	7685	53.74
Meuleman K.D.	66	9	3035	53.24
Katich S.M.	83	10	3498	47.92
Rogers C.J.	64	4	2767	46.12
Wood G.M.	174	25	6904	46.33
Martyn D.R.	163	16	6705	45.61
Moody T.M.	228	22	8853	43.87
Shepherd B.K.	127	13	4934	43.28
Shipperd G.	107	14	4022	43.24
Goodwin M.W.	101	8	4031	43.14
Marsh G.R.	175	12	7009	43.00
Gilchrist A.C.	80	11	2946	42.69
Hughes K.J.	96	3	3926	42.21
North M.J.	78	6	2989	41.51
Veletta M.R.J.	198	20	7306	41.04
Edwards R.	110	14	3939	41.03
Hussey M.E.K.	181	10	7176	41.96
Inverarity R.J.	188	18	6888	40.51
Langer R.S.	64	12	2024	38.92
Kelly P.C.	37	2	1329	37.97
Rutherford J.W.	61	3	2200	37.93
Irvine J.T.	41	3	1436	37.79
Andrews W.S.	126	12	4292	37.65
Laird B.M.	100	9	3418	37.57
Chadwick D.	106	8	3651	37.25
Campbell R.J.	141	5	5029	36.98
Serjeant C.S.	75	11	2264	35.37

Clements S.C.	29	-	1017	35.07
Lavender M.P.	89	6	2883	34.73
Langdon C.W.	39	1	1292	34.00
Marsh R.W.	139	9	4412	33.94
Vernon M.T.	111	4	3631	33.93
Edwards W.J.	34	1	1091	33.06
Hogg GB	98	19	2493	31.56
McAullay K.J.	37	1	1110	30.80
Zoehrer T.J.	157	19	4248	30.78
Edwards A.R.	64	1	1937	30.74
Brayshaw I.J.	145	20	3771	30.17
Charlesworth R.I.	72	5	2007	29.95
Sawle L.M.	58	4	1568	29.03
Wishart P.W.	42	4	1103	29.02
Parker J.F.	46	4	1211	28.83
McPhee M.W.	64	6	1667	28.74
Baker R.M.	48	7	1168	28.49
Macleay K.H.	116	24	2614	28.41
Carmody K.D.	53	1	1459	28.05
Becker G.C.	65	2	1693	26.87
Mann A.L.	105	16	2106	23.66
Julian B.P.	128	19	2507	23.00
Matthews C.D.	56	7	1097	22.39
Yardley B.	74	10	1414	22.09
Slater K.N.	103	11	2027	22.03
Hogan T.G.	64	10	1018	18.85
McKenzie G.D.	109	23	1457	16.94
Lock G.A.R.	97	14	1271	15.31
Buggins B.L.	90	14	1149	15.11
Angel J	138	36	1233	11.99

Bowling Averages - 100 wickets

Player	Balls	Runs	Wkts	Ave
Angel J	22354	10418	419	24.86
Alderman T.M.	19288	9299	384	24.21
Lillee D.K.	16619	7544	323	23.36
Lock G.A.R.	20107	7210	302	23.87
Julian B.P.	16240	8573	292	29.36
McKenzie G.D.	16566	7322	232	31.66
Macleay K.H.	17768	7025	229	30.67
Moody T.M.	14432	6297	220	28.62
Matthews C.D.	9631	4675	188	24.77
Reid B.A.	11517	4969	181	27.45
Mann A.L.	12628	5731	181	31.66
Hoare D.E.	9834	4637	176	26.34
Brayshaw I.J.	10961	4096	167	24.53
Yardley B.	9672	4131	159	25.98
Malone M.F.	8324	3422	139	24.61
Hogan T.G.	11744	4786	139	34.43
Clark W.M.	9673	3893	133	29.27
Williams B.A.	6881	3598	132	27.28
Mayne L.C.	7206	3672	118	31.12
Nicholson M.J.	7149	3653	115	31.76
Capes P.A.	7527	3666	115	31.88
Puckett C.W.	7193	2821	113	24.96
Slater K.N.	11853	4958	112	44.26
Strauss R.B.	6723	2604	104	25.03
Gaunt R.A.	5670	2657	104	25.54

Joe Angel



Ken MacLeay





First Wicket

431	Veletta M.R.J. (150) & Marsh G.R. (355*)	v South Australia	Perth	1989-90	1
328	Milburn C. (243) & Chadwick D. (91)	v Queensland	Brisbane	1968-69	2
310	Marsh G.R. (223) & Veletta M.R.J. (157)	v Tasmania	Hobart	1988-89	3
223	Lavender M.P. (103) & Marsh G.R. (129)	v Victoria	Perth	1992-93	5
203	Edwards W.J. (153) & Laird B.M. (117)	v New South Wales	Sydney	1974-75	4
197	Hussey M.E.K. (172) & Campbell R.J. (93)	v New South Wales	Sydney	1999-00	
191	Sawle L.M. (99) & Wishart P.W. (89)	v South Australia	Perth	1959-60	
188	McPhee M.W. (113) & Veletta M.R.J. (228)	v Queensland	Perth	1989-90	
163	McPhee M.W. (99) & Veletta M.R.J. (112)	v Victoria	Melbourne	1986-87	
159	Hussey M.E.K. (59) & Dighton M.G. (95)	v South Australia	Adelaide	1998-99	
157	Langer J.L. (94) & Hussey M.E.K. (71)	v NSW	Perth	2003-04	
156	Milburn C. (93) & Chadwick D. (110)	v New South Wales	Sydney	1968-69	
155	Hussey M.E.K. (44) & Campbell R.J. (104)	v Tasmania	Perth	1997-98	
155	Langer J.L. (75) & Hussey M.E.K. (223*)	v Victoria	Perth	2004-05	
153	Veletta M.R.J. (262) & Marsh G.R. (86)	v Victoria	Perth	1986-87	
151	Marsh G.R. (79) & Charlesworth R.I. (78)	v Queensland	Brisbane	1977-78	
150	Laird B.M. (119) & Charlesworth R.I. (61)	v Queensland	Brisbane	1975-76	
146*	Milburn C. (82*) & Chadwick D. (52)	v South Australia	Perth	1968-69	
144	Hussey M.E.K. (138) & Campbell R.J. (113)	v Victoria	Melbourne	1996-97	
141	Hussey M.E.K. (33) & R. Campbell (203)	v Queensland	Perth	1999-00	
140	Milburn C. (106) & Kelly P.C. (91)	v Queensland	Perth	1966-67	
139	Watson G.D. (81) & McAullay K.J. (66)	v South Australia	Perth	1972-73	
139	Hussey M.E.K. (83) & Campbell R.J. (78)	v Tasmania	Hobart	1996-97	
137	Veletta M.R.J. (110) & Gonnella P. (56)	v Victoria	Perth	1988-89	
136	Rutherford J.W. (75) & Woodhead D.J. (101*)	v Queensland	Perth	1958-59	
134	Jones A. (66) & Slater K.N. (154)	v Queensland	Brisbane	1963-64	
134	Laird B.M. (84) & Wood G.M. (138)	v Queensland	Perth	1982-83	
134	Wood G.M. (79) & Charlesworth R.I. (52)	v Victoria	Perth	1978-79	
134	Langer J.L. (163*) & Hussey M.E.K. (53)	v New South Wales	Sydney	2003-04	
133	Rutherford J.W. (160) & Sawle L.M. (48)	v New South Wales	Perth	1957-58	
133	Moody T.M. (94) & Veletta M.R.J. (53)	v Tasmania	Hobart	1985-86	
133	Marsh G.R. (55) & Veletta M.R.J. (64)	v Victoria	Melbourne	1988-89	
133	Rogers C.J. (74) & Hussey M.E.K. (95)	v Tasmania	Hobart	2004-05	
132	Laird B.M. (72) & Charlesworth R.I. (54)	v Queensland	Perth	1976-77	
130	Wood G.M. (67) & Shipperd G. (57)	v Tasmania	Perth	1979-80	
129	Hussey M.E.K. (49) & Lavender M.P. (73)	v New South Wales	Sydney	1995-96	
127	Hussey M.E.K. (100) & Meuleman S.W. (60)	v New South Wales	Sydney	2001-02	
127	Marsh G.R. (51) & Clements S.C. (73)	v Queensland	Perth	1981-82	
125	Kelly P.C. (80) & Playle W.R. (48)	v Victoria	Perth	1965-66	
125	Laird B.M. (55) & Edwards W.J. (72)	v Victoria	Perth	1974-75	
124	Rutherford J.W. (108) & Sawle L.M. (31)	v South Australia	Perth	1954-55	
123	Clements S.C. (73) & Veletta M.R.J. (82)	v South Australia	Perth	1983-84	
123	Hussey M.E.K. (57) & Langer J.L. (96)	v Victoria	St Kilda	2003-04	
116	Edwards W.J. (65) & Laird B.M. (47)	v Victoria	Melbourne	1974-75	
113	Slater K.N. (55) & Irvine J.T. (56)	v South Australia	Perth	1967-68	
113	Rogers C.J. (153) & Hussey M.E. (36)	v Victoria	St Kilda	2004-05	
112	Wood G.M. (61) & Veletta M.R.J. (49)	v New South Wales	Canberra	1984-85	
112	Playle W.R. (116) & Kelly P.C. (57)	v Victoria	Melbourne	1965-66	
112	Clements S.C. (58) & Veletta M.R.J. (100)	v Victoria	Carlton	1984-85	
111	Marsh G.R. (88) & Veletta M.R.J. (46)	v Queensland	Perth	1991-92	
111	Lavender M.P. (173*) & Hussey M.E.K. (42)	v New South Wales	Perth	1995-96	
110	Wood G.M. (100*) & Charlesworth R.I. (48)	v Queensland	Perth	1977-78	
109	Hussey M.E.K. (147) & Campbell R.J. (74)	v Victoria	Perth	1996-97	
108	Marsh G.R. (51) & Charlesworth R.I. (71)	v Victoria	Melbourne	1977-78	
107*	Wishart P.W. (50*) & Sawle L.M. (53*)	v Queensland	Brisbane	1959-60	
107	Laird B.M. (66) & Charlesworth R.I. (34*)	v South Australia	Adelaide	1976-77	
106	Hussey M.E.K. (87) & Campbell R.J. (45)	v Tasmania	Perth	1996-97	
104*	Charlesworth R.I. (34*) & Wood G.M. (67*)	v South Australia	Perth	1977-78	
101	Watson G.D. (45) & McAullay K.J. (47)	v South Australia	Perth	1971-72	
101	Chadwick D. (36) & Prindiville T.J. (71*)	v Victoria	Melbourne	1969-70	
100	Wood G.M. (103) & Shipperd G. (42)	v Tasmania	Devonport	1980-81	
100	Rogers C.J.L. (62) & Campbell R.J. (70)	v New South Wales	Newcastle	2002-03	

* Denotes unfinished

1. Record v South Australia and record for any wicket, 2. Record v Queensland,
3. Record v Tasmania, 4. Record v New South Wales, 5. Record v Victoria

Second Wicket

254	Veletta M.R.J. (130) & Marsh G.R. (138)	v Queensland	Brisbane	1985-86	1
248	Veletta M.R.J. (143) & Shipperd G. (129)	v South Australia	Adelaide	1984-85	2
247	Langer J.L. (164) & Goodwin M.W. (164)	v South Australia	Adelaide	2002-03	
234	Veletta M.R.J. (106) & Moody T.M. (144)	v Tasmania	Perth	1987-88	3
233	Hussey M.E.K. (134) & Langer J.L. (235)	v South Australia	Adelaide	1997-98	
231	Marsh G.R. (107) & Moody T.M. (124)	v Queensland	Perth	1992-93	
227	Hussey M.E.K. (172*) & Langer J.L. (120)	v South Australia	Perth	1999-00	
226	Marsh G.R. (105*) & Moody T.M. (155)	v South Australia	Perth	1988-89	
218	Hussey M.E.K. (76) & Rogers C.J.L. (142)	v New South Wales	Perth	2003-04	
216	Campbell R.J. (111) & Langer J.L. (129)	v Tasmania	Hobart	1999-00	
204	Shipperd G. (104) & Langer R.S. (102)	v Queensland	Perth	1979-80	
203	Kelly P.C. (103) & Vernon M.T. (173)	v New South Wales	Perth	1965-66	4
203	Marsh G.R. (138) & Langer J.L. (110)	v South Australia	Perth	1992-93	
194	Lavender M.P. (118) & Wood G.M. (166)	v Victoria	St Kilda	1990-91	
193	Langer J.L. (133) & Katich S.M. (79)	v Tasmania	Perth	2001-02	
190	Edwards A.R. (104) & Robinson G.D. (134)	v Victoria	Perth	1947-48	5
184	Watson G.D. (145) & Inverarity R.J. (85)	v Queensland	Perth	1971-72	
171	Wood G.M. (82) & Marsh G.R. (100*)	v Victoria	Perth	1985-86	
168	Veletta M.R.J. (80) & Langer J.L. (89)	v Queensland	Brisbane	1993-94	
164	Marsh G.R. (223) & Moody T.M. (112*)	v Tasmania	Hobart	1988-89	
164	Wishart P.W. (57) & Vernon M.T. (105)	v Victoria	Melbourne	1959-60	
163	Veletta M.R.J. (262) & Moody T.M. (97)	v Victoria	Perth	1986-87	
162	Langer J.L. (120) & Goodwin M.W. (95)	v South Australia	Perth	2004-05	
161	Rutherford J.W. (121) & England E.J. (71)	v South Australia	Perth	1953-54	
159	Veletta M.R.J. (228) & Ramshaw D.J. (44)	v Queensland	Perth	1989-90	
159	Carmody D. (198) & Robinson G.D. (90)	v South Australia	Perth	1947-48	
157	Clements S.C. (151) & Shipperd G. (48)	v Tasmania	Launceston	1983-84	
155	Wood G.M. (82) & Shipperd G. (167*)	v Victoria	Melbourne	1983-84	
154*	Marsh G.R. (62*) & Langer J.L. (90*)	v South Australia	Perth	1993-94	
153	Hussey M.E.K. (120) & Langer J.L. (46)	v New South Wales	Perth	1997-98	
153	Hussey M.E.K. (137) & Katich S.M. (102)	v Victoria	Melbourne	2000-01	
152	Veletta M.R.J. (68) & Langer J.L. (96)	v South Australia	Perth	1992-93	
151	Edwards W.J. (153) & Marsh R.W. (168*)	v New South Wales	Sydney	1974-75	
151*	Laird B.M. (77*) & Langer R.S. (72*)	v New South Wales	Perth	1974-75	
151	Hussey M.E.K. (172) & Katich S.M. (76)	v New South Wales	Sydney	1999-00	
148	Hussey M.E.K. (138) & Goodwin M.W. (90)	v Victoria	Melbourne	1996-97	
147	Hussey M.E.K. (138) & Goodwin M.W. (72)	v Tasmania	Perth	2003-04	
146	Veletta M.R.J. (112) & Moody T.M. (100)	v Victoria	Melbourne	1986-87	
142	Wood G.M. (111) & Shipperd G. (56)	v South Australia	Adelaide	1982-83	
142	Veletta M.R.J. (66) & Langer J.L. (233)	v Tasmania	Perth	1993-94	
141	Rogers C.J.L. (120) & Goodwin M.W. (104*)	v Tasmania	Perth	2003-04	
140	Sawle L.M. (85) & Simpson R.B. (97)	v New South Wales	Perth	1956-57	
139*	Hussey M.E.K. (81) & Langer J.L. (70*)	v New South Wales	Sydney	1996-97	
139	Rutherford J.W. (160) & Vernon M.T. (71)	v New South Wales	Perth	1957-58	
139	Watson G.D. (122) & Brayshaw I.J. (57)	v Queensland	Brisbane	1971-72	
138	Marsh G.R. (67) & Shipperd G. (63)	v Victoria	Perth	1981-82	
134	Veletta M.R.J. (59) & Moody T.M. (69)	v Queensland	Brisbane	1988-89	
133	McAullay K.J. (86) & Inverarity R.J. (87)	v South Australia	Perth	1971-72	
133	Edwards W.J. (122) & Edwards R. (147)	v South Australia	Perth	1973-74	
133	McPhee M.W. (135) & Shipperd G. (139)	v South Australia	Perth	1984-85	
131	Veletta M.R.J. (78*) & Gonnella P. (61)	v Queensland	Perth	1985-86	
131	Chadwick D. (117) & Scarff C.S. (67)	v Victoria	Perth	1969-70	
128	Rutherford J.W. (53) & Vernon M.T. (80)	v Queensland	Perth	1957-58	
126	Hussey M.E.K. (79) & Katich S.M. (113)	v Queensland	Brisbane	1998-99	
124	Marsh G.R. (134) & Moody T.M. (85)	v South Australia	Adelaide	1986-87	
124	Hussey M.E.K. (61) & Langer J.L. (67)	v Queensland	Brisbane	1997-98	
122	McAullay K.J. (67) & Inverarity R.J. (161)	v New South Wales	Perth	1971-72	
121	Kelly P.C. (91) & Inverarity R.J. (114)	v Queensland	Perth	1966-67	
119	Sawle L.M. (66) & Simpson R.B. (112*)	v Queensland	Perth	1956-57	
119	Rutherford J.W. (167) & Carmody D.K. (59)	v South Australia	Adelaide	1954-55	
118	Rogers C.J. (83) & Goodwin M.W. (57)	v Queensland	Brisbane	2004-05	
117	Marsh G.R. (120*) & Moody T.M. (46)	v Victoria	Melbourne	1987-88	
117	Marsh G.R. (104) & Lavender M.P. (58)	v South Australia	Adelaide	1991-92	
115	Milburn C. (70) & Becker G.C. (51)	v Victoria	Perth	1968-69	
114	Chadwick D. (110) & Inverarity R.J. (103)	v New South Wales	Sydney	1968-69	
114	Rutherford J.W. (125) & Buggins B.L. (47)	v Queensland	Perth	1955-56	
113	Charlesworth R.I. (67) & Langer R.S. (71)	v New South Wales	Perth	1976-77	
112*	Wood G.M. (53*) & Marsh G.R. (50*)	v South Australia	Adelaide	1985-86	
111	Simpson R.B. (236*) & Vernon M.T. (46)	v New South Wales	Perth	1959-60	
111	Wood G.M. (94) & Shipperd G. (46)	v Tasmania	Perth	1984-85	
111	Veletta M.R.J. (44) & Moody T.M. (202)	v Victoria	Perth	1988-89	
110	Simpson R.B. (71) & Vernon M.T. (89)	v South Australia	Perth	1960-61	

109	Veletta M.R.J. (43) & Moody T.M. (64)	v South Australia	Perth	1988-89
107*	Wood G.M. (100*) & Wright K.J. (59*)	v Queensland	Perth	1977-78
106*	Andrews W.S. (36*) & Moody T.M. (66*)	v New South Wales	Sydney	1989-90
105	Sarre R. (50) & Meuleman K.D. (65)	v New South Wales	Perth	1952-53
105	Lavender M.P. (60) & Langer J.L. (241*)	v New South Wales	Perth	1994-95
104	Chadwick D. (66) & Inverarity R.J. (89)	v South Australia	Adelaide	1969-70
102	Wood G.M. (73) & Hughes K.J. (43)	v Victoria	Perth	1977-78
102	Marsh G.R. (43) & Langer J.L. (135)	v Tasmania	Hobart	1993-94
101	Laird B.M. (127) & Inverarity R.J. (35)	v Queensland	Perth	1974-75
101	Hussey M.E.K. (86) & Katich S.M. (52)	v New South Wales	Perth	2001-02
100	Wood G.M. (103) & Shipperd G. (42)	v Tasmania	Perth	1986-87

* Denotes unfinished

1. Record v Queensland, 2. Record v South Australia, 3. Record v Tasmania, 4. Record v New South Wales, 5. Record v Victoria

Third Wicket

330	Wood G.M. (173*) & Marsh G.R. (159)	v New South Wales	Sydney	1983-84	1
271	Marsh G.R. (128) & Martyn D.R. (197)	v New South Wales	Perth	1993-94	
264	Moody T.M. (202) & Wood G.M. (138*)	v Victoria	Perth	1988-89	2
238	Langer J.L. (274*) & Martyn D.R. (104)	v South Australia	Perth	1996-97	
234	Rogers C.J.L. (119*) & Goodwin M.W. (119)	v Queensland	Brisbane	2003-04	
231	Veletta M.R.J. (128) & Wood G.M. (117)	v Queensland	Perth	1990-91	5
230	Moody T.M. (162) & Wood G.M. (68)	v South Australia	Perth	1988-89	3
229	Gonnella P. (134) & Wood G.M. (102)	v Tasmania	Hobart	1985-86	4
229	Moody T.M. (168) & Martyn D.R. (90)	v South Australia	Adelaide	1991-92	
223	Shepherd B.K. (92) & Kanhai R.B. (135)	v South Australia	Adelaide	1961-62	
205	Langer R.S. (111) & Hughes K.J. (119)	v New South Wales	Perth	1975-76	
204	Campbell R.J. (177) & Martyn D.R. (90)	v New South Wales	Sydney	1997-98	
193	Katich S.M. (152) & Martyn D.R. (90)	v Tasmania	Hobart	2000-01	
192	Veletta M.R.J. (262) & Wood G.M. (84)	v Victoria	Perth	1986-87	
192	Katich S.M. (117) & Martyn D.R. (92)	v New South Wales	N. Sydney	2000-01	
187	Inverarity R.J. (108) & Becker G.C. (112)	v Queensland	Brisbane	1968-69	
182	Katich S.M. (115) & Martyn D.R. (85)	v Queensland	Brisbane	1998-99	
175	Shipperd G. (96) & Hughes K.J. (129)	v New South Wales	Sydney	1983-84	
175	Hussey M.E.K. (108) & Martyn D.R. (101)	v Tasmania	Hobart	1997-98	
175	Campbell R.J. (203) & Dighton M.G. (182*)	v Queensland	Perth	1999-00	
174*	Shepherd B.K. (212*) & Parker J.F. (29*)	v Queensland	Perth	1961-62	
173*	Lavender M.P. (113*) & Moody T.M. (101*)	v Queensland	Brisbane	1990-91	
167	Veletta M.R.J. (63) & Moody T.M. (100)	v New South Wales	Sydney	1990-91	
167	Shipperd G. (80) & Hughes K.J. (94)	v New South Wales	Perth	1980-81	
163*	Kanhai R.B. (108*) & Shepherd B.K. (212*)	v Queensland	Perth	1961-62	
157	Edwards R. (147) & Inverarity R.J. (91)	v South Australia	Perth	1973-74	
157	Goodwin M.W. (127) & Martyn D.R. (62)	v Queensland	Perth	1996-97	
155	Chadwick D. (137) & Inverarity R.J. (131)	v Queensland	Brisbane	1970-71	
155	Langer J.L. (116) & Martyn D.R. (96)	v South Australia	Adelaide	1996-97	
154	Chadwick D. (91) & Brayshaw I.J. (73)	v South Australia	Perth	1969-70	
151	Lavender M.P. (172) & Veletta M.R.J. (64)	v Tasmania	Perth	1991-92	
149	Marsh G.R. (89) & Inverarity R.J. (124*)	v Tasmania	Devonport	1978-79	
149	Hussey M.E.K. (100) & Katich S.M. (131)	v New South Wales	Sydney	2001-02	
149	Goodwin M.W. (164) & Hussey M.E.K. (62)	v South Australia	Adelaide	2002-03	
147	Inverarity R.J. (161) & Brayshaw I.J. (44*)	v New South Wales	Perth	1971-72	
147	Rogers C.J.L. (94) & Goodwin M.W. (156)	v Queensland	Perth	2003-04	
146	Rutherford J.W. (86) & Meuleman K.D. (74*)	v Victoria	Melbourne	1957-58	
143	Laird B.M. (177) & Hughes K.J. (65)	v Queensland	Brisbane	1976-77	
143	Langer J.L. (135) & Martyn D.R. (100)	v Tasmania	Hobart	1993-94	
140	Wood G.M. (167*) & Clements S.C. (67)	v Tasmania	Perth	1983-84	
139	Goodwin M.W. (138) & North M.J. (59)	v Tasmania	Hobart	2004-05	
136	Simpson R.B. (87), Meuleman K.D. (41 R.H.) & Shepherd B.K. (25)	v New South Wales	Sydney	1958-59	
136	Rogers C.J.L. (103) & Goodwin M.W. (70)	v Victoria	St Kilda	2003-04	
129	Inverarity R.J. (114) & Irvine J.T. (45)	v Victoria	Melbourne	1968-69	
129	Inverarity R.J. (53) & Edwards R. (152)	v Victoria	Perth	1971-72	
128	Simpson R.B. (106) & Shepherd B.K. (67)	v Victoria	Melbourne	1960-61	
126	Robinson G.D. (134) & Watt A.D. (76)	v Victoria	Perth	1947-48	
126	Hussey M.E.K. (147) & Martyn D.R. (108)	v Victoria	Perth	1996-97	
123	Gartrell K.B. (102) & Shepherd B.K. (219)	v Victoria	Melbourne	1962-63	
122	Laird B.M. (110) & Hughes K.J. (80)	v South Australia	Adelaide	1981-82	
122	Becker G.C. (95) & Vernon M.T. (59)	v Victoria	Perth	1967-68	
122	Langer J.L. (241*) & Martyn D.R. (62)	v New South Wales	Perth	1994-95	
120	Charlesworth R.I. (50) & Serjeant C.S. (129)	v New South Wales	Perth	1977-78	
120	Langer J.L. (65) & Martyn D.R. (59)	v Queensland	Perth	1993-94	
118	Playle W.R. (122) & Shepherd B.K. (64)	v Queensland	Perth	1965-66	
118	Wood G.M. (109) & Inverarity R.J. (48)	v South Australia	Adelaide	1977-78	
118	Martyn D.R. (78) & Katich S.M. (105*)	v Queensland	Perth	2000-01	

117	Katich S.M. (78) & North M.J. (51)	v Victoria	Melbourne	2000-01
116	Simpson R.B. (161) & Shepherd B.K. (51)	v New South Wales	Sydney	1959-60
115	Shipperd G. (39) & Hughes K.J. (129)	v Tasmania	Devonport	1982-83
115	Veletta M.R.J. (95) & Wood G.M. (79)	v Tasmania	Hobart	1987-88
114	Meuleman K.D. (83) & Langdon C.W. (118)	v Queensland	Perth	1952-53
114	Langer R.S. (150*) & Brayshaw I.J. (30)	v Victoria	Perth	1974-75
114	Langer J.L. (96) & Martyn D.R. (56)	v Queensland	Perth	1993-94
113	Veletta M.R.J. (228) & Andrews W.S. (92)	v Queensland	Perth	1989-90
113	Laird B.M. (77) & Edwards R. (81)	v South Australia	Perth	1974-75
112	Lavender M.P. (90) & Martyn D.R. (89)	v South Australia	Adelaide	1994-95
112	Hussey M.E.K. (90) & Martyn D.R. (70)	v Tasmania	Perth	1996-97
111	Vernon M.T. (93) & Lodge A.D. (33)	v New South Wales	Perth	1960-61
110	Langer J.L. (235) & Martyn D.R. (51)	v South Australia	Adelaide	1997-98
109	Rogers C.J. (153) & North M.J. (57)	v Victoria	St Kilda	2004-05
105*	Inverarity R.J. (50*) & Edwards R. (61 *)	v New South Wales	Perth	1970-71
104	Inverarity R.J. (45) & Edwards R. (149)	v New South Wales	Perth	1971-72
104	Shipperd G. (65) & Hughes K.J. (73)	v New South Wales	Perth	1980-81
104	Inverarity R.J. (144) & Harburn C.M. (64)	v South Australia	Adelaide	1964-65
103	Kelly P.C. (132) & Chadwick D. (51)	v New South Wales	Sydney	1964-65
103	Vernon M.T. (52) & Milburn C. (66)	v Victoria	Melbourne	1966-67
102*	Watson G.D. (75*) & Edwards R. (36*)	v Victoria	Perth	1973-74
102	Hussey M.E.K. (55) & Martyn D.R. (46)	v Queensland	Brisbane	1998-99
102	Katich S.M. (113) & Martyn D.R. (44)	v Queensland	Brisbane	1998-99
101	Inverarity R.J. (143) & Edwards R. (45)	v Queensland	Perth	1973-74

* Denotes unfinished

1. Record v New South Wales, 2. Record v Victoria, 3. Record v South Australia, 4. Record v Tasmania, 5. Record v Queensland.

Fourth Wicket

369	Rogers C.J.L. (194) & North M.J. (178)	v New South Wales	Perth	2002-03	1
321	Martyn D.R. (189) & Goodwin M.W. (141)	v Tasmania	Perth	2001-02	
279	Martyn D.R. (113) & Moody T.M. (272)	v Tasmania	Hobart	1994-95	3
274	Hussey M.E.K. (210) & Marsh S.E. (101)	v Tasmania	Perth	2004-05	
260	Marsh G.R. (176) & Serjeant C.S. (106)	v New South Wales	Sydney	1981-82	
242	Inverarity R.J. (119) & Irvine J.T. (120)	v New South Wales	Sydney	1967-68	
231	Langer J.L. (143*) & Moody T.M. (114)	v Tasmania	Perth	1996-97	
229	Moody T.M. (168*) & Martyn D.R. (90)	v South Australia	Adelaide	1991-92	4
209	Inverarity R.J. (148) & Edwards R. (119)	v Queensland	Perth	1970-71	2
206	Martyn D.R. (169) & Katich S.M. (73)	v Tasmania	Hobart	1999-00	
198	Hussey M.E.K. (187) & Moody T.M. (109)	v Tasmania	Perth	1998-99	
198	Hussey M.E.K. (90) & Marsh S.E. (119)	v New South Wales	Newcastle	2002-03	
185	Wood G.M. (103) & Andrews W.S. (116)	v Tasmania	Perth	1986-87	
184	Hughes K.J. (130) & Laird B.M. (75)	v Queensland	Perth	1983-84	
181	Shepherd B.K. (94) & Meuleman K.D. (140)	v South Australia	Adelaide	1956-57	
173	Goodwin M.W. (156) & North M.J. (67)	v Queensland	Perth	2003-04	
167	Veletta M.R.J. (107) & Gartrell R.B. (92)	v South Australia	Perth	1985-86	
166	Langer J.L. (235) & Moody T.M. (78)	v South Australia	Adelaide	1997-98	
165	Vernon M.T. (100) & Guest C.E.J. (74)	v Victoria	Perth	1966-67	5
161	Chadwick D. (104) & Irvine J.T. (182)	v South Australia	Perth	1968-69	
158	Langer J.L. (153) & Martyn D.R. (43)	v South Australia	Adelaide	1995-96	
157	Buttsworth F.J. (60) & Watt A.D. (129)	v Queensland	Brisbane	1947-48	
150	Martyn D.R. (139) & Moody T.M. (41)	v Tasmania	Perth	1992-93	
149	Langer J.L. (241*) & Moody T.M. (77)	v New South Wales	Perth	1994-95	
148	Goodwin M.W. (77) & North M.J. (118)	v Tasmania	Hobart	2003-04	
141	Wood G.M. (86) & Inverarity R.J. (187)	v New South Wales	Sydney	1978-79	
140	Edwards R.(100) & Inverarity R.J. (87*)	v Victoria	Melbourne	1973-74	
139	Marsh G.R. (107) & Laird B.M. (63)	v Queensland	Perth	1983-84	
137	Edwards R. (149) & Marsh R.W. (71)	v New South Wales	Perth	1971-72	
136	Langer J.L. (131) & Martyn D.R. (75)	v Queensland	Brisbane	1991-92	
134*	Lavender M.P. (66*) & Moody T.M. (71*)	v New South Wales	Sydney	1994-95	
134	Serjeant C.S. (129) & Hughes K.J. (85)	v New South Wales	Perth	1977-78	
134	North M.J. (78*) & Marsh S.E. (68)	v Queensland	Perth	2004-05	
132*	Lavender M.P. (173*) & Moody T.M. (57*)	v New South Wales	Perth	1995-96	
131	Moody T.M. (71) & Veletta M.R.J. (104)	v Tasmania	Hobart	1992-93	
129	Inverarity R.J. (85) Meuleman R.D. (28 R.H.) & Brayshaw I.J. (22)	v South Australia	Perth	1970-71	
129	Baker R.M. (83) & Moody T.M. (68)	v South Australia	Adelaide	1995-96	
127	Wood G.M. (83) & Andrews W.S. (72)	v Tasmania	Perth	1987-88	
126	Shepherd B.K. (215*) & Chadwick D. (31)	v Victoria	Perth	1964-65	
125	Martyn D.R. (197) & Moody T.M. (68)	v New South Wales	Perth	1993-94	
124	Andrews W.S. (59) & Brayshaw J.A. (69)	v New South Wales	Perth	1989-90	
123	Inverarity R.J. (129*) & Chadwick D. (69)	v Queensland	Brisbane	1964-65	
123*	Langer R.S. (75) & McEwan K.S. (57*)	v Victoria	Perth	1980-81	
123	Martyn D.R. (66) & Campbell R.J. (75)	v Victoria	Perth	2002-03	

122	Shipperd G. (140) & O'Neill M.D. (42)	v Queensland	Perth	1980-81
122*	Serjeant C.S. (63*) & O'Neill M.D. (52*)	v Tasmania	Perth	1979-80
122	Langer J.L. (76) & Moody T.M. (160)	v Tasmania	Perth	1997-98
120	O'Neill M.D. (51) & McEwan K.S. (177)	v Queensland	Perth	1979-80
120	Langdon C.W. (68) & Edwards A.R. (75)	v New South Wales	Perth	1952-53
118	Laird B.M. (99) & Hughes K.J. (130)	v Victoria	Perth	1982-83
118	Martyn D.R. (78) & Katich S.M. (105*)	v Queensland	Perth	2000-01
116	Langer J.L. (144) & Moody T.M. (33)	v Victoria	Melbourne	1993-94
115*	Marsh R.W. (168*) & Edwards R. (35*)	v New South Wales	Sydney	1974-75
113	Langer J.L. (84) & North M.J. (87)	v Tasmania	Hobart	2003-04
110	Hughes K.J. (73) & Laird B.M. (43)	v South Australia	Adelaide	1983-84
110	Wood G.M. (82) & Hughes K.J. (62)	v South Australia	Adelaide	1987-88
109	Langer J.L. (45) & Martyn D.R. (112)	v Queensland	Brisbane	1992-93
109	Serjeant C.S. (54) & Brayshaw I.J. (95)	v Victoria	Melbourne	1976-77
108	Hughes K.J. (123) & Marsh G.R. (54)	v South Australia	Perth	1982-83
106	Frankish R.R. (104) & Driver W.G. (80)	v Victoria	Perth	1949-50
104	Langer R.S. (64) & Hughes K.J. (60)	v New South Wales	Perth	1975-76
104	Edwards R. (72) & Vernon M.T. (75)	v South Australia	Adelaide	1966-67
103	Veletta M.R.J. (87) & Ireland G.J. (50)	v South Australia	Adelaide	1985-86
102	Moody T.M. (78) & Martyn D.R. (41)	v New South Wales	Perth	1991-92
100	North M.J. (73) & Marsh S.E. (34)	v South Australia	Perth	2004-05

* Denotes unfinished

1. Record v New South Wales, 2. Record v Queensland, 3. Record v Tasmania, 4. Record v South Australia, 5. Record v Victoria.

Fifth Wicket

301*	Simpson R.B. (236*) & Meuleman K.D. (153*)	v New South Wales	Perth	1959-60	1
273	Moody T.M. (101) & Gilchrist A.C. (203*)	v South Australia	Perth	1997-98	4
251*	Shipperd G. (167*) & Marsh R.W. (157*)	v Victoria	Melbourne	1983-84	2
236	Langer J.L. (107) & Martyn D.R. (203*)	v Tasmania	Perth	1995-96	5
216	Wood G.M. (133) & Andrews W.S. (139)	v New South Wales	Perth	1985-86	
209	Moody T.M. (136) & Katich S.M. (65*)	v Queensland	Brisbane	1996-97	3
197	Shepherd B.K. (173) & Meuleman K.D. (125)	v Queensland	Brisbane	1956-57	
188	Serjeant C.S. (140) & Brayshaw I.J. (74)	v Queensland	Perth	1977-78	
180	Shepherd B.K. (149) & Waugh R.F. (87)	v New South Wales	Sydney	1963-64	
178	Hughes K.J. (113) & Langer R.S. (77)	v New South Wales	Perth	1981-82	
173	Vernon M.T. (139) & Meuleman K.D. (180*)	v South Australia	Adelaide	1958-59	
160*	Langer J.L. (241*) & Goodwin M.W. (49)	v New South Wales	Perth	1994-95	
159	Chadwick D. (110) & Inverarity R.J. (66)	v South Australia	Adelaide	1965-66	
157	Andrews W.S. (75) & Zoehrer T.J. (81)	v South Australia	Perth	1988-89	
155	Macleay K.H. (100) & Shipperd G. (79)	v Victoria	Melbourne	1982-83	
154	Campbell R.J. (121) & Rogers C.J.L. (96)	v New South Wales	Perth	2001-02	
153	Frankish R.R. (68) & Driver W.G. (109)	v Queensland	Brisbane	1949-50	
149	Hughes K.J. (149) & Shipperd G. (47)	v Queensland	Brisbane	1980-81	
148	Inverarity R.J. (173) & Bowe R.D. (86)	v Victoria	Melbourne	1967-68	
147	Moody T.M. (272) & Hogg G.B. (59*)	v Tasmania	Hobart	1994-95	
144	North M.J. (111) & Rogers C.J.L. (101*)	v South Australia	Perth	2001-02	
143	Hughes K.J. (80) & Brayshaw I.J. (50)	v Tasmania	Perth	1977-78	
142	Veletta M.R.J. (99) & Andrews W.S. (98)	v Victoria	Melbourne	1991-92	
140	Inverarity R.J. (125) & Brayshaw I.J. (61)	v New South Wales	Sydney	1977-78	
136	Edwards R. (127) & Brayshaw I.J. (52)	v Victoria	Perth	1969-70	
134	Langer J.L. (161) & Gilchrist A.C. (82)	v Victoria	Perth	1995-96	
133	Veletta M.R.J. (104*) & McPhee M.W. (59)	v South Australia	Adelaide	1992-93	
129	Gartrell R.B. (104) & Andrews W.S. (31*)	v Tasmania	Hobart	1985-86	
128	Meuleman K.D. (55 RH), Rigg H.B.H. (76) & Watson R.C.W. (26)	v Queensland	Perth	1957-58	
128	Macleay K.H. (96) & Shipperd G. (47)	v Tasmania	Perth	1982-83	
127	Inverarity R.J. (159) & Irvine J.T. (52)	v New South Wales	Perth	1968-69	
124	Veletta M.R.J. (101*) & Andrews W.S. (59)	v New South Wales	Sydney	1991-92	
124	Martyn D.R. (122) & Walsh M.J. (50)	v Tasmania	Hobart	2000-01	
122	Marsh R.W. (110) & Marsh G.R. (37)	v Tasmania	Devonport	1982-83	
122	Hughes K.J. (183) & Clements S.C. (51)	v Tasmania	Perth	1984-85	
121	Edwards R. (83*) & Inverarity R.J. (61)	v Victoria	Perth	1974-75	
120	Laird B.M. (58) & Graf S.F. (74)	v Queensland	Brisbane	1983-84	
120	Irvine J.T. (182) & Edwards R. (38)	v South Australia	Perth	1968-69	
120	McEwan K.S. (68) & Serjeant C.S. (144*)	v South Australia	Adelaide	1980-81	
120	Martyn D.R. (109) & Gilchrist A.C. (67)	v Victoria	Perth	1996-97	
119	Inverarity R.J. (187) & Mann A.L. (80)	v New South Wales	Sydney	1978-79	
118	North M.J. (87) & Campbell R.J. (87)	v New South Wales	Perth	2003-04	
115	Inverarity R.J. (49) & Marsh R.W. (99)	v New South Wales	Perth	1969-70	
114	Moody T.M. (160) & Katich S.M. (41)	v Tasmania	Perth	1997-98	
113	Sawle L.M. (109) & Carmody D.K. (58)	v New South Wales	Perth	1955-56	
112	Meuleman K.D. (114) & Rigg B.A. (43)	v South Australia	Adelaide	1957-58	
110	Veletta M.R.J. (121) & Langer J.L. (70)	v South Australia	Perth	1991-92	
109	Inverarity R.J. (56) & Brayshaw I.J. (48)	v Victoria	Perth	1965-66	

107	Inverarity R.J. (63) & Parker J.F. (139*)	v New South Wales	Perth	1963-64
106	Chadwick D. (130) & Wishart P.W. (40)	v Victoria	Melbourne	1964-65
105*	North M.J. (94*) & Voges A.C. (55*)	v Tasmania	Hobart	2004-05
101	Edwards R. (152) & Brayshaw I.J. (44)	v Victoria	Perth	1971-72
100	Chappell T.M. (57) & Brayshaw I.J. (59)	v New South Wales	Perth	1976-77
100	Hughes K.J. (91) & Andrews W.S. (48)	v South Australia	Adelaide	1982-83

* Denotes unfinished

1. Record v New South Wales, 2. Record v Victoria, 3. Record v Queensland, 4. Record v South Australia, 5. Record v Tasmania

Sixth Wicket

244	Irvine J.T. (128) & Edwards R. (117*)	v New South Wales	Sydney	1968-69	1
231	Zoehrer T.J. (168) & Hogan T.G. (115*)	v Victoria	Melbourne	1988-89	2
189	Campbell R.J. (134) & Harvey K.M. (100*)	v Tasmania	Hobart	2003-04	
181	Edwards A.R. (98) & Outridge T.M. (93)	v South Australia	Perth	1951-52	3
180	Hussey M.E.K. (187) & Baker R.M. (111*)	v Tasmania	Perth	1998-99	5
178	McEwan K.S. (177) & Wright K.J. (88*)	v Queensland	Perth	1979-80	4
174*	Rogers C.J.L. (102*) & Hogg G.B. (77*)	v South Australia	Perth	2001-02	
166*	Katich S.M. (105*) & Gilchrist A.C. (109*)	v Queensland	Perth	2000-01	
165	Wood G.M. (150*) & Zoehrer T.J. (109)	v Victoria	Perth	1987-88	
154	Gilchrist A.C. (98) & North M.J. (46)	v Queensland	Brisbane	2001-02	
154*	Rogers C.J.L. (110*) & Hogg G.B. (79*)	v South Australia	Perth	2002-03	
152	Andrews W.S. (78) & Zoehrer T.J. (163)	v New South Wales	Perth	1988-89	
150	North M.J. (130) & Meuleman S.W. (50)	v Queensland	Brisbane	2003-04	
147*	Mann A.L. (87*) & Shipperd G. (71*)	v Tasmania	Devonport	1978-79	
147	Katich S.M. (228*) & Julian B.P. (78)	v South Australia	Perth	2000-01	
144	Martyn D.R. (122) & Gilchrist A.C. (102)	v South Australia	Adelaide	2000-01	
141	Katich S.M. (154*) & Campbell R.J. (79)	v Tasmania	Hobart	1998-99	
140	Katich S.M. (73) & Baker R.M. (88)	v Victoria	Melbourne	1998-99	
136	Wood G.M. (141) & Andrews W.S. (71)	v Queensland	Perth	1987-88	
133	Andrews W.S. (89) & Hogan T.G. (52)	v South Australia	Adelaide	1989-90	
132	Chadwick D. (129) & McKenzie G.D. (61)	v Queensland	Brisbane	1963-64	
131	Brayshaw I.J. (93) & Charlesworth R.I. (57)	v South Australia	Perth	1972-73	
130	Andrews W.S. (121) & Zoehrer T.J. (67)	v Tasmania	Perth	1988-89	
129	Shepherd B.K. (84) & Jenner T.J. (69)	v South Australia	Perth	1965-66	
128	Inverarity R.J. (55) & Becker G.C. (74)	v South Australia	Perth	1963-64	
125	Voges A.C. (128) & Campbell R.J. (74)	v New South Wales	Perth	2004-05	
124	Chappell T.M. (42) & Marsh R.W. (104)	v South Australia	Perth	1976-77	
123	Andrews W.S. (67) & Zoehrer T.J. (91)	v New South Wales	Perth	1986-87	
123	Langdon C.W. (138) & Williams D.T.S. (50)	v Queensland	Perth	1948-49	
119	Andrews W.S. (67) & Zoehrer T.J. (57)	v Queensland	Perth	1991-92	
117	Rogers C.J.L. (96) & Hogg G.B. (62)	v New South Wales	Perth	2001-02	
115	Parker J.F. (139*) & Becker G.C. (51)	v New South Wales	Perth	1963-64	
115	Andrews W.S. (73) & Zoehrer T.J. (58)	v New South Wales	Perth	1991-92	
112	Wood G.M. (62) & Wright K.J. (57)	v Victoria	Perth	1979-80	
111	Wood G.M. (67) & Marsh R.W. (61)	v Victoria	Perth	1980-81	
111	Moody T.M. (75) & Gilchrist A.C. (126)	v South Australia	Adelaide	1994-95	
111	Martyn D.R. (141*) & Lavender M.P. (23)	v New South Wales	Perth	1997-98	
110	Laird B.M. (117) & Penter C.E. (112)	v New South Wales	Sydney	1978-79	
109	Inverarity R.J. (90) & Brayshaw I.J. (77)	v New South Wales	Perth	1973-74	
109	Edwards R. (158) & Brayshaw I.J. (42)	v Victoria	Melbourne	1972-73	
106	Wood G.M. (166) & Martyn D.R. (68*)	v Victoria	St Kilda	1990-91	
106	Carmody D.K. (83) & Frankish R.R. (45)	v New South Wales	Sydney	1951-52	
106	Marsh G.R. (58) & Brayshaw I.J. (56)	v South Australia	Adelaide	1977-78	
105	Chadwick D. (130) & Becker G.C. (68)	v Victoria	Melbourne	1964-65	
104	Inverarity R.J. (52*) & Marsh R.W. (53)	v Victoria	Perth	1970-71	
104	Andrews W.S. (120*) & Marks V.J. (47)	v Victoria	Melbourne	1986-87	
103	Langer R.S. (140) & Mann A.L. (31)	v Queensland	Brisbane	1981-82	
101	Moody T.M. (72) & Hussey M.E.K. (32)	v South Australia	Adelaide	1995-96	
100	Langer J.L. (58) & Zoehrer T.J. (61)	v New South Wales	Perth	1992-93	

* Denotes unfinished

1. Record v New South Wales, 2. Record v Victoria, 3. Record v South Australia, 4. Record v Queensland, 5. Record v Tasmania

Seventh Wicket

204	Shipperd G. (166) & Zoehrer T.J. (104)	v New South Wales	Perth	1982-83	1
196	Zoehrer T.J. (136) & Julian B.P. (87)	v Tasmania	Hobart	1992-93	3
191	Langer J.L. (149) & Zoehrer T.J. (81)	v New South Wales	Perth	1991-92	
156	Carmody D. (78) & Shepherd B.K. (103*)	v Queensland	Perth	1955-56	2
154	Katich S.M. (90) & Julian B.P. (121*)	v Victoria	Melbourne	1997-98	4
147	Katich S.M. (80) & Julian B.P. (94)	v Queensland	Brisbane	1997-98	
136	Voges A.C. (128) & Worthington P. (73)	v New South Wales	Perth	2004-05	
132	Brayshaw I.J. (30) & Yardley B. (97*)	v New South Wales	Sydney	1976-77	
132	Penter C.E. (112) & Mann A.L. (52*)	v New South Wales	Sydney	1979-80	
131	Wood G.M. (119*) & Macleay K.H. (70)	v Queensland	Perth	1988-89	

129	Meuleman K.D. (83) & Buggins B.L. (48)	v Queensland	Perth	1958-59	
123	Goodwin M.W. (176) & Casson B. (35)	v Tasmania	Perth	2002-03	
122	Andrews W.S. (81) & Macleay K.H. (85)	v New South Wales	Sydney	1990-91	
113	Inverarity R.J.(109) & Irvine J.T. (36)	v Queensland	Brisbane	1965-66	
112	Penter C.E. (57) & Wright K.J. (51)	v Tasmania	Perth	1979-80	
111	Marsh G.R. (117) & Macleay K.H. (72)	v Tasmania	Perth	1990-91	
109	Chadwick D. (58) & McKenzie G.D. (69)	v Victoria	Melbourne	1963-64	
105	Hughes K.J. (123) & Yardley B. (65)	v South Australia	Perth	1982-83	5
104	Hogg G.B. (71) & Harvey K.M. (41)	v Victoria	Melbourne	1994-95	
101	Gilchrist A.C. (66) & Julian B.P. (51)	v New South Wales	Perth	1996-97	

* Denotes unfinished

1. Record v New South Wales, 2. Record v Queensland, 3. Record v Tasmania, 4. Record v Victoria, 5. Record v South Australia

Eighth Wicket

242*	Zoehrer T.J. (133*) & Macleay K.H. (102*)	v New South Wales	Perth	1990-91	1
184	Campbell R.J. (144) & Wates D.J. (53)	v Queensland	Perth	2004-05	
168	Gilchrist A.C. (189*) & Hogg G.B. (61)	v South Australia	Adelaide	1995-96	2
160	Wood G.M. (186*) & Macleay K.H. (67)	v South Australia	Perth	1987-88	
136	Moody T.M. (125) & Julian B.P. (124)	v Tasmania	Perth	1997-98	5
134	Hogg G.B. (111*) & Julian B.P. (43)	v New South Wales	Sydney	1995-96	
119	Hogg G.B. (75) & Wates D.J. (99)	v South Australia	Adelaide	2003-04	
109	Julian B.P. (76) & Angel J. (37)	v New South Wales	N. Sydney	2000-01	
108	Marsh R.W. (132) & Varis L. (39)	v Queensland	Brisbane	1972-73	3
107	Lillee D.K. (31*) & Yardley B. (78)	v Queensland	Brisbane	1980-81	
100	Worthington P.C. (50) & Wates D.J. (48)	v South Australia	Perth	2003-04	
96	Shepherd B.K. (173*) & Hoare D.E. (35)	v Victoria	Perth	1958-59	4
81	Matthews C.D. (42) & Marks V.J. (45)	v Devonport	Tasmania	1986-87	

* Denotes unfinished

1. Record v New South Wales, 2. Record v South Australia, 3. Record v Queensland, 4. Record v Victoria, 5. Record v Tasmania

Ninth Wicket

168*	Macleay K.H. (114*) & Marks V.J. (66*)	v New South Wales	Perth	1986-87	1
110	Nicholson M.J. (59*) & Angel J. (61)	v Queensland	Perth	2001- 02	3
108	Julian B.P. (75) & Herzberg S. (57*)	v New South Wales	Sydney	1992-93	
105	Hogg G.B. (66*) & Oldroyd B.J. (47)	v South Australia	Perth	1995-96	4
102	Hogan T.G. (70) & Boyd D.L. (42)	v Victoria	Perth	1981-82	2
88	Edwards R. (33) & Lock G.A.R. (66)	v Queensland	Brisbane	1966-67	
84	Serjeant C.S. (144*) & Zoehrer T.J. (25)	v South Australia	Adelaide	1980-81	
52	Macleay K.H. (83*) & Boyd D.L. (37)	v Tasmania	Perth	1981-82	5

* Denotes unfinished

1. Record v New South Wales, 2. Record v Victoria, 3. Record v Queensland, 4. Record v South Australia, 5. Record v Tasmania

Tenth Wicket

91	Brayshaw I.J.(81) & Gannon J.(18*)	v Queensland	Brisbane	1969-70	2
85*	Inverarity R.J. (177) & Massie R.A.L. (12*)	v South Australia	Perth	1965-66	3
82	Herzberg S. (57*) & Stewart J. (51)	v New South Wales	Sydney	1992-93	1
55	Buggins B.L. (60*) & Bevan H.G. (26)	v Victoria	Melbourne	1961-62	5
41*	Macleay K.H. (41*) & Lillee D.K. (22*)	v Tasmania	Devonport	1982-83	4

* Denotes unfinished

1. Record v New South Wales, 2. Record v Queensland, 3. Record v South Australia, 4. Record v Tasmania, 5. Record v Victoria



Australian One-Day Competition

The Australian one-day competition commenced in the 1969-70 season with the six Australian states competing and New Zealand entering at the semi-final stage.

In the early years of the competition it was played as a 40, eight-ball overs a side knock-out. New Zealand was successful in the first year, defeating Victoria in the final. They won three finals in the first six years before dropping out of the competition at the end of the 1974-75 season.

Subsequent modifications to the rules saw the overs increased to 50, six-ball overs a side, in 1978-79. Further changes in format have been introduced over the years until the present-day competition of preliminary round matches to establish qualifying finalists and eventually two grand finalists.

Western Australia has played in 177 matches with 112 wins and has won the competition on 11 occasions..

Western Australia in Australian one-day competition

OPPONENTS	WON	LOST	TIE	ABNDND	TOTAL
Victoria	27	6	-	1	34
South Australia	24	13	-	-	37
Tasmania	21	7	-	1	29
New South Wales	18	18	1	-	37
Queensland	17	15	-	2	34
Canberra	3	-	-	-	3
New Zealand	2	1	-	-	3
Totals	112	60	1	4	177

Western Australia v New South Wales

Played 37, Won 18, Lost 18, Tied 1

Year	Venue	WA	N.S.W.	Result
1971	Sydney	4/209	205	WA 6 wkts
1974	Sydney	6/263	9/262	WA 4 wkts
1978	Perth	6/169	168	WA 4 wkts
1979	Sydney (Semi/final)	138	7/256	N.S.W. 118 runs
1982	Perth (Semi/final)	186	5/245	N.S.W. 59 runs
1982	Sydney	4/167	166	WA 6 wkts
1983	Perth (Final)	6/198	6/195	WA 4 wkts
1983	Sydney	5/230	184	WA 46 runs
1984	Perth	189	203	N.S.W. 14 runs
1985	Sydney	7/234	5/235	N.S.W. 1 run
1986	Perth	9/243	6/243	tied
1989	Perth	7/173	170	WA 3 wkts
1989	Perth	6/252	5/248	WA 4 wkts
1990	Perth (Final)	3/236	7/235	WA 7 wkts
1991	Perth (Final)	130	9/199	N.S.W.69 runs
1992	Perth	2/207	8/206	WA 8 wkts
1994	Sydney	162	4/163	N.S.W.6 wkts
1994	Sydney (Final)	9/218	4/264	N.S.W. 46 runs
1995	Sydney	4/117	116	WA 6 wkts
1995	Perth	8/200	3/201	N.S.W.7 wkts
1996	Sydney	7/211	210	WA 3 wkts
1996	North Sydney	6/246	7/242	WA 4 wkts
1998	Perth	185	3/283	N.S.W. 98 runs
1999	Sydney	175	6/230	N.S.W. 55 runs
2000	Perth	4/246	249	WA 6 wkts (Revised Target)

Competition winners

1969-70	New Zealand	1987-88	New South Wales
1970-71	Western Australia	1988-89	Queensland
1971-72	Victoria	1989-90	Western Australia
1972-73	New Zealand	1990-91	Western Australia
1973-74	Western Australia	1991-92	New South Wales
1974-75	New Zealand	1992-93	New South Wales
1975-76	Queensland	1993-94	New South Wales
1976-77	Western Australia	1994-95	Victoria
1977-78	Western Australia	1995-96	Queensland
1978-79	Tasmania	1996-97	Western Australia
1979-80	Victoria	1997-98	Queensland
1980-81	Queensland	1998-99	Victoria
1981-82	Queensland	1999-00	Western Australia
1982-83	Western Australia	2000-01	New South Wales
1983-84	South Australia	2001-02	New South Wales
1984-85	New South Wales	2003-03	New South Wales
1985-86	Western Australia	2003-04	Western Australia
1986-87	South Australia	2004-05	Tasmania

NOTE: New Zealand did not compete after 1974-75.

Summary of competition winners

WESTERN AUSTRALIA	11
NEW SOUTH WALES.....	8
QUEENSLAND	5
VICTORIA.....	4
NEW ZEALAND	3
SOUTH AUSTRALIA.....	2
TASMANIA.....	2
CANBERRA	-

2001	Perth	5/325	253	WA 72 runs
2001	North Sydney	242	8/302	N.S.W. 60 runs
2001	Perth (Final)	7/272	4/276	N.S.W. 6 wkts
2002	Sydney	8/259	5/260	N.S.W. 5 wkts
2002	Perth	264	9/267	N.S.W. 3 runs
2003	Coffs Harbour	3/147	146	WA 7 wkts
2003	Perth	203	4/204	N.S.W 6 wkts
2003	Perth (Final)	207	3/211	N.S.W. 7 wkts
2003	N. Sydney	5/280	6/249	NSW 4 wkts (D/L)
2004	Perth	237	214	WA 23 runs
2004	N. Sydney	5/328	6/325	WA 3 runs
2005	Perth	207	7/209	NSW 3 wkts

Western Australia v Queensland

Played 32, Won 16, Lost 14, Abandoned 2

Year	Venue	WA	QLD	Result
1971	Melbourne (Final)	170	79	WA 91 runs
1975	Perth	4/171	9/168	WA 6 wkts
1976	Brisbane (Final)	232	7/236	QLD 4 runs
1976	Perth	77	62	WA 15 runs
1981	Brisbane (Final)	116	9/188	QLD 72 runs
1981	Brisbane	8/148	4/149	QLD 6 wkts
1986	Brisbane	3/214	212	WA 7 wkts
1989	Perth (Semi/final)	6/222	8/238	QLD 16 runs
1990	Perth	4/203	202	WA 6 wkts
1990	Perth	1/220	7/219	WA 9 wkts
1991	Perth	9/166	-	Abandoned
1992	Brisbane	221	4/222	QLD 6 wkts
1994	Brisbane	254	6/283	QLD 29 runs

1994	Perth	9/242	9/241	WA 1 run
1996	Perth	229	237	QLD 8 runs
1996	Brisbane	166	6/167	QLD 4 wkts
1996	Brisbane	6/218	214	WA 4 wkts
1997	Perth	2/149	148	WA 8 wkts
1998	Brisbane	9/210	9/209	WA 1 wkt
1998	Perth (Semi final)	6/283	7/284	QLD 3 wkts
1999	Perth	262	6/267	QLD 5 runs
1999	Brisbane	6/264	260	WA 4 wkts
2000	Perth (Final)	6/301	256	WA 45 runs
2000	Perth	-	1/20	Abandoned
2001	Brisbane	241	8/306	QLD 65 runs
2001	Brisbane	7/189	3/191	QLD 7 wkts
2002	Perth	7/237	195	WA 42 runs
2002	Brisbane	4/127	190	WA 6 wkts
D/L System				
2003	Perth	7/226	4/227	Qld 6 wkts
2004	Perth	3/298	5/297	WA 7 wkts
2004	Brisbane	198	4/405	Qld 207 runs
2004	Brisbane (Final)	6/248	244	WA 4 wkts
2004	Perth	2/280	7/291	Qld 11 runs
2005	Brisbane	9/210	153	WA 57 runs

Western Australia v South Australia

Played 37, Won 24, Lost 13

Year	Venue	WA	SA	Result
1969	Perth	8/188	8/187	WA 2 wkts
1971	Adelaide	6/211	7/213	SA 3 wkts
1972	Perth	171	9/204	SA 33 runs
1974	Perth	4/182	8/180	WA 6 wkts
1976	Adelaide	6/211	6/207	WA 4 wkts
1979	Adelaide	9/219	184	WA 35 runs
1980	Perth	3/178	7/176	WA 7 wkts
1982	Perth	8/158	157	WA 2 wkts
1983	Perth	3/112	6/136	WA superior run rate
1984	Adelaide (Final)	9/248	6/256	SA 8 runs
1985	Adelaide (Semi/final)	173	6/296	SA 123 runs
1985	Adelaide	8/200	8/199	WA 2 wkts
1988	Perth	7/225	6/299	SA 4 wkts
1990	Perth (Final)	3/88	87	WA 7 wkts
1990	Perth	5/277	2/115	WA superior run rate
1991	Adelaide	4/168	167	WA 6 wkts
1992	Adelaide	4/176	9/173	WA 6 wkts
1993	Perth	4/281	9/260	WA 21 runs
1994	Adelaide	7/248	197	WA 51 runs
1995	Adelaide	213	6/214	SA 4 wkts
1995	Perth (Qual/final)	4/280	6/281	SA 4 wkts
1995	Adelaide	8/160	4/163	SA 6 wkts
1996	Perth	210	171	WA 39 runs
1997	Perth	5/285	149	WA 136 runs
1998	Adelaide	200	5/241	SA 41 runs
2000	Perth	269	7/302	SA 33 runs
2000	Perth (Semi/Final)	7/246	217	WA 29 runs
2000	Perth	5/233	6/230	WA 3 runs
2000	Adelaide	7/258	7/260	SA 2 runs
2001	Perth	5/269	213	WA 56 runs
2001	Adelaide	9/238	7235	WA 1 wkt
2002	Perth	222	5/233	SA 11 runs
2003	Adelaide	2/171	170	WA 8 wkts
2003	Perth	5/293	194	WA 99 runs
2003	Adelaide	3.265	7/262	WA 7 wkts
2004	Adelaide	262	255	WA 7 runs
2005	Perth	162	8/260	SA 98 runs

Western Australia v Tasmania

Played 29, Won 23, Lost 5, Abandoned 1

Year	Venue	WA	TAS	Result
1970	Launceston	218	205	WA 13 runs
1978	Perth (Final)	3/185	9/184	WA 7 wkts
1979	Hobart (Final)	133	6/180	TAS 47 runs
1979	Sydney	8/209	7/172	WA 37 runs
1981	Hobart	8/203	144	WA 59 runs
1982	Perth	3/215	9/202	WA 13 runs
1984	Perth	5/218	172	WA 46 runs
1987	Perth (Semi/final)	5/266	6/271	TAS 4 wkts

1989	Hobart	2/125	121	WA 8 wkts
1989	Perth	6/250	6/249	WA 4 wkts
1991	Perth	0/125	121	WA 10 wkts
1992	Perth	8/218	3/219	TAS 7 wkts
1993	Perth	8/209	6/208	WA 2 wkts
1995	Hobart	9/240	6/209	WA 31 runs
1995	Perth	7/207	7/204	WA 3 wkts
1997	Hobart	222	196	WA 26 runs
1998	Hobart	6/310	91	WA 219 runs
1998	Perth	5/211	5/209	WA 5 wkts
2000	Hobart	182	7/233	TAS 46 runs (Revised Target)
2000	Hobart	8/246	6/244	WA 2 runs
2001	Perth	7/270	206	WA 64 runs
2001	Perth	6/195	5/196	TAS. 5 wkts
2001	Hobart	5/245	7/241	WA 5 wkts
2002	Perth	7/216	174	WA 42 runs
2003	Hobart	5/249	7/245	WA 5 wkts
2003	Perth	7/197	9/193	WA 3 wkts
2004	Hobart	0/6	8/215	Abandoned
2004	Perth	208	5/270	TAS 62 runs
2005	Devonport	182	8/185	TAS 2 wkts

Western Australia v Victoria

Played 34, Won 27, Lost 6, Abandoned 1

Year	Venue	WA	VIC	Result
1969	Melbourne	59	157	VIC 98 runs
1973	Perth	6/119	117	WA 4 wkts
1975	Perth	7/195	8/193	WA 3 wkts
1977	Melbourne (Final)	9/165	164	WA 1 wkt
1978	Perth	6/215	7/214	WA 1 run
1979	Perth	4/192	9/190	WA 6 wkts
1981	Perth	8/214	187	WA 27 runs
1982	St. Kilda	8/172	171	WA 2 wkts
1983	Perth	7/115	112	WA 3 wkts
1983	Perth	7/235	4/234	WA 3 wkts
1986	Melbourne (Final)	167	148	WA 19 runs
1986	Perth	7/248	8/174	WA 74 runs
1988	Perth	170	168	WA 2 runs
1990	Perth	7/284	5/282	WA 3 wkts
1992	Perth	0/135	132	WA 10 wkts
1993	Melbourne (Qual/final)	109	9/187	VIC 78 runs
1994	Melbourne	7/173	123	WA 50 runs
1994	Perth	177	4/178	VIC 6 wkts
1996	Melbourne	5/181	180	WA 5 wkts
1997	Perth	5/146	143	WA 5 wkts
1997	Perth	7/193	8/191	WA 3 wkts
1998	Melbourne	1/188	5/233	VIC superior run rate
1999	Perth	6/158	DNB	Abandoned
1999	Melbourne	5/239	210	WA 29 runs
2001	Perth	9/230	223	WA 7 runs
2001	Melbourne	3/186	183	WA 7 wkts
2001	Melbourne	200	6/210	VIC 10 runs
2002	Perth	7/234	118	WA 116 runs
2003	Melbourne	8/261	237	WA 24 runs
2003	Perth	5/270	244	WA 26 runs
2003	Perth	5/270	169	WA 101 runs
2004	Melbourne	8/251	8/252	VIC 2 wkts
2004	St Kilda	7/128	3/103	WA 7 runs
2005	Perth	7/204	177	WA 27 runs

Western Australia v New Zealand

Played 3, Won 2, Lost 1

Year	Venue	WA	N.Z.	Result
1971	Perth	7/123	120	WA 3 wkts
1974	Melbourne (Final)	3/151	150	WA 7 wkts
1975	Melbourne (Final)	76	2/77	N.Z. 8 wkts

Western Australia v Canberra

Played 3, Won 3

Year	Venue	WA	VIC	Result
1998	Perth	6/278	126	WA 152 runs
1999	Canberra	8/214	165	WA 49 runs
2000	Canberra	4/262	226	WA 6 wks



One-Day Records

Batting

Player	Matches	Inns	N.O.	H.S.	Runs	Ave	100	50	C/St
Alderman T.M.	35	10	6	2*	11	2.75	-	-	7
Allen J.M.	1	1	1	12*	12	-	-	-	-
Andrews W.S.	34	26	7	72	630	33.15	-	5	12
Angel J	74	16	6	19*	65	6.50	-	-	6
Atkinson M.P.	27	18	4	31	135	9.64	-	-	9
Baker D.J.	9	3	2	21*	32	32.00	-	-	1
Baker R.M.	27	25	7	55	360	20.00	-	1	11
Boyd D.L.	9	6	2	13*	26	6.50	-	-	-
Brayshaw I.J.	19	13	2	58*	245	22.27	-	2	3
Brayshaw J.A.	3	2	1	4	7	7.00	-	-	2
Breman T.G.	3	2	1	10	11	11.00	-	-	1
Bush G.E.W.	1		did	not	bat				
Campbell RJ	70	68	1	108	1495	22.31	1	6	91/6
Capes P.A.	11	2	1	12	21	21.00	-	-	2
Cary S.R.	14	3	3	7*	8	-	-	-	1
Casson B.	13	6	1	18	38	7.60	-	-	3
Chadwick D.	7	7	-	24	86	12.29	-	-	3
Charlesworth R.I.	12	12	1	33	154	14.00	-	-	5
Clark M.W.	9	4	2	27	58	29.00	-	-	-
Clark W.M.	25	11	4	8*	21	3.00	-	-	5
Clements S.C.	7	7	-	35	123	17.57	-	-	2
Clough P.M.	3	1	1	12*	12	-	-	-	1
Coulson C.E.	5	3	2	4*	4	4.00	-	-	-
Cox M.J.	4	3	-	38	61	30.33	-	-	10
Daniel W.W.	1		did	not	bat				-
Dighton M.G.	5	5	1	18	28	7.00	-	-	-
Dorey B.R.	5	3	-	17	19	6.33	-	-	4
Duperouzel B.	1		did	not	bat				-
Edmondson B.M.	6	4	3	3*	8	8.00	-	-	-
Edwards R.	14	14	2	45*	224	18.67	-	-	14
Edwards W.J.	7	7	-	54	180	25.71	-	2	2
Fitzgerald D.A.	1	1	-	32	32	32.00	-	-	-
Gannon J.B.	9	3	2	3*	4	4.00	-	-	5
Gartrell R.B.	2	2	1	14*	15	15.00	-	-	2
Gilchrist A.C.	36	33	3	115	980	32.67	2	7	64/6
Glew S.A.	1	1	-	2	2	2.00	-	-	-
Gonnella P.	7	6	2	52	164	41.00	-	1	1
Goodwin M.W.	50	46	7	167	1465	37.56	1	10	17
Graf S.F	3	2	2	37*	46	-	-	-	1
Hanna B.	3	3	-	8	8	2.67	-	-	-
Harvey K.M.	79	57	18	53*	806	20.67	-	-	-
Heal A.K.	4	2	1	17*	19	19.00	-	-	1
Henderson P.	1	1	1	2*	2	-	-	-	-
Hill W.D.	1	-	-	-	-	-	-	-	1
Hogan T.G.	16	8	4	25*	75	18.75	-	-	4
Hogg G.B.	65	51	20	59	930	30.00	-	2	-
Hubble J.M.	1	1	1	0*	0	-	-	-	-
Hughes K.J.	28	28	1	69	562	20.81	-	4	9
Hussey M.E.K.	76	71	10	106	2603	42.67	3	21	38
Inverarity R.J.	19	18	4	90	458	32.71	-	4	14
Ireland G.J.	2	2	-	10	18	9.00	-	-	-
Irvine J.T.	2	2	-	50	87	43.50	-	1	1
Julian B.P.	54	44	5	48*	524	13.44	-	-	16
Karppinen S.J.	11	6	3	23	56	18.67	-	-	5
Katch S.M.	37	37	2	118	1178	33.66	2	7	10
Kelly R.C.	3	3	-	20	52	17.33	-	-	2
Laird B.M.	23	23	-	62	486	21.13	-	3	10
Langer J.L.	80	76	6	146	2826	40.37	6	19	35
Langer R.S.	13	12	2	99*	258	25.80	-	1	6
Lavender M.P.	21	20	-	100	742	37.10	1	6	8
Lilfee D.K.	26	17	3	32	117	8.35	-	-	5
Lilly K.E.	1		did	not	bat				
Lock G.A.R.	5	3	-	1	1	0.33	-	-	2

Magoffin S.J.	6	3	1	2*	3	1.50	-	-	4
McAullay K.J.	5	4	-	74	127	31.75	-	1	1
McCague M.J.	4	2	-	1	1	0.50	-	-	1
McEwan K.S.	8	8	1	99	230	32.86	-	2	3
MacGill T.M.D.	1	1	-	13	13	13.00	-	-	-
McKenzie G.D.	5	3	1	25	32	16.00	-	-	-
Macleay K.H.	37	28	9	39	335	17.63	-	-	4
McPhee M.W.	13	13	1	97	485	40.41	-	4	5
Mack C.D.	1		did	not	bat				
Malone M.F.	17	14	7	47*	176	25.14	-	-	4
Mann A.L.	12	9	2	59*	160	22.85	-	1	5
Marks V.J.	2	1	-	19	19	19.00	-	-	-
Marsh G.R.	38	37	7	110	1596	53.20	3	12	21
Marsh R.W.	33	30	6	99*	762	31.75	-	5	50/1
Marsh S.E.	11	9	-	42	182	20.22	-	-	1
Martyn DR	53	50	7	140	1880	43.72	3	13	16
Mason M.S.	2	1	-	2	2	2.00	-	-	1
Massie R.A.L.	8	4	3	1	1	1.00	-	-	-
Matthews C.D.	14	9	2	42	121	17.28	-	-	1
Meuleman R.D.	3	3	-	49	66	22.00	-	-	1
Meuleman S.W.	13	11	-	71	372	33.82	-	2	3
Millar G.A.	3	2	-	30	31	15.50	-	-	2
Moody T.M.	73	70	12	102*	1970	33.96	2	14	27
Mullally A.D.	2		did	not	bat				1
Mullooly T.C.	1		did	not	bat				
Nicholls P.A.	2	2	-	34	38	19.00	-	-	-
Nicholson M.J.	10	7	3	21	56	14.00	-	-	3
Nikitaras S.	10	2	1	1	6	6.00	-	-	2
North M.J.	30	27	6	134*	872	41.52	1	6	6
O'Neil M.D.	4	3	-	52	58	19.33	-	1	2
Oldroyd B.J.	8	2	1	8	8	8.00	-	-	2
Porter G.D.	9	5	1	16	29	7.25	-	-	1
Prindiville T.J.	3	3	-	21	27	9.00	-	-	-
Reid B.A.	23	4	4	13*	14	-	-	-	3
Rogers C.J.	29	28	2	117*	786	30.23	1	3	10
Ronchi L.	11	10	1	75	140	14.00	-	1	20/3
Russell R.S.	3	2	1	34	35	35.00	-	-	1
Serjeant C.S.	17	16	2	65	503	35.93	-	2	11
Shipperd G.	13	13	2	86	470	42.73	-	5	5
Smith D.D.	3	3	1	42	43	21.50	-	-	-
Spencer D.J.	10	5	1	10	19	4.75	-	-	3
Stewart J.	32	18	9	14	78	8.67	-	-	6
Taylor J.J.	7	4	1	34	34	11.33	-	-	1
Thistle M.J.	2		did	not	bat				
Thornton B.T.	1		did	not	bat				
Thorp C.D.	10	3	2	12	16	16.00	-	-	2
Varis L.	4	4	2	19*	45	22.50	-	-	2
Veletta M.R.J.	41	38	7	105*	1010	32.58	1	7	20/1
Voges A.C.	10	10	1	100*	287	28.70	1	2	1
Wates D.J.	29	16	7	29*	141	15.67	-	-	6
Watson G.D.	8	8	1	99	263	37.57	-	2	5
Williams B.A.	30	11	5	23	68	11.33	-	-	6
Wilson P.	19	1	-	5	5	5.00	-	-	6
Wood G.M.	41	37	2	108*	850	24.28	1	4	12
Worthington P.C.	11	7	5	49*	113	56.50	-	-	1
Wright K.J.	4	2	1	12*	15	15.00	-	-	8/1
Yardley B.	22	17	4	59*	289	22.23	-	1	6
Zoehrer T.J.	36	23	6	61	441	25.94	-	2	40/3
SUNDRIES, SUB CATCHES					2384				
TOTALS	1901	1420	287	167	33711	29.75	26	183	786/18

Centuries

167	Goodwin M.W.	v New South Wales	Perth	2000-01	107	Langer J.L.	v N.S.W.	Sydney	2001-02
146	Langer J.L.	v South Australia	Perth	1999-00	106	Langer J.L.	v Queensland	Perth	2003-04
140	Martyn D.R.	v Tasmania	Hobart	1997-98	106	Hussey M.E.K.	v New South Wales	North Sydney	2003-04
118	Katich S.M.	v Victoria	Perth	2001-02	105	Langer J.L.	v Victoria	Melbourne	2002-03
117*	Rogers C.J.L.	v Queensland	Perth	2003-04	105	Marsh G.R.	v South Australia	Perth	1987-88
116	Katich S.M.	v South Australia	Perth	1999-00	105*	Veletta M.R.J.	v Queensland	Brisbane	1985-86
115	Gilchrist A.C.	v Queensland	Brisbane	1999-00	104	Marsh G.R.	v Tasmania	Perth	1984-85
115	Langer J.L.	v Victoria	Perth	2003-04	103*	Hussey M.E.K.	v Tasmania	Hobart	2000-02
114*	Langer J.L.	v Tasmania	Perth	2002-03	102*	Moody T.M.	v Tasmania	Perth	1989-90
114*	Martyn D.R.	v South Australia	Perth	1994-95	102*	Lavender M.P.	v South Australia	Perth	1994-95
110	Marsh G.R.	v South Australia	Perth	1990-91	102*	Moody T.M.	v South Australia	Perth	1996-97
108	Martyn D.R.	v Tasmania	Perth	2001-02	100*	Hussey M.E.K.	v Victoria	Melbourne	1999-00
108	Campbell R.J.	v Queensland	Perth	1999-00	100*	Voges A.C.	v NSW	N. Sydney	2004-05
108*	Wood G.M.	v Tasmania	Perth	1977-78	134*	North M.J.	v Queensland	Perth	2004-05

Century Partnerships

257	Goodwin M.W. (167) & Hussey M.E.K. (94)	v New South Wales	Perth	2000-01
188*	Langer J.L. (83*) & Martyn D.R. (99*)	v Victoria	Melbourne	1997-98
173*	Hussey M.E.K. (100*) & Hogg G.B. (53*)	v Victoria	Melbourne	1999-00
172	Shipperd G. (86) & Langer R.S. (99*)	v Tasmania	Perth	1981-82
171	McPhee M.W. (89*) & Marsh G.R. (82)	v Queensland	Perth	1990-91
167	Katich S.M. (118) & Hussey M.E.K. (61)	v Victoria	Melbourne	2001-02
160	Rogers C.J.L. (117*) & Langer J.L. (106)	v Queensland	Perth	2003-04
157	Rogers C.J.L. (75) & Hussey M.E.K. (106)	v New South Wales	North Sydney	2003-04
153	Hussey M.E.K. (84*) & Goodwin M.W. (80*)	v South Australia	Adelaide	2003-04
151	Meuleman S.W. (59) & North M.J. (72)	v NSW	N. Sydney	2004-05
149	Martyn D.R. (78) & Langer J.L. (86)	v Canberra	Perth	1997-98
140	Campbell R.J. (108) & Langer J.L. (42)	v Queensland	Perth	1999-00
135*	Marsh G.R. (51*) & Veletta M.R.J. (72*)	v Victoria	Perth	1992-93
134	Hughes K.J. (58) & McEwan K.S. (99)	v Victoria	Perth	1979-80
134	North M.J. (134) & Goodwin M.W. (63)	v Queensland	Perth	2004-05
130	Veletta M.R.J. (83) & Shipperd G. (67)	v New South Wales	Sydney	1983-84
129	Langer J.L. (87) & Andrews W.S. (56)	v Queensland	Brisbane	1992-93
126	Gilchrist A.C. (59) & Moody T.M. (71*)	v South Australia	Perth	1997-98
125	McPhee M.W. (59) & Marsh G.R. (110)	v South Australia	Perth	1990-91
125*	Marsh G.R. (44*) & Moody T.M. (69*)	v Tasmania	Perth	1991-92
121	Laird B.M. (62) & Marsh R.W. (69)	v Tasmania	Sydney	1979-80
118	Watson G.D. (99) & Inverarity R.J. (40)	v South Australia	Adelaide	1971-72
118	Hussey M.E.K. (67) & Goodwin M.W. (58)	v South Australia	Perth	2003-04
116	Hussey M.E.K. (69) & Ronchi L. (75)	v South Australia	Adelaide	2004-05
114	McPhee M.W. (58) & Marsh G.R. (91*)	v New South Wales	Perth	1990-91
114	Lavender M.P. (72) & Langer J.L. (58)	v Victoria	Melbourne	1995-96
113	Wood G.M. (59) & Marsh G.R. (73)	v New South Wales	Sydney	1985-86
111*	Marsh R.W. (99*) & Yardley B. (59*)	v New South Wales	Sydney	1973-74
110*	Marsh G.R. (91*) & Veletta M.R.J. (61*)	v New South Wales	Perth	1990-91
107	Moody T.M. (38) & Veletta M.R.J. (105*)	v Queensland	Brisbane	1985-86
107	Langer J.L. (65) & Lavender M.P. (51)	v Tasmania	Perth	1992-93
107	Hughes K.J. (69) & Serjeant C.S. (49)	v Victoria	Perth	1978-79
107	Wood G.M. (108*) & Charlesworth R.I. (33)	v Tasmania	Perth	1977-78
107	Martyn D.R. (34) & Gilchrist A.C. (84)	v South Australia	Perth	2001-02
107	Rogers C.J.L. (65*) & Campbell R.J. (38)	v South Australia	Adelaide	2002-03
106	Langer J.L. (107) & S.W. Meuleman (47)	v N.S.W.	Sydney	2001-02
106*	Gilchrist A.C. (76*) & Julian B.P. (48*)	v New South Wales	Sydney	1995-96
106	Gilchrist A.C. (115) & Katich S.M. (42)	v Queensland	Brisbane	1999-00
105	Marsh G.R. (64) & Moody T.M. (53)	v Queensland	Perth	1988-89
105	Langer J.L. (146) & Hogg G.B. (3)	v South Australia	Perth	1999-00
102	Martyn D.R. (140) & Hussey M.E.K. (49)	v Tasmania	Hobart	1997-98
102	Rogers C.J. (43) & North M.J. (55)	v Queensland	Perth	2004-05
100*	Marsh R.W. (53*) & Brayshaw I.J. (42*)	v South Australia	Perth	1974-75
100	Veletta M.R.J. (52) & Moody T.M. (81)	v Queensland	Perth	1989-90
100	Lavender M.P. (90) & Martyn D.R. (114*)	v South Australia	Adelaide	1994-95
103	Katich S.M. (69) & Goodwin M.W. (62)	v South Australia	Perth	2000-01
125	Katich S.M. (73) & Moody T.M. (68)	v Tasmania	Hobart	2000-01
113	Campbell R.J. (57) & Langer J.L. (57)	v Victoria	Melbourne	2000-01
107	Goodwin M.W. (71) & Hussey M.E.K. (53)	v Tasmania	Perth	2000-01
103	Katich S.M. (72) & Goodwin M.W. (44)	v New South Wales	N. Sydney	2000-01
105	Goodwin M.W. (59) & Hussey M.E.K. (57)	v Queensland	Brisbane	2000-01
103	Moody T.M. (78) & Goodwin M.W. (38)	v New South Wales	Perth	2000-01
102	Langer J.L. (114*) & Hussey M.E.K. (38)	v Tasmania	Perth	2002-03
107	Rogers C.J.L. (65*) & Campbell R.J. (38)	v South Australia	Adelaide	2002-03

Bowling

	Balls	Runs	Wkts	Ave	4WI	Best	Runs Per 6 Ball Over
Alderman T.M.	1938	1169	40	29.22	2	4/14	3.62
Allen J.M.	60	62	3	20.33	-	3/62	6.20
Andrews W.S.	464	332	10	33.20	-	2/26	4.29
Angel J	3687	2525	94	26.86	2	5/16	4.11
Atkinson M.P.	1337	984	34	28.94	1	4/38	4.42
Baker D.J.	451	287	15	19.13	1	4/35	3.82
Baker R.M.	366	323	7	46.14	-	3/25	5.29
Boyd D.L.	462	275	15	18.33	2	5/15	3.57
Brayshaw I.J.	704	416	17	24.47	-	3/28	3.55
Breman T.G.	168	140	4	35.00	-	2/64	5.00
Bush G.E.W.	24	30	-	-	-	-	7.50
Capes P.A.	570	387	8	48.37	-	2/46	4.07
Cary S.R.	657	454	9	50.44	-	2/25	4.15
Casson B	425	329	12	27.42	1	4/31	4.64
Clark M.W.	455	348	14	24.86	-	3/34	4.59
Clark W.M.	1404	849	24	35.37	1	4/20	3.63
Clements S.C.	60	61	1	61.00	-	1/61	6.04
Clough P.M.	168	130	4	32.50	-	2/36	4.64
Coulson C.E.	302	209	5	41.80	-	2/39	4.15
Daniel W.W.	60	58	-	-	-	-	5.80
Dorey B.	261	151	4	37.75	-	2/27	3.47
Edmondson B.M.	356	290	9	32.22	-	2/34	4.89
Gannon J.B.	553	315	13	24.23	1	4/21	3.42
Graf S.F.	150	113	4	28.25	-	2/26	4.52
Harvey K.M.	3514	2794	103	27.13	6	4/8	4.77
Heal A.K.	228	193	4	48.25	-	2/34	5.08
Henderson P.	55	50	-	-	-	-	4.62
Hogan T.G.	828	562	17	33.05	-	3/25	4.07
Hogg G.B.	1707	1461	48	30.44	1	4/50	5.13
Hubble J.M.	64	27	3	9.00	-	3/27	2.53
Hughes K.J.	1	2	-	-	-	-	12.00
Hussey M.E.K.	269	321	10	32.10	-	3/52	7.16
Inverarity R.J.	459	285	13	21.92	-	3/19	3.73
Julian B.P.	2434	1779	59	30.15	1	4/43	4.38
Karppinen S.J.	438	350	3	116.67	-	2/44	4.79
Katich S.M.	18	27	-	-	-	-	9.00
Langer R.S.	80	50	2	25.00	-	2/18	3.75
Lillee D.K.	1505	766	48	15.95	2	4/21	3.05
Lilly K.E.	30	19	1	19.00	-	1/19	3.80
Lock G.A.R.	225	163	7	23.29	-	2/14	4.35
Magoffin S.	325	272	6	45.33	-	3/40	5.02
McCague M.J.	137	89	5	17.80	1	4/34	3.90
McKenzie G.D.	309	115	13	8.85	1	4/13	2.23
Macleay K.H.	1896	1165	53	21.98	2	5/30	3.68
Mack C.D.	42	34	2	17.00	-	2/34	4.85
Malone M.F.	946	506	24	21.08	1	4/30	3.21
Mann A.L.	202	140	4	35.00	-	2/34	4.16
Marks V.J.	78	75	-	-	-	-	5.77
Marsh S.E.	12	14	1	14.00	-	1/14	7.00
Martyn D.R.	389	294	18	16.33	-	3/3	4.53
Mason M.S.	122	103	3	34.33	-	2/61	5.06
Massie R.A.L.	482	200	11	18.18	-	2/12	2.49
Matthews C.D.	693	469	21	22.33	-	3/32	4.06
Moody T.M.	3212	2129	70	30.41	1	4/30	3.98
Mullally A.D.	120	95	3	31.66	-	2/56	4.75
Mullooly T.C.	64	54	1	54.00	-	1/54	5.06
Nicholls P.A.	40	28	3	9.33	-	3/28	4.20
Nicholson M.J.	332	287	4	71.75	-	2/23	5.19
Nikitaras S.	330	312	7	44.57	-	3/30	5.67
North M.J.	323	350	8	43.75	-	2/15	6.50
O'Neil M.D.	91	66	6	11.00	-	3/27	4.35
Oldroyd B.J.	350	272	5	54.50	-	2/36	4.66
Porter G.D.	518	269	14	19.21	-	3/28	3.11
Prindiville T.J.	56	46	1	46.00	-	1/46	4.93
Reid B.A.	1128	724	28	25.86	1	4/40	3.85
Russell R.S.	120	121	1	121.00	-	1/40	6.05
Smith D.D.	104	119	2	59.50	-	1/21	6.86
Spencer D.J.	483	412	15	27.47	2	4/35	5.12
Stewart J.	1564	1117	36	31.03	-	4/34	4.28
Taylor J.J.	357	247	11	22.45	-	3/27	4.15

Thistle M.J.	98	86	4	21.50	-	3/32	5.27
Thornton B.T.	64	44	-	-	-	-	4.13
Thorp C.D.	536	422	14	30.14	1	4/46	4.72
Varis L.	168	93	4	23.25	-	2/26	3.32
Voges A.C.	37	50	-	-	-	-	8.11
Wates D.J.	1399	1185	33	35.91	-	3/32	5.08
Watson G.D.	387	272	11	24.73	-	2/31	4.22
Williams B.A.	1543	1105	47	23.51	3	4/29	4.29
Wilson P.	1018	665	13	51.15	-	2/27	3.92
Wood G.M.	18	16	-	-	-	-	5.33
Worthington P.C.	445	413	12	34.42	-	3/45	5.57
Yardley B.	1053	676	16	42.25	-	2/30	3.85
Zoehrer T.J.	36	30	-	-	-	-	5.00
SUNDRIES, RUN OUTS		1421	145				
TOTALS	46391	31621	1064	29.72	31	5/15	4.09

4 Wickets in an Innings

5/15	Boyd D.L.	v Victoria	Perth	1982-83	4/31	Casson B	v South Australia	Perth	2003-04
5/16	Angel J.	v Victoria	Perth	2001-02	4/34	McCague M.J.	v Tasmania	Perth	1991-92
5/30	Macleay K.H.	v Tasmania	Perth	1984-85	4/34	Williams B.A.	v Victoria	Perth	2002-03
5/33	Angel J.	v Tasmania	Perth	2002-03	4/35	Baker D.J.	v Queensland	Perth	1975-76
4/8	Harvey K.M.	v Canberra	Perth	1997-98	4/35	Boyd D.L.	v Tasmania	Perth	1981-82
4/13	McKenzie G.D.	v Queensland	Melbourne	1970-71	4/35	Harvey K.M.	v South Australia	Perth	1997-98
4/14	Alderman T.M.	v South Australia	Perth	1989-90	4/35	Spencer D.J.	v New South Wales	Perth	2000-01
4/15	Macleay K.H.	v New South Wales	Sydney	1982-83	4/38	Atkinson M.P.	v New South Wales	Perth	1999-00
4/20	Clark W.M.	v New South Wales	Perth	1977-78	4/40	Alderman T.M.	v South Australia	Perth	1977-78
4/21	Gannon J.B.	v New Zealand	Perth	1970-71	4/40	Reid B.A.	v South Australia	Adelaide	1985-86
4/21	Lillee D.K.	v Queensland	Perth	1976-77	4/41	Julian B.P.	v South Australia	Adelaide	2000-01
4/23	Harvey K.M.	v Tasmania	Hobart	1997-98	4/43	Julian B.P.	v Queensland	Perth	1995-96
4/27	Harvey K.M.	v Queensland	Brisbane	1996-97	4/43	Spencer D.J.	v Victoria	Perth	2000-01
4/28	Harvey K.M.	v Queensland	Brisbane	2003-04	4/44	Williams B.A.	v South Australia	Perth	2001-02
4/29	Williams B.A.	v Queensland	Brisbane	2002-03	4/46	Thorp C.D.	v Tasmania	Hobart	2002-03
4/30	Lillee D.K.	v South Australia	Adelaide	1979-80	4/59	Hogg G.B.	v Tasmania	Hobart	2001-02
4/30	Malone M.F.	v Tasmania	Hobart	1980-81	4/25	Harvey K.M.	v Tasmania	Devonport	2004-05
4/30	Moody T.M.	v South Australia	Perth	1996-97					





First Grade - Batting Average

Name	Inn	No.	H.S	Agg	Ave
S Marsh (F)	11	2	142*	722	80.22
D Bandy (SC)	18	2	181	1012	63.25
R Bopara (RM)	9	-	171	568	63.11
P Worthington (MG)	13	3	135*	603	60.30
H Brown (SP)	16	-	174	919	57.44
S Rakich (ML)	11	2	116	499	55.44
T Doropoulos (SC)	15	2	216*	714	54.92
A Voges (M)	11	-	130	598	54.36
S Gillies (M)	18	3	162*	809	53.93
C King (W)	16	1	130	799	53.27
S Meuleman (M)	16	3	103	668	51.38
P St Quintin (U)	16	7	92	456	50.67
W Robinson (W)	14	2	120*	598	49.83
S Glew (SF)	18	1	130	839	49.35
C Tomlinson (J)	11	4	86*	340	48.57
B Lillis (M)	18	1	148	823	48.41
K Harvey (SC)	12	3	118	434	48.22
V Lawes (W)	16	3	80	600	46.15
M Rindel (J)	14	2	170*	543	45.25
C Pivac (MG)	13	1	126*	537	44.75
D Brownlie (ML)	13	-	134	575	44.23
C Heron (SC)	19	4	112*	614	40.93
G Nottle (P)	13	-	156	532	40.92
J Troughton (CL-N)	12	1	131	439	39.90
J Coetzee (SC)	14	2	100*	470	39.17
D Turkich (MG)	17	5	81	464	38.67
J Allenby (CL-N)	14	1	152	500	38.46
S Mason (J)	16	3	110*	495	38.07
L Ronchi (P)	12	-	161	454	37.83
F Grobler (P)	10	3	81	264	37.71
G Dawson (CL-N)	14	3	89	406	36.90
A Cook (W'TON)	9	1	63	282	35.25
C Dann (G)	18	2	115*	553	34.56
L Davis (SC)	18	-	127	614	34.11
R Morgan (CL-N)	15	2	131*	440	33.84
M Johnston (W'TON)	17	2	82	504	33.60
G Cullen (U)	17	2	90	498	33.20
P Keenan (P)	12	3	104	295	32.78
S Walters (MG)	14	-	125	455	32.50
I Westwood (U)	17	1	81	513	32.06
P Swart (J)	14	-	96	448	32.00
R Phillimore (BM)	17	2	109	471	31.39
M Penter (U)	16	2	100	435	31.07
C Cann (SF)	19	3	75	484	30.25
C Simmons (RM)	18	2	63	482	30.13
S Shuttleworth (F)	18	1	101*	508	29.88
M Sanders (ML)	8	-	58	239	29.87
R Campbell (J)	9	-	97	268	29.78
D Kipping (G)	10	3	63*	205	29.29
S Irvine (F)	19	2	119	497	29.24
B Sutton (MG)	13	-	77	380	29.23
A Malcolm (SF)	13	2	74	321	29.18
K Elliot (W'TON)	21	3	111	520	28.89
C Mason (BM)	19	1	118*	520	28.89
C Hall (BM)	12	1	125	317	28.81
S Howman (SF)	18	5	99	374	28.77
M Simpson (SF)	15	2	84*	373	28.69
R Peach (BM)	12	-	119	344	28.66
B Rayner (P)	15	-	83	427	28.47
M Walsh (W'TON)	16	1	93	426	28.40
A Heal (RM)	14	2	99	336	28.00
R Shuttleworth (F)	19	-	94	526	27.68
V Clarke (W)	12	4	65	218	27.25

M Swart (J)	15	1	120	381	27.21
Jl Fould (F)	18	-	67	480	27.17
K Kapinkoff (SF)	18	1	79	452	26.59
R Head (W)	8	-	55	212	26.50

First Grade - Bowling Average

Name	O	M	Runs	Wkts	Ave
M Petrie (W'TON)	310.5	97	703	46	15.28
A James (U)	126	21	451	29	15.55
S Magoffin (M)	183.4	43	516	33	15.64
L Platel (M)	169.1	43	488	31	15.74
P Keenan (P)	386.2	130	957	55	17.40
K Harvey (SC)	197	45	557	32	17.41
J Heath (F)	297.4	76	867	49	17.69
M Rindel (J)	181.4	45	474	25	18.96
M Healey (U)	272.4	73	704	37	19.03
P Worthington (MG)	187	46	574	30	19.13
J Barnes (BM)	247	68	689	35	19.68
S Howman (SF)	365	110	984	50	19.68
W Robinson (W)	241	59	669	34	19.68
P Davis (ML)	277.4	91	710	35	20.28
J Perks (MG)	209	55	581	28	20.75
M Woodhead (F)	252.5	59	728	34	21.41
B Casson (SC)	183	37	576	26	22.15
D Bandy (SC)	187	53	579	26	22.27
G Yandle (ML)	217	68	559	25	22.36
A Crawford (MG)	169	32	592	26	22.76
J Sprague (J)	265.3	66	813	33	24.64
T McDonald (CL-N)	262	51	876	34	25.76
R Slowey (SC)	232	32	934	26	27.47
S Russell (M)	336.2	86	936	34	27.53
L Powis (SP)	261.5	55	825	28	29.46
G Swan (SF)	348.1	85	1033	35	29.51
P Waite (P)	249.5	55	828	27	30.67
R Scali (P)	238	43	818	26	31.46
S Beaumont (G)	230.4	34	972	25	38.88

Second Grade - Batting Average

Name	Inn	No.	H.S	Agg	Ave
R Ten Doeschate (RM)	11	2	226	922	102.44
G Dimery (ML)	15	6	135	819	91.00
J Piromalli (F)	12	1	159	753	68.45
P Nicholas (P)	9	1	105	524	65.50
B Johnson (BM)	13	3	140*	574	57.40
R Cross (MG)	11	2	201*	500	55.46
I Purcell (W)	9	3	70	330	55.00
G Muchall (CL-N)	9	-	159	456	50.67
G Lathwell (M)	11	2	203*	443	49.22
G Cavanagh (SC)	10	-	105	482	48.20
J Charles (W)	11	2	88	432	48.00
S Thomson (P)	9	1	105	383	47.88
B Hugo (SC)	8	-	152	337	42.13
H Trevenen (P)	9	-	141	379	42.11
B Hansberry (SF)	17	3	116	588	42.00
C Hansberry (SF)	8	2	97	236	39.33
N Herbert (P)	14	3	121*	426	38.73
M Stiller (CL-N)	17	3	97	526	37.57
J Swan (CL-N)	8	1	69	259	37.00
P Lewis (BM)	8	1	91	257	36.71
B Sneddon (MG)	15	1	128	512	36.57
T Meredith (ML)	11	1	145*	364	36.40
A Fergie (F)	14	1	116	472	36.31
D Kinsella (SF)	14	1	96	455	35.00

CRICKET RESEARCHERS

W.A.'s leading cricket historian and researcher

Specialises in:

- Club histories • Association playing records
- Individual player records • General cricket information

W.P. (Bill) Reynolds, Principal

9330 2166

Box 1217, Booragoon, WA 6154

A Bolton (SF)	13	3	69	347	34.70
R Saniga (M)	9	2	64	241	34.43
M Latham (SP)	14	2	89	407	33.92
R Houppapa (SP)	8	-	83	270	33.75
J Hunt (SP)	9	1	75	267	33.38
A Andrich (F)	10	1	87	299	33.22
C Benham (P)	13	-	88	429	33.00
A Dryden (SC)	8	1	58	231	33.00
R Ellis (ML)	14	2	102*	394	32.83
A Malajczuk (SF)	9	2	111*	229	32.71
M Tomlins (SC)	14	1	104*	425	32.69
T Barratt (M)	10	1	132	292	32.44
S De San Miguel (CL-N)	18	1	100*	542	31.88
L Smith (F)	10	1	100*	284	31.56
L Cullen (CL-N)	9	1	66	250	31.25
C Jones (W)	9	1	121*	243	30.38
M Johnston (CL-N)	11	2	53	270	30.00
L Angel (SP)	12	-	68	360	30.00
C Padovan (F)	12	2	56	295	29.50
S Magorian (W)	14	2	108	353	29.42
S Marshall (U)	19	1	96	517	28.72
B Dunnachie (BM)	8	-	50	223	27.87
C Creevey (F)	8	-	130	222	27.75
M Ritchie (M)	14	-	92	382	27.29
M Anderson (M)	11	-	76	294	26.73
J Gauder (G)	15	3	88	319	26.58
G Tattersall (M)	9	-	64	232	25.78
M De Beaux (BM)	12	-	74	303	25.25

Second Grade - Bowling Averages

Name	O	M	Runs	Wkts	Ave
C Burke (CL-N)	148.2	40	465	28	16.61
D Minear (W)	141.3	31	469	28	16.75
M Spatcher (P)	274.4	102	553	32	17.28
A Singer (P)	205.1	59	571	30	19.03
D Griffiths (MG)	216.2	55	631	33	19.12
C Dodsley (SC)	265	53	734	28	19.32
P Molinari (F)	178	38	542	28	19.36
T Sharkey (SF)	218	47	543	28	19.39
G Cameron (W)	265	53	808	38	21.26
C White (P)	180.1	34	600	26	23.08
S Mascarenhas (M)	230.3	57	689	28	24.61
N Partridge (SF)	223.2	41	648	26	24.92
A Tropiano (MG)	208.1	39	772	29	26.62
R Ellis (ML)	248.3	41	807	28	28.82

Third Grade - Batting Averages

Name	Inn	No.	H.S	Agg	Ave
J Parry (W)	8	2	140	305	50.83
A Burress (BM)	11	-	148	540	49.09
J De Celis (BM)	16	3	136*	629	48.38
A Brunner (SP)	8	2	131	285	47.50
P Davies (MG)	8	1	109	331	47.29
J Santostefano (P)	14	1	188	526	40.46
A Penny (CL-N)	9	-	87	346	38.44
B Lloyd (SC)	14	1	106*	461	35.46
D Bloxome (SC)	12	-	109	420	35.00
A Panetta (G)	14	1	116	438	33.69
R Zabica (F)	10	1	79	300	33.33
R Greer (F)	16	2	75*	464	33.14

M Foskett (MG)	11	-	105	360	32.73
I Evans (ML)	13	1	161	390	32.50
S Smith (W'TON)	8	1	75	227	32.43
S Branston (SC)	10	1	72	286	31.78
P Swarbrick (RM)	14	1	100*	413	31.77
R Leipold (G)	13	3	111	304	30.40
L Chilman (W)	14	1	79	391	30.08
S DeFilippis (W)	13	1	62	357	29.75
M Munson (P)	15	2	69*	382	29.38
R Holman (SP)	11	-	92	320	29.09
T Mitsopoulos (P)	12	2	77	286	28.60
M Long (P)	15	2	87*	362	27.85
G Thistle (BM)	10	2	101*	220	27.50
S Hagdorn (SP)	13	3	62	270	27.00
C Bartley (SC)	16	1	76	383	25.53

Third Grade - Bowling Average

Name	O	M	Runs	Wkts	Ave
M Lee (J)	162	53	369	31	11.90
M Jurs (W'TON)	210.4	54	489	36	13.58
T Brookes (BM)	182	47	483	33	14.63
J Murphy (M)	165.5	23	490	33	14.85
M Blond (F)	146.5	35	382	25	15.28
S Woods (M)	174.4	36	465	29	16.04
D Bevilacqua (SP)	160	30	465	28	16.61
C Leatherday (F)	201	54	545	30	18.17
B Criddle (BM)	247	35	760	37	20.54

Fourth Grade - Batting Averages

Name	Inn	No.	H.S	Agg	Ave
B Powe (F)	12	6	84	282	47.00
B Hall (BM)	15	-	130	700	46.66
B McMullan (ML)	17	1	94	657	41.06
A Payne-Sivewright (J)	12	2	116	400	40.00
S Kenny (SC)	14	6	93	310	38.75
D Dobson (BM)	8	2	75*	232	38.66
A Grainger (G)	17	1	103	614	38.38
N Manifis (P)	10	4	44*	226	37.67
D Kelly (CL-N)	16	-	117	587	36.69
T Bauer (SC)	8	1	80	256	36.57
J Clare (P)	8	-	95	292	36.50
D Caporn (F)	14	11	101	465	35.77
S Shuttleworth (F)	8	1	71	249	35.57
M Bycroft (W'TON)	8	-	124	270	33.75
M Veitch (ML)	9	1	86	260	32.50
W Capes (M)	12	1	59	356	32.36
B Dellar (BM)	14	1	74	414	31.84
R Bowe (F)	9	1	97	253	31.63
D Crombie (P)	13	1	101	411	31.62
D Bradley (P)	11	1	74	303	30.30
B Camporeale (F)	10	1	71	270	30.00
A Weston (W)	11	-	79	326	29.64
M Hackett (F)	9	1	117*	235	29.38
T Duncan (P)	14	2	67	347	28.92
B Davidson (J)	13	2	67	317	28.82
K Ginn (J)	11	1	96	287	28.70
G Dawson (SP)	12	1	87	313	28.45
A Walker (SP)	14	-	79	392	28.00
C Dymock (W)	15	-	88	420	28.00
D Sandhu (SF)	8	-	78	221	27.63
M Turkich (MG)	12	3	90	244	27.11
A Quinn (M)	12	1	63	298	27.09
J McAuliffe (P)	13	2	56*	290	26.36
A Cheeseman (P)	13	1	79	306	25.50
G Penfold (MG)	14	-	95	353	25.21
D Barker (RM)	14	2	75	302	25.17
G Williams (W)	12	1	71	276	25.09

Fourth Grade - Bowling Averages

Name	O	M	Runs	Wkts	Ave
R Sterling (ML)	159	43	388	35	11.09
D Stewart (ML)	192.3	54	447	39	11.46
C Bettles (SC)	136	29	352	29	12.14
P Rolfe (ML)	122.3	35	333	27	12.33
R Kemp (F)	112	21	366	29	12.62
B Hadjimihalakas (J)	59	38	375	29	12.93
P May (SC)	246	75	617	43	14.35
B Hall (W'TON)	177	63	392	27	14.52
N Manifis (P)	194.3	58	464	31	14.97
D Crouch (BM)	168	37	470	30	15.66
C Woolcock (G)	215.3	47	712	42	16.95
M Syed (M)	146	16	475	27	17.59
J Van der Hoek	204.2	53	528	30	17.60
J Sewell (SP)	250	62	654	34	19.23
J Amott (BM)	183	40	507	25	20.28
L Pervan (SF)	224.2	30	715	30	23.83

Under 17 - Batting Averages

Name	Inn	No.	H.S	Agg	Ave
A Murphy (SF)	11	5	100*	532	88.67
A Houppapa (J)	11	4	128	568	81.14
A Payne-Sivewright (J)	11	3	130	539	67.38
R Walsh (W'TON)	11	3	101*	483	60.38
S Costello (SC)	11	3	121	430	53.75
P Walshaw (ML)	9	3	111	294	49.00
T Monteleone (SF)	6	1	112	233	46.60
L Towers (M)	7	1	80	279	46.50
J Newnham (J)	9	-	108	413	45.89
M Watkins (G)	11	1	95*	429	42.90
J Hawksley (RM)	10	-	108	393	39.30
K Rowe (MG)	6	-	89	223	37.17
M Irwin (G)	12	1	144	388	35.27
B Shields (J)	10	1	74	311	34.56
J Baverstock (ML)	13	3	92*	337	33.70
J Morris (SF)	11	3	54	270	33.67
L Williams (CENT)	12	1	97	368	33.45
D Andcliffe (G)	10	2	79*	265	33.13
B Fulton (ML)	13	1	161	372	31.00
J Van Galen (SP)	13	4	85*	270	30.00
J Foley (SF)	9	1	41	240	30.00
L Mott (CENT)	11	1	90	269	29.89
T Bauer (SC)	11	2	123	265	29.44
P Allen (RM)	7	-	93	206	29.43
C DeSilva (W'TON)	11	2	61*	263	29.22
C Phelan (W)	14	4	64	291	29.10
M Fawcett (W)	14	-	77	391	27.93
A Strijk (J)	10	1	86	248	27.56
L Brewster (BM)	10	2	69	219	27.37
K Gilbert (CENT)	12	-	136	325	27.08
J Leach (CENT)	9	-	91	243	27.00
B Burns (W)	12	3	65*	239	26.55
C Best (W'TON)	11	-	71	290	26.36
G Williams (W)	14	1	78	338	26.00
J Hayes (SF)	10	2	59*	204	25.50
I Thackray (ML)	14	3	69	273	24.82
C Saul (CENT)	11	1	61	247	24.70
G Thomas (RM)	13	-	117	321	24.69
J DeAbreau (F)	11	-	87	260	23.64
J Edwards (BM)	10	1	40	211	23.14
D Nelson (P)	12	-	64	273	22.75
N Henry (W)	14	-	55	297	21.22
S Stevens (CENT)	8	3	51	204	20.80
J McNamara (M)	10	-	102	206	20.60

Under 17 - Bowling Average

Name	O	M	Runs	Wkts	Ave
C Phelan (W)	116	27	221	30	7.36
G Stockden (J)	88.4	26	157	21	7.48
J Hawksley (RM)	87	20	265	28	9.46
J Van Galen (SP)	71.3	19	161	15	10.73
M Hunter (W)	135	25	338	31	10.91
L Loubser (CENT)	64	11	191	17	11.24
J Leach (CENT)	96	22	237	20	11.85
K Sanders (M)	87	21	205	17	12.06
L Millar (W)	75	13	205	17	12.06
C Saul (CENT)	93.3	25	217	17	12.47
M Pugliese (ML)	103.3	12	313	23	14.23
S Kingston (SP)	84	9	217	15	14.47
L Wythes (RM)	108	23	305	18	16.94
T Bauer (SC)	95	24	259	15	17.27
S Bryant (ML)	104	23	317	17	18.65
J Sansaleone (SF)	101	19	283	15	18.87
J Harvey (F)	79	8	285	15	19.00
A Caddy (G)	102	17	306	16	19.13
N Horne (RM)	101	15	307	16	19.19
M Lockyer (F)	111.1	21	333	17	19.59
M Erceg (G)	113	22	336	17	19.77
D Nelson (P)	92	9	321	15	21.40
K Bond (W'TON)	89	11	375	15	23.80

Under 15 - Batting Average

Name	Inn	No.	H.S	Agg	Ave
R Richards (J)	11	3	109	500	62.50
J Fawcett (W)	13	2	106	596	54.18
T Casey (MG)	11	1	121	454	45.40
S Collins (SF)	13	4	103*	394	43.78
V Paver (SP)	7	2	108*	217	43.40
M Marsh (F)	13	1	83	474	39.50
T Muir (CENT)	10	4	45	234	39.00
M Coso (ML)	12	1	100*	427	38.82
P Geddes (W)	15	1	113	504	36.00
H Fondyke (W)	12	3	100*	307	34.11
P Adams (BM)	13	1	65	373	31.08
H Pryce (MG)	12	1	87	340	30.91
M Green (RM)	10	1	80*	273	30.33
B Christie (SP)	11	1	115	303	30.30
G Whetnall (W'TON)	11	1	122	296	29.60
L Gepp (SC)	8	-	N/A	235	29.30
R Guy (BM)	13	1	88	349	29.08
A Henry (CENT)	14	4	63	289	28.90
M Wiley (CENT)	10	-	51	282	28.20
J Senz (RM)	11	1	100	275	27.50
T Beaton (ML)	12	-	109	324	27.00
A Frisby (G)	11	2	66	241	26.78
M Sharrinowski (J)	11	1	83	264	26.40
B Wiseman (RM)	10	2	88*	211	26.38
B Pitcher (F)	9	1	54*	203	25.38
M Ashton (G)	11	1	64	253	25.30
C Robb (BM)	10	-	69	241	24.10
M Keyt (M)	9	-	53	211	23.44
A Cameron (W)	13	2	113	257	23.36
S Terry (M)	11	1	48	229	22.90
A Turner (G)	10	-	85	221	22.10
C Whalley (CENT)	10	-	87	220	22.00
T Notte (MG)	12	1	47	242	22.00
S Parry (MG)	13	1	70	251	20.92

Under 15 - Bowling Averages

Name	O	M	Runs	Wkts	Ave
T Miles (F)	97.5	27	178	22	8.09
S Narang (W'TON)	121	22	232	27	8.59
J Holt (F)	90.2	31	155	18	8.61
C Quelch (W)	106	25	235	27	8.70
A Frisby (G)	90.2	28	187	19	9.84
S Farmer (CENT)	98.4	15	224	22	10.18
D Ferry (BM)	85	17	176	17	10.35
S Collins (SF)	84.3	23	188	18	10.44
J Fawcett (W)	95	22	201	18	11.17
M Bycroft (W'TON)	121	35	235	20	11.75
J Elphick (J)	112	22	238	20	11.90
A Loughlin-Eames (J)	104.3	32	204	17	12.00
K Paterson (SP)	59.5	6	200	16	12.50
C Barlow (BM)	130	18	303	23	13.17
R Guy (BM)	120	35	286	21	13.61
C Ramirez (ML)	111	20	310	22	14.09
T Mason (SP)	99	13	290	19	15.26
J Watson (W)	114	32	246	16	15.38
M Waideman (W'TON)	108.2	21	290	18	16.11
M Adjie (BM)	133	24	292	15	19.46
S McGuire (W'TON)	110	13	362	17	21.29
C Houlbrook (BM)	133	11	472	21	22.47
B Jeffreys (RM)	86.3	14	258	19	27.32
J Senz (RM)	91.5	22	194	16	34.44



Department of Sport
and Recreation



BATTING AGGREGATES

Year	Name	Inn	Agg			
1885-86	Gamson H. (P)	8	153	1945-46	Charlesworth L. (N)	15 570
1886-87	Watling W. (F)	10	439	1946-47	Edwards A.R. (WP)	12 560
1887-88	Back W. (F)	10	267	1947-48	Herbert M.U. (WP)	15 622
1888-89	Wilson H. (I Zingari)	8	270	1948-49	Driver W.G. (MG)	15 846
1889-90	Scrymgeour B.V. (P)	4	167	1949-50	Buttsworth F.J. (NP)	16 1004
1890-91	Randell E.A. (P)	9	195	1950-51	Langdon C.W. (CC)	13 1020
1891-92	North F.D. (Metro)	7	243	1951-52	Langdon C.W. (CC)	16 781
1892-93	North F.D. (Metro)	11	297	1952-53	Dick I.R. (SP)	20 815
1893-94	Thompson T.H. (WP)	10	439	1953-54	Rutherford J.W. (U)	16 689
1894-95	Hoskings A.W. (Metro)	8	198	1954-55	Meuleman K.D. (MG)	15 624
1895-96	Musgrove F. (F)	9	355	1955-56	Dick I.R. (SP)	15 590
1896-97	Keogh E.J. (F)	11	345	1956-57	Rigg B.A. (P)	14 617
1897-98	Lockwood W.T. (Australis)	12	294	1957-58	Rutherford J.W. (S)	10 717
1898-99	Herring L.L. (SF)	8	358	1958-59	Meuleman K.D. (N)	13 647
99-1900	Caldwell C.W. (P)	10	378	1959-60	Shepherd B.K. (SP)	13 600
1900-01	North F.D. (Clare)	8	470	1960-61	Harburn C.M. (F)	17 481
1901-02	North F.D. (Clare)	13	492	1961-62	Gartrell K.B. (MG)	19 650
1902-03	Parker E.F. (EP)	16	1003	1962-63	Joynt H.K. (SP)	16 709
1903-04	Edmondson H.P.D. (WP)	15	439	1963-64	Vernon M.T. (SP)	19 956
1904-05	Parker E.F. (EP)	15	775	1964-65	Vernon M.T. (SP)	17 821
1905-06	Parker E.F. (EP)	11	729	1965-66	Smith W.R. (P)	16 765
1906-07	Parker E.F. (Wanderers)	11	866	1966-67	Inverarity R.J. (U)	21 821
1907-08	Gouly L. (NP)	15	630	1967-68	Bull D.C. (SP)	17 680
1908-09	Hogue T.H. (NF)	16	636	1968-69	Gartrell K.B. (MG)	21 898
1909-10	Howard H.C. (SF)	13	531	1969-70	Gartrell K.B. (MG)	20 805
1910-11	Parker E.F. (Wanderers)	18	659	1970-71	Marks L.A. (N)	18 644
1911-12	Christian A.H. (NP)	19	757	1971-72	Irvine A.T. (U)	16 595
1912-13	Randall A.C. (NP)	17	618	1972-73	Playle W.R. (CC)	15 544
1913-14	Rowe S.H.D. (Clare)	21	526	1973-74	Chadwick D. (Sc)	17 678
1914-15	Christian A.H. (NP)	13	627	1974-75	Scarff E.R. (U)	16 745
1915-16	Shepherd H.G. (WP)	11	429	1975-76	Edwards R. (F)	16 792
1916-17	Christian A.H. (NP)	11	504	1976-77	Richards B.A. (MG)	14 898
1917-18	Williams J.H. (EP)	12	362	1977-78	Varis L. (NP)	17 567
1918-19	Christian A.H. (NP)	11	500	1978-79	O'Meara P.A. (F)	16 836
1919-20	Howard H.C. (S)	12	491	1979-80	Cunningham J.R.W. (M)	18 707
1920-21	Bott L.C. (EP)	13	604	1980-81	Sharp K. (SF)	15 755
1921-22	Bott L.C. (EP)	14	624	1981-82	Wolfe M.F. (MtL)	17 719
1922-23	Heindricks D. (F)	14	591	1982-83	Andrews W.S. (SP)	12 832
1923-24	Taaffe F.H. (NP)	19	582	1983-84	Aslett D.G. (BM)	23 995
1924-25	Fremantle L. (EP)	19	687	1984-85	Stewart A.J. (MG)	19 771
1925-26	Rowe S.H.D. (C)	9	552	1985-86	Ireland G.J. (BM)	14 737
1926-27	Bryant W.J. (MMtL)	17	761	1986-87	Terry V.P. (P)	16 891
1927-28	McRae W.A. (WP)	16	688	1987-88	Smith R.A. (SP)	20 1188
1928-29	McRae W.A. (WP)	13	661	1988-89	Ramshaw D.J. (W)	19 856
1929-30	McKenzie E. (Colts)	19	571	1989-90	Reeve D.A. (CI-N)	14 628
1930-31	Lang H. (NE F)	18	855	1990-91	Ireland G.J. (ML)	14 716
1931-32	Bromley E.H. (F)	15	670	1991-92	Terry V.P. (P)	17 836
1932-33	Bryant W.J. (NE)	19	696	1992-93	McPhee M.W. (F)	11 734
1933-34	Taaffe F.H. (C)	15	924	1993-94	Kelly R.C. (U)	14 902
1934-35	Lovelock O.I. (NP)	12	604	1994-95	Andrews W.S. (G)	16 965
1935-36	Taaffe F.H. (C)	17	641	1995-96	Campbell R.J. (BM)	19 907
1936-37	Rowlands W.T. (WP)	8	506	1996-97	Holloway P.C.L. (CI-N)	14 724
1937-38	Taaffe F.H. (C)	20	565	1997-98	Rogers C.J.L. (U)	15 836
1938-39	Inverarity M. (F)	14	659	1998-99	Lavender M.P. (MG)	16 759
1939-40	Jeffreys K.S. (S)	15	556	1999-00	Hussey M.E.K. (W)	8 631
1940-41	Wilberforce R.J. (NP)	15	598	2000-01	Hogg G.B. (WI)	15 875
1941-42	McKenzie D.C. (C)	13	676	2001-02	Voges A.C. (M)	15 836
1942-43	McRae W.A. (WP)	18	651	2002-03	Glew S.A. (S.F.)	24 1107
1943-44	Bandy L.H. (NP)	22	1070	2003-04	Voges A.C. (ME)	17 863
1944-45	Buttsworth F.J. (NP)	22	899	2004-05	Bandy D. (SC)	18 1012

BATTING AVERAGES

Year	Name	Inn	N.O.	H.S.	Runs	Ave
1885-86	no qualifiers					
1886-87	Watling W. (F)	10	3	75	439	62.71
1887-88	Back W. (F)	10	5	58*	267	53.50
1888-89	Wilson H. (I Zingari)	8	1	104	270	38.57
1889-90	no qualifiers					
1890-91	no qualifiers					
1891-92	no qualifiers					
1892-93	North F.D. (Metro)	11	-	82	297	27.00
1893-94	Thompson TH. (WP)	10	2	121	439	54.87
1894-95	no qualifiers					
1895-96	Musgrove F. (F)	9	4	112*	355	71.00
1896-97	Keogh E.J. (F)	11	1	77	345	34.50
1897-98	Lockwood W.T. (Australis)	12	2	67*	294	29.40
1898-99	Herring L.L. (SF)	8	2	115	358	71.60
99-1900	Caldwell C.W. (P)	10	1	125	378	42.00
1900-01	Parker E.F. (EP)	7	2	149*	450	90.00
1901-02	Veryard J. (WP)	14	3	140	444	40.36
1902-03	Parker E.F. (EP)	16	2	246	1003	71.64
1903-04	Herring L.L. (EF)	10	2	95*	297	37.12
1904-05	Howard H.C. (SF)	14	6	147*	556	69.50
1905-06	Gouly L. (NP)	10	3	161*	555	79.28
1906-07	Parker E.F. (Wanderers)	11	1	222	866	86.60
1907-08	Kelly O.H. (SF)	10	3	133*	484	69.14
1908-09	Coyne T.H. (Wanderers)	15	5	136	623	62.30
1909-10	Howard H.C. (SF)	13	8	81*	531	106.20
1910-11	Hantke T.C.M. (Henley Pk)	9	3	62	267	44.50
1911-12	Howard H.C. (F)	20	6	100*	711	50.78
1912-13	Randall A.C. (NP)	17	2	200*	618	41.20
1913-14	Carew J.M. (Midjunct)	20	4	201*	546	34.12
1914-15	Christian A.H. (NP)	13	4	136	627	69.66
1915-16	Shepherd H.G. (WP)	11	5	115*	429	71.50
1916-17	Christian A.H. (NP)	11	2	124	504	58.11
1917-18	Williams J.H. (EP)	12	1	100	362	32.94
1918-19	Howard H.C. (S)	11	3	69	427	53.37
1919-20	Howard H.C. (S)	12	3	100*	491	54.55
1920-21	Hendricks A.H.J.C. (S)	10	3	128*	424	60.57
1921-22	Howard H.C. (Subi-Leed)	10	5	100*	328	65.60
1922-23	Howard H.C. (Subi-Leed)	13	5	84	474	59.25
1923-24	Taaffe F.H. (NP)	19	5	122*	591	42.21
1924-25	Quinlan F.P. (EP)	7	4	110*	558	42.92
1925-26	Rowe S.H.D. (C)	9	1	109	552	69.00
1926-27	Bryant W.J. (MMtL)	17	1	151	761	47.56
1927-28	Richardson A.J. (WP)	13	1	114	596	49.66
1928-29	Horrocks W.J. (C)	10	3	212	636	90.88
1929-30	Bryant R.J. (MtL)	10	4	112*	474	79.00
1930-31	Jarvis C.M.B. (F)	8	2	89	325	54.16
1931-32	Bromley E.H. (F)	15	1	138	670	47.85
1932-33	Wilberforce R.J. (Central)	13	6	94	325	46.43
1933-34	Taaffe F.H. (C)	15	2	245	924	71.07
1934-35	Lovelock O.I. (NP)	12	4	123*	604	75.50
1935-36	Taaffe F.H. (C)	17	2	109	641	42.73
1936-37	Rowlands W.T. (WP)	8	-	130	506	63.25
1937-38	Lovelock O.I. (NP)	11	2	135	409	45.44
1938-39	Taaffe F.H. (C)	9	3	97*	413	68.83
1939-40	Jeffreys K.S. (S)	15	4	162*	556	50.54
1940-41	Robinson G.D. (MtL)	9	4	72*	309	61.80
1941-42	Langdon C.W. (C)	7	1	152	492	82.00
1942-43	Rigg H.B.H. (EP)	11	1	91	471	47.10

1943-44	Bandy L.H. (NP)	22	5	146*	1070	62.94
1944-45	Robinson G.D. (MtL)	20	4	80	785	49.06
1945-46	England E.J. (C)	13	4	119*	503	55.88
1946-47	Charlesworth L. (N)	9	3	98	484	80.66
1947-48	Strauss E.C.B. (U)	9	3	136	365	60.83
1948-49	Newham H.N. (Bassendean)	14	4	151*	651	81.37
1949-50	Buttsworth F.J. (NP)	16	4	128*	1003	83.58
1950-51	Langdon C.W. (CC)	13	6	204*	1020	145.71
1951-52	Price R.H. (EP)	8	4	87*	227	56.75
1952-53	Charlesworth L. (WP)	17	7	71	562	56.20
1953-54	Dick I.R. (SP)	14	2	136*	640	53.33
1954-55	Rutherford, J.W. (U)	13	3	179	577	57.70
1955-56	Dick I.R. (SP)	15	6	92*	590	65.55
1956-57	Simpson R.B. (F)	9	1	139	583	72.88
1957-58	Rutherford J.W. (S)	10	2	143	717	89.62
1958-59	Hawke N.J.N. (NP)	13	4	189	605	67.22
1959-60	Shepherd B.K. (SP)	13	4	193	600	66.66
1960-61	Shepherd B.K. (SP)	12	4	140	371	46.37
1961-62	Page G.W. (SP)	11	5	75*	267	44.50
1962-63	Joynt H.K. (SP)	16	2	122	709	50.65
1963-64	Inverarity R.J. (U)	11	1	150	849	84.90
1964-65	Vernon M.T. (SP)	17	5	151	821	68.42
1965-66	Shepherd B.K. (MtL)	10	3	140	534	76.28
1966-67	Meuleman K.D. (N)	9	2	118	435	62.14
1967-68	Irvine J.T. (WP)	9	2	156*	364	52.00
1968-69	Cowper R.M. (N)	8	1	205*	507	72.43
1969-70	Cunningham J.R.W. (CC)	11	8	91*	257	85.66
1970-71	Barton P.T. (SP)	13	7	141*	488	81.33
1971-72	Duperouzel B. (CC)	10	3	150*	499	71.28
1972-73	Hubble J.M. (S)	8	6	75*	240	120.00
1973-74	Watson G.D. (S)	12	-	190	636	53.00
1974-75	Scaffr E.R. (U)	16	1	144	745	49.66
1975-76	Charlesworth R.I. (U)	9	1	103	476	59.50
1976-77	Charlesworth R.I. (WP)	9	2	156	552	78.85
1977-78	Scaffr E.R. (WP)	13	2	128*	517	47.00
1978-79	Shipperd G. (WP)	11	2	115	607	67.44
1979-80	McEwan K.S. (P)	8	1	147	405	57.85
1980-81	McEwan K.S. (P)	9	2	130	543	77.57
1981-82	Charlesworth R.I. (WP)	8	2	89	335	55.83
1982-83	Andrews W.S. (SP)	12	1	134	832	75.63
1983-84	Ramshaw D.J. (Sc)	12	2	135	559	55.90
1984-85	Marsh G.R. (F)	8	3	167*	555	111.00
1985-86	Breman T.G. (SF)	9	5	102*	364	91.00
1986-87	Terry V.P. (P)	16	6	145	891	89.10
1987-88	Wood G.M. (U)	9	4	111	533	106.60
1988-89	Gonnella P. (SF)	10	2	109	524	74.85
1989-90	Ramshaw D.J. (W)	11	2	104	615	68.33
1990-91	Moody T.M. (MG)	8	1	212	531	73.28
1991-92	Terry V.P. (P)	17	2	164	836	55.73
1992-93	McPhee M.W. (F)	11	1	202*	734	73.40
1993-94	Zoehrer T.J. (MG)	8	4	66	296	74.00
1994-95	Hogg G.B. (F)	8	6	156*	496	248.00
1995-96	Goodwin M.W. (SF)	10	1	171	785	60.38
1996-97	Holloway P.C.L. (CI-N)	14	3	111	724	65.82
1997-98	Baker R.M. (Sc)	11	3	137	644	80.50
1998-99	Rogers C.J.L. (U)	11	1	164	605	60.50
1999-00	Hussey M.E.K. (W)	8	1	215	631	90.14
2000-01	Hogg G.B. (WI)	15	3	285	875	72.92
2001-02	Casson B. (Sc)	9	5	152	368	92.00
2002-03	North M.J. (BM)	9	4	202*	506	101.20
2003-04	Voges A.C. (ME)	17	4	151	863	66.38
2004-05	Marsh S. (F)	11	2	142*	722	80.22

BOWLING AGGREGATES

Year	Name	O	W				
1885-86	Randell S.J. (P)		39	1943-44	Puckett C.W. (WP)	249	99
1886-87	Randell S.J. (P)		65	1944-45	Puckett C.W. (WP)	236	73
1887-88	North F.D. (Metro)		44	1945-46	Purcell R. (F)	156	52
1988-89	Bateman W.A. (F)		41	1946-47	Price R.H. (EP)	124	38
1989-90	Duffy W.V. (P)		35		Frankish R.R. (ML)	124	38
1890-91	Bishop E.G. (WP)		27	1947-48	Lovett A.F. (SP)	181	59
1891-92	Bishop E.G. (WP)		36	1948-49	Zimbulis A.G. (NP)	256.3	67
1892-93	Thompson T.H. (F)		42	1949-50	Price R.H. (EP)	235.1	69
1893-94	Bishop E.G. (WP)		60	1950-51	O'Dwyer T.E. (S)	264.1	60
1894-95	Hoskings A.W. (Metro)		40	1951-52	Dunn W.P. (CC)	313	77
1895-96	Moore L. (Ports)		32	1952-53	Dunn W.P. (CC)	246.7	60
1896-97	Lockwood E. (Austral)		37	1953-54	Dunn W.P. (CC)	273	63
1897-98	Carlton A. (Karrakatta)		63	1954-55	Strauss R.B. (U)	282	71
1898-99	Bishop E.G. (CC)		33	1955-56	Strauss R.B. (U)	304	77
99-1900	Bishop E.G. (CC)		56	1956-57	Bevan H.G. (NP)	234.7	63
1900-01	Wright A. (EF)		54	1957-58	Strauss R.B. (U)	270.7	66
1901-02	Selk R.A. (SF)		59	1958-59	Preen A.T. (CC)	254.4	64
1902-03	Selk R.A. (SF)		57	1959-60	Ivankovich T.S. (S)	298.5	67
1903-04	Munro C. (NF)		59	1960-61	Punch K.D. (U)	237.3	56
1904-05	Selk R.A. (SF)		68	1961-62	Gallash I. (N)	291.1	66
1905-06	McNamara T. (KP)		53	1962-63	Mateljan T. (MtL)	256.5	64
1906-07	Selk R.A. (SF)		69	1963-64	Mann A.L. (U)	243	54
1907-08	McNamara T. (KP)	159.5	62	1964-65	Bevan H.G. (NP)	257.1	50
	Coyne T.H. (Wanderers)	62		1965-66	Yardley B. (MG)	282	58
1908-09	Christian A.H. (Corinthians)	308.2	108	1966-67	Mann A.L. (U)	294	64
1909-10	Mose W. (S)	312	76	1967-68	Devitt A.C. (U)	205	45
1910-11	Christian A.H. (EP)	273	90	1968-69	Bevan H.G. (NP)	235.4	50
1911-12	Christian A.H. (NP)	409.4	103	1969-70	Fitzhardinge G.B. (N)	237	48
1912-13	Hodge M.H. (Clare)	336.5	114	1970-71	Guest C.E.J. (N)	299	55
1913-14	Selk R.A. (Clare)	271	90	1971-72	Devitt A.C. (M)	205	47
1914-15	Christian A.H. (NP)	224.4	86	1972-73	Mayne L.C. (CC)	233	45
1915-16	Christian A.H. (NP)	156	69	1973-74	Grayson P.R. (ML)	259.2	57
1916-17	Hughes W.C. (NP)	157.6	81	1974-75	King I.H. (P)	261.4	62
1917-18	Christian A.H. (NP)	91.4	52	1975-76	Grayson P.R. (ML)	207.3	47
1918-19	Edmondson H.P.D. (WP)	165.7	48	1976-77	Gannon J.B. (Sc)	202.2	50
1919-20	Christian A.H. (NP)	153	59	1977-78	Michael C.A. (NP)	246	47
1920-21	Packham L. (C)	141.4	50	1978-79	Paulsen R.G. (P)	315	59
	Hennah W.H. (S)	135.7	50	1979-80	Wilson S.V. (MG)	362.2	54
1921-22	Christian A.H. (NP)	142	49	1980-81	Wilson S.V. (MG)	329.5	50
1922-23	Hennah W.H. (Sub-Leed)	175.4	55	1981-82	Paulsen R.G. (P)	457.3	70
1923-24	Renfrey L.C. (NPNo. 1)	147	61	1982-83	Mulder B. (BM)	355	47
1924-25	Renfrey L.C. (MMtL)	297.2	58	1983-84	Milosz S.J. (BM)	354.3	55
1925-26	Inverarity M. (F)	200.5	61	1984-85	Langoulant S.J. (ML)	327.4	44
1926-27	Inverarity M. (F)	254.2	72	1985-86	Milosz S.J. (BM)	305.4	54
1927-28	Bryant R.J. (MMtL)	273.3	66	1986-87	Tomlin T.D. (Sc)	336.5	44
1928-29	Halcombe R.A. (C)	170.6	49	1987-88	Bush G.E.W. (SF)	394	68
1929-30	Inverarity M. (F)	184	45	1988-89	Lilly K.E. (NP)	355	64
1930-31	Newman H. (NEF)	268	52	1989-90	Coughlan K.D. (CI-N)	436.4	58
1931-32	Martin E. (MtL)	162	42	1990-91	Sheppard K.M. (F)	384	52
1932-33	Halcombe R.A. (Central)	218.3	71	1991-92	Muggeridge R. (F)	219.2	41
1933-34	Halcombe R.A. (WP)	219	65	1992-93	Lampitt S.R. (U)	208.2	38
1934-35	Halcombe R.A. (C)	207	61	1993-94	Hogan T.G. (Sc)	312	46
1935-36	Zimbulis A.G. (NP)	253	93	1994-95	Ibbitson C.A. (CI-N)	293.7	58
1936-37	Mills R.L. (S)	219	51	1995-96	Brookes T.L. (BM)	321.3	44
1937-38	Zimbulis A.G. (NP)	153	62		Zoehrer T.J. (W)	380	44
1938-39	Zimbulis A.G. (NP)	233	73	1996-97	Cary S.R. (SP)	339.3	49
1939-40	Puckett C.W. (WP)	314	82	1997-98	Jurgensen S.J. (P)	334.6	50
1940-41	Puckett C.W. (WP)	310	73	1998-99	Harvey K.M. (Sc)	312.4	54
1941-42	Frankish R.R. (MtL)	214	53	1999-00	Karppinen S.J. (SP)	254.1	43
1942-43	Epstein J. (WP)	183	53	2000-01	Cary S.R. (WI)	381	52
				2001-02	Cary S.R. (WI)	325	54
				2002-03	Barnes J.W. (CI-N)	318.4	56
				2003-04	Howman S.G. (SF)	409.4	56
				2004-05	Keenan P. (P)	356.2	55

BOWLING AVERAGES

Year	Name	O	M	R	Wkts	Ave
1885-86	Randell S.J. (P)	-	-	123	39	3.15
1886-87	Bateman W.A. (F)	-	-	127	47	2.70
1887-88	North F.D. (Metro)	-	-	179	44	4.06
1888-89	Bateman W.A. (F)	-	-	167	41	4.07
1889-90	Duffy W.V. (P)	-	-	324	35	9.26
1890-91	Bishop E.G. (WP)	-	-	220	27	8.14
1891-92	Bishop E.G. (WP)	-	-	248	36	6.88
1892-93	Thompson T.H. (F)	-	-	363	42	8.64
1893-94	Bishop E.G. (WP)	-	-	443	60	7.38
1894-95	Bishop E.G. (WP)	-	-	233	35	6.65
1895-96	Bishop E.G. (Metro)	-	-	308	26	11.84
1896-97	Lockwood E. (Australis)	-	-	289	37	7.81
1897-98	Selk R.A. (EF)	-	-	483	46	10.50
1898-99	Bishop E.G. (CC)	-	-	388	33	11.75
99-1900	Caldwell C.W. (EP)	-	-	260	25	10.40
1900-01	Wright A. (EF)	-	-	501	54	9.27
1901-02	Coyne T.H. (EP)	-	-	415	44	9.43
1902-03	Coyne T.H. (EP)	-	-	264	35	7.54
1903-04	Jones E. (Clare)	-	-	231	28	8.25
1904-05	Selk R.A. (SF)	-	-	599	68	8.81
1905-06	Coyne T.H. (EP)	-	-	323	43	7.51
1906-07	Selk R.A. (SF)	-	-	567	69	8.21
1907-08	Hogue W.W. (NF)	163.2	-	304	48	6.33
1908-09	Selk R.A. (SF)	266.3	-	642	102	6.29
1909-10	Christian A.H. (Corinthians)	183	37	603	68	8.86
1910-11	Christian A.H. (EP)	273	55	750	90	8.33
1911-12	Christian A.H. (NP)	409.4	53	836	103	8.11
1912-13	Christian A.H. (NP)	212	42	512	77	6.64
1913-14	Christian A.H. (NP)	-	-	563	73	7.71
1914-15	Christian A.H. (NP)	224.4	50	621	86	7.22
1915-16	Christian A.H. (NP)	156	25	489	69	7.08
1916-17	Hughes W.C. (NP)	157.6	27	567	81	7.00
1917-18	Christian A.H. (NP)	91.4	11	334	52	6.42
1918-19	Bandy R.H. (NP)	55.5	11	176	25	7.04
1919-20	Nurse H.S. (C)	71	6	264	31	8.51
1920-21	Thomson B. (C)	53	2	196	19	10.31
1921-22	Christian A.H. (NP)	179.3	37	539	49	11.00
1922-23	Wilkinson L. (MG)	37.2	6	145	16	9.06
1923-24	Evans W.A. (EP)	177	37	475	50	9.50
1924-25	Hill A.D. (C)	144.4	26	388	44	8.81
1925-26	Drew A.D. (Sub-Leed)	92.2	9	239	23	10.39
1926-27	Beasley J. (Sub-Leed)	145.5	26	419	37	11.32
1927-28	Bryant R.J. (MMtL)	273.3	42	688	66	10.42
1928-29	Williamson C. (NP)	92.3	4	348	28	12.43
1929-30	Smith F. (NP)	89	5	318	23	13.82
1930-31	Ditchburn A.J. (MG)	159	33	472	31	15.22
1931-32	Bromley E.H. (F)	128	18	330	28	11.78
1932-33	Halcombe R.A. (Central)	218.3	25	783	71	11.03
1933-34	Halcombe R.A. (WP)	200.4	31	568	64	8.87
1934-35	Halcombe R.A. (C)	207	24	539	61	8.83
1935-36	Zimbulis A.G. (NP)	253	23	1043	93	11.21
1936-37	Eyres G. (C)	96	13	279	31	9.00
1937-38	Eyres G. (C)	199	38	493	50	9.86
1938-39	Halcombe R.A. (C)	148	20	437	46	9.50
1939-40	Eyres G. (C)	188	30	516	55	9.38
1940-41	Puckett C.W. (WP)	310	54	845	73	11.57
1941-42	Wilberforce J.H. (EP)	127	8	537	44	12.20
1942-43	Drew A.D. (S)	89	6	391	37	10.56

1943-44	Puckett C.W. (WP)	249	21	817	99	8.25
1944-45	Puckett C.W. (WP)	236	11	906	73	12.41
1945-46	O'Dwyer T.E. (S)	148	14	608	51	11.92
1946-47	Price R.H. (EP)	124	17	317	38	8.34
1947-48	Lovett A.F. (SP)	181	-	616	59	10.44
1948-49	Price R.H. (EP)	203.6	30	580	55	10.54
1949-50	Dunn W.P. (C)	222.3	30	618	66	9.36
1950-51	Price R.H. (EP)	159	32	470	42	11.19
1951-52	Puckett C.W. (WP)	107.3	23	300	38	7.34
1952-53	Puckett C.W. (WP)	178.1	40	510	53	9.62
1953-54	Preen A.T. (F)	252.6	46	652	60	10.86
1954-55	Strauss R.B. (U)	282	65	700	71	9.85
1955-56	Dunn W.P. (CC)	134	35	325	34	9.55
1956-57	Rutherford J.W. (S)	186.5	49	388	44	8.82
1957-58	Bevan H.G. (NP)	208.6	43	546	45	12.13
1958-59	Gaunt R.A. (SP)	108.1	19	375	38	9.86
1959-60	Zilko G.S. (MG)	108.4	21	339	38	8.92
1960-61	Edwards A.R. (WP)	77	11	250	25	10.00
1961-62	Gallash I. (N)	291.1	80	681	66	10.32
1962-63	John G. (MtL)	168.6	34	510	49	10.40
1963-64	Lock G.A.R. (CC)	128.5	35	331	26	12.73
1964-65	Cooper F.G. (CC)	174	29	485	41	11.83
1965-66	Yardley B. (MG)	282	52	806	58	13.89
1966-67	Hickmott G.G. (F)	142.5	33	378	36	10.50
1967-68	Hubble J.M. (S)	159.7	34	460	40	11.50
1968-69	Perrott M.D. (U)	86	13	282	25	11.28
1969-70	MacGill T.M.D. (NP)	156	43	424	33	12.85
1970-71	Mann A.L. (MG)	153.4	35	376	30	12.53
1971-72	Massie R.A.L. (BB)	80.5	19	224	26	8.60
1972-73	Baker D.J. (S)	168.6	32	456	39	11.69
1973-74	Watson G.D. (S)	97.2	25	264	28	9.42
1974-75	Thornton B.T. (SP)	144	29	409	35	11.68
1975-76	Grayson P.R. (MtL)	207.3	39	547	47	11.55
1976-77	Clark W.M. (BB)	149.6	32	425	39	10.90
1977-78	Alderman J.W. (N)	124.5	28	391	26	15.04
1978-79	Ireland D.M. (WP)	146.6	32	397	25	15.88
1979-80	Malone M.F. (Sc)	138.3	39	289	25	11.56
1980-81	Andrews W.S. (SP)	-	-	251	27	9.29
1981-82	Clark W.M. (WP)	284.2	88	527	46	11.45
1982-83	Penter K.J. (N)	192.6	69	325	33	9.85
1983-84	Robinson C.L. (M)	327	110	697	42	16.59
1984-85	Robinson J.G. (U)	214.2	53	470	32	14.69
1985-86	Breman T.G. (SF)	123.2	51	380	31	12.26
1986-87	Smith D.D. (BM)	291.1	89	614	40	15.35
1987-88	Raven B.J. (SF)	195	56	377	29	13.00
1988-89	Lilly K.E. (NP)	355	83	819	64	12.76
1989-90	Raven B.J. (SF)	293.3	75	750	55	13.64
1990-91	Looby R.G. (M)	194	57	399	27	14.77
1991-92	Russell R.S. (F)	227.5	70	466	35	13.31
1992-93	Hampson K.B. (MG)	199	51	502	35	14.34
1993-94	Capes P.A. (SF)	202	63	519	32	16.22
1994-95	Coulson C.E. (SP)	117	50	467	33	14.15
1995-96	Reid B.A. (BM)	193.3	67	387	28	13.82
1996-97	Nicholson M.J. (Sc)	149.3	47	366	30	12.20
1997-98	Waite P.D. (SP)	176.5	47	455	32	14.22
1998-99	Ellis D.A. (F)	191.3	70	348	30	11.60
1999-00	Swan G.G. (SF)	233	77	491	36	13.64
2000-01	McDonald C.L. (M.L)	236	95	383	34	11.26
2001-02	Barnes J.W. (CL-N)	138.2	30	420	33	12.72
2002-03	Wilson P. (M)	168	58	298	30	9.93
2003-04	Bandy D.C. (Sc)	187.1	46	452	41	11.02
2004-05	Petrie M. (W'ton)	310.5	97	709	46	15.28

Pennant Competition First Grade Premiers

1885-86	Metropolitans	1915-16	North Perth	1946-47	Subiaco	1977-78	North Perth
1886-87	Metropolitans	1916-17	North Perth	1947-48	West Perth	1978-79	Fremantle
1887-88	Fremantle	1917-18	North Perth	1948-49	East Perth	1979-80	Melville
1888-89	Metropolitans	1918-19	North Perth	1949-50	South Perth	1980-81	Fremantle
1889-90	Perth	1919-20	Claremont	1950-51	Mt. Lawley	1981-82	Mt. Lawley
1890-91	Metropolitans	1920-21	Claremont	1951-52	University	1982-83	Mt. Lawley
1891-92	West Perth	1921-22	North Perth	1952-53	South Perth	1983-84	South Perth
1892-93	Metropolitans	1922-23	East Perth	1953-54	University	1984-85	Mt. Lawley
1893-94	West Perth	1923-24	East Perth	1954-55	University	1985-86	Bayswater-Morley
1894-95	West Perth & Metropolitans - tie	1924-25	East Perth	1955-56	South Perth	1986-87	Mt. Lawley
1895-96	Metropolitans	1925-26	Fremantle	1956-57	South Perth	1987-88	Subiaco-Floreat
1896-97	Karrakatta	1926-27	Fremantle	1957-58	North Perth	1988-89	Midland-Guildford
1897-98	Karrakatta	1927-28	Maylands-Mt. Lawley	1958-59	North Perth	1989-90	Claremont-Nedlands
1898-99	South Fremantle	1928-29	Claremont	1959-60	South Perth	1990-91	Fremantle
99-1900	East Perth	1929-30	Subiaco-L'ville	1960-61	University	1991-92	Scarborough
1900-01	Claremont-Cottesloe	1930-31	Fremantle	1961-62	Nedlands	1992-93	Mt. Lawley
1901-02	East Perth	1931-32	Fremantle	1962-63	Nedlands	1993-94	Midland-Guildford
1902-03	East Perth	1932-33	North-East Province	1963-64	University	1994-95	Scarborough
1903-04	East Fremantle	1933-34	Claremont	1964-65	Claremont-Cottesloe	1995-96	Bayswater-Morley
1904-05	North Perth	1934-35	Claremont	1965-66	University	1996-97	South Perth
1905-06	North Perth	1935-36	North Perth	1966-67	Fremantle	1997-98	Scarborough
1906-07	North Fremantle	1936-37	Subiaco	1967-68	University	1998-99	Bayswater-Morley
1907-08	North Fremantle	1937-38	Claremont	1968-69	Midland-Guildford	1999-00	Scarborough
1908-09	Corinthians	1938-39	North Perth	1969-70	Midland-Guildford	2000-01	Subiaco-Floreat
1909-10	North Fremantle	1939-40	Subiaco	1970-71	West Perth	2001-02	Subiaco-Floreat
1910-11	East Perth	1940-41	West Perth	1971-72	Subiaco	2002-03	Subiaco-Floreat
1911-12	Fremantle	1941-42	Claremont	1972-73	Claremont-Cottesloe	2003-04	Melville
1912-13	East Perth	1942-43†	Subiaco	1973-74	Subiaco	2004-05	Melville
1913-14	North Perth	1943-44†	West Perth	1974-75	University		
1914-15	North Perth	1944-45†	Claremont-Fremantle	1975-76	Fremantle		
		1945-46	Subiaco	1976-77	Scarborough		

* N.E. Province comprised players from Mt. Lawley & Midland Junction Clubs.

† One-day game.

Club Championship Winners

1949-50	South Perth	1963-64	South Perth	1977-78	Fremantle	1991-92	Fremantle
1950-51	North Perth	1964-65	South Perth	1978-79	Subiaco-Floreat	1992-93	Midland Guildford
1951-52	North Perth	1965-66	South Perth	1979-80	North Perth	1993-94	Scarborough
1952-53	South Perth	1966-67	University	1980-81	North Perth	1994-95	Midland Guildford
1953-54	Fremantle	1967-68	Nedlands	1981-82	North Perth	1995-96	Bayswater-Morley
1954-55	South Perth	1968-69	Midland -Guildford	1982-83	Perth	1996-97	Scarborough
1955-56	South Perth	1969-70	South Perth	1983-84	Fremantle	1997-98	Bayswater-Morley
1956-57	Claremont-Cottesloe	1970-71	Perth	1984-85	Fremantle	1998-99	Melville
1957-58	University	1971-72	Subiaco	1985-86	Fremantle	1999-00	Scarborough
1958-59	University	1972-73	Subiaco	1986-87	Fremantle	2000-01	Subiaco-Floreat
1959-60	South Perth	1973-74	Perth	1987-88	Subiaco-Floreat	2001-02	Subiaco-Floreat
1960-61	University	1974-75	South Perth	1988-89	North Perth	2002-03	Bayswater-Morley
1961-62	University	1975-76	Fremantle	1989-90	Claremont-Nedlands	2003-04	Scarborough
1962-63	South Perth	1976-77	Midland-Guildford	1990-91	Subiaco-Floreat	2004-05	Scarborough

Top Performers in Pennant Cricket

BATTING				BOWLING			
Runs		Runs		Wkts		Wkts	
11545	Rowe S.H.D.	8367	Mann A.L.	1002	Christian A.H.	592	Hoare D.E.
10004	McGuire J.P.	8329	Lavender M.P.	959	Selk R.A.	586	Baker D.J.
9758	McKenzie D.C.	8268	Rigg B.A.	932	Mann A.L.	575	Bush G.E.W.
9458	Bandy L.H.	8242	Langer R.S.	805	Bevan H.G.	571	Halcombe R.A.
9453	Ireland G.J.	8035	Taaffe F.H.	735	Bishop E.G.	565	Stubbs J.R.M.
9448	Howard H.C.	7809	Evans W.A.	724	Strauss R.B.	562	Inverarity M.
9106	Edwards A.R.	7795	Charlesworth L.	718	Evans W.A.	561	Dunn W.P.
9095	Rigg H.W.H.	7692	Bott L.C.	668	Puckett C.W.	551	Goringe H.R.
9054	Dick I.R.	7649	Gartrell K.B.	663	Zimbulis A.G.	552	Hagdorn K.J.
9050	Vernon M.T.	7605	Varis L.	632	Everett J.S.	546	Hogan T.G.
8632	Chadwick D.	7510	Inverarity M.	619	O'Dwyer T.E.	550	O'Neill M.J.
8443	Harris D.J.	7509	Bryant R.J.	600	Edmondson H.P.D.	512	Yardley B.
8435	Randall A.C.					509	Varis L.

WACA Museum & Ground Tours



Catch the Spirit for the coming season with a tour of the **WACA Museum and Ground**. Museum exhibits and photographs document the story of cricket at the WACA and photographs dating from the 1800's to the present. Theme rooms include The International Room, The Sir Donald Bradman Room, The Local History Room, The Bat Room, The Centenary of Federation Room and much more.

View the ING Cup Trophy and also the infamous 'underarm ball' from the Australia v New Zealand clash at the MCG in 1981.

Visit the **Museum Gift Shop** for WACA Merchandise and Memorabilia. Be prepared for the season with WACA and Warriors clothing, caps and hats. The Gift Shop also sells, for that very special gift, WACA authenticated Memorabilia of the greats of WA and Australian cricket: Dennis Lillee, Rod Marsh, Graham McKenzie, Kim Hughes, Tom Moody, Adam Gilchrist and Justin Langer to name a few!

Museum and Gift Shop

Opening hours 10am to 3pm weekdays
On Match Days at announced times

Ground Tours

At 10am and 1pm Tuesday, Wednesday and Thursday
Tours are booked at and leave from the Museum

How to get there

Free RED CAT buses every 7 minutes
from the city centre to the WACA Ground (Stop 6)

Western Australian Cricket Association Museum

Phone: +61 (8) 9265 7318

Fax: +61 (8) 9265 1823

Email: wacamuseum@waca.com.au



Constitution of the Western Australian Cricket Association (Inc.)

Including all amendments to 3 March 2005 inclusive.



Contents

1. NAME	199	12.4 Committees – Specific	203
2. DEFINITIONS AND INTERPRETATION	199	12.5 Qualifications	203
2.1 Definitions	199	12.6 By-Laws	203
2.2 Interpretation	199	12.7 Indemnity	204
3. OBJECTS AND POWERS	200	13. THE BOARD	204
3.1 Objects of the Association	200	13.1 Composition of the Board	204
3.2 Powers of the Association	200	13.2 The President	204
3.3 Application of Association's Property ..	200	13.3 Vice Presidents	204
3.4 Distribution or Dissolution	200	13.4 Members' Representatives	204
4. CONSTITUTION	200	13.5 Club Representatives	204
5. PATRON	200	13.6 Board Appointments	204
6. MEMBERSHIP	200	13.7 Cricket Australia	204
6.1 Classes of Membership	200	13.8 Casual Vacancy on the Board	204
6.2 Membership By-Laws	200	13.9 Board Meetings	205
6.3 Constitution Binding	200	13.10 Grounds on which Office becomes Vacant	205
6.4 Register of Members	201	14. ELECTION OF BOARD MEMBERS	205
7. MEMBERSHIP QUALIFICATIONS	201	14.1 Board Elections	205
7.1 Honorary Life Members	201	14.2 Board to Establish Election Protocol ..	205
7.2 Country Members	201	14.3 Nominations	205
7.3 Junior Members	201	14.4 Ballot Not Required	205
7.4 Perpetual Members	201	14.5 Ballot Required	205
7.5 Lifetime Members	201	15. CHIEF EXECUTIVE OFFICER	206
7.6 Club Members and Club Playing Members	201	15.1 Appointment	206
8. ENTRANCE FEES AND SUBSCRIPTIONS	201	15.2 Terms of Appointment	206
8.1 Entrance Fees	201	16. ASSOCIATION SECRETARY	206
8.2 Subscriptions	201	17. MEETINGS	206
8.3 Board Powers regarding Entrance Fees and Subscriptions	201	17.1 Annual General Meeting	206
9. VOTING RIGHTS OF MEMBERS	202	17.2 General Meeting	206
10. MEMBERS' RIGHTS	202	17.3 Notices of Motion and Meetings	206
10.1 Membership Entitlements	202	17.4 Conduct of Meetings	207
10.2 Right of Review	202	17.5 Voting at Meetings	207
11. AFFILIATED CLUBS	202	18. ACCOUNTS	208
11.1 Affiliation and Disaffiliation	202	18.1 Requirement for Audit	208
11.2 Club Cricket Council	202	18.2 Annual Report	208
11.3 Delegation to Club Cricket Council	202	18.3 Replacement of Auditor	208
12. MANAGEMENT OF ASSOCIATION	202	19. COMMON SEAL	208
12.1 Role of the Board	202	19.1 Use of Common Seal	208
12.2 Board Powers, Duties and Responsibilities	203	19.2 Effect of Rule 19.1	208
12.3 Committees - General	203	20. ALTERATION OF RULES	208
		21. DISPUTES	208
		22. EFFECTIVE DATE	208
		22.1 Date the Rules Take Effect	208
		22.2 Office Bearers	208

1. NAME

The name of the Association is the "Western Australian Cricket Association Incorporated".

2. DEFINITIONS AND INTERPRETATION

2.1 Definitions

In this Constitution, unless the context otherwise requires:

"Act" means the Associations Incorporation Act 1987 (WA);

"Affiliated Club" means a cricket club that is affiliated with the Association in the manner described in Rule 11;

"Annual General Meeting" or "AGM" means the annual general meeting of the Association described in Rule 17;

"Applicant" means an applicant for Membership;

"Association" means the Western Australian Cricket Association Incorporated;

"Association Secretary" means the person described in Rule 16;

"Board" means the body of persons constituted pursuant to Rule 13 and

"Board member" means a person described in Rule 13.1;

"body corporate" includes any corporation, firm, authority, incorporated or unincorporated association and instrumentality;

"By-Law" means rules, regulations and standing orders from time to time made by the Board pursuant to Rule 12.6 and which the Board resolves are By-Laws for the purposes of this Constitution;

"Candidate" means a person nominated for election to the Board and who has consented to be so nominated;

"Chairman" means the person described in Rule 1.1(a);

"Chief Executive Officer" or "CEO" means the person appointed by the Board from time to time pursuant to Rule 15;

"Closing Time" is defined in Rule 14.2;

"Club Cricket Council" means the organisation of representatives of Affiliated Clubs and the Association that has the responsibility for the establishment, development, organisation and promotion of the Competition in accordance with the Club Cricket Council Rules;

"Club Cricket Council Rules" means the rules from time to time of the Club Cricket Council;

"Committee" means a Committee described in Rules 12.3 and 12.4;

"Competition" means the Association's District Cricket Competition described in Rule 11.2(a);

"Constitution" means this Constitution;

"Cricket Australia" means the body formed by member States to administer interstate and international cricket in Australia;

"Cricket WA Game Development Committee" means representatives of Cricket West, Junior Cricket, Country

Cricket Board, WACA Club Cricket Council, Schools Cricket, Indigenous Cricket, Women's Cricket Advisory Committee and any other Cricket Body as determined from time to time;

"Entrance Fee" means the fee payable by an Applicant;

"Financial Year" means each period of 12 months commencing on 1 July in each year;

"General Meeting" means a meeting of the Association, other than an Annual General Meeting;

"Ground" means the sporting complex known as the "WACA Ground" at Nelson Crescent, East Perth being more particularly described as portion of Suburban lot 403 and being the whole of the land comprised in certificate of title volume 614 folio 154a registered in the name of the Association and

"Other Ground" means any other ground or facility that may from time to time become vested in, purchased by, leased to or otherwise held, controlled or used by the Association;

"Meeting" means any meeting of the Members;

"Member" means a member of the Association and "Membership" means the status of a Member under this Constitution;

"Member's Identity" means the means of identification issued under the authority of the Board to the Members described in Rule 10;

"Members' Representative" means a member of the Board referred to in Rule 13.4;

"Membership By-Laws" means the By-Laws described in Rule 6.2;

"Membership Year" means each period of 12 months commencing on 1 October in each year;

"Registered Club" means a body corporate registered by the Board as a participant in the organisation and development of cricket in Western Australia;

"Returning Officer" means the person described in Rule 14.2;

"Rule" means a rule in this Constitution;

"Special Resolution" means a resolution passed at a Meeting by at least three-quarters of the Members present and voting (either in person or by proxy) at that Meeting;

"State Cricket Committee" means the committee described in Rule 1.1(a); and

"Subscription" means the amount payable by a Member to renew his or her Membership for the next Membership Year, or part of a Membership Year.

2.2 Interpretation

In this Constitution, unless the context otherwise requires:

- (a) words importing the singular number shall include the plural number and vice versa;
- (b) headings are for convenience only and do not affect interpretation of the Constitution; and
- (c) references to the Act or to any provision of

the Act shall include any modification or re-enactment of the Act or any provision substituted for and all regulations and statutory instruments issued under the Act or any such modification, re-enactment or provision.

3. OBJECTS AND POWERS

3.1 Objects of the Association

The objects of the Association are:

- (a) to promote, develop and provide leadership of cricket in Western Australia, including:
 - (i) the management, promotion and control of cricket matches between Affiliated Clubs and international, interstate and other representative matches played in Western Australia whether at the Ground or elsewhere;
 - (ii) the provision of leadership to, and encouragement of, relationships with Registered Clubs and all other persons, groups and associations involved in the playing or administration of cricket in Western Australia;
 - (iii) the maintenance and promotion of the affiliation of the Association with, and its representation on the board of Cricket Australia and with such other body or bodies as the Board thinks fit; and
 - (iv) the maintenance and promotion of relationships between the Association and other members of Cricket Australia;
- (b) to control, manage, improve and promote, to the greatest extent possible, the use of the Ground to provide facilities for cricket and sports of all other descriptions for the benefit of Members and the public at large; and
- (c) to control, manage, improve and promote, to the greatest extent possible, the use of the Ground for the purposes of public recreation, concerts, entertainment, amusements and any other activity for the benefit of the public at large.

3.2 Powers of the Association

The Association shall have:

- (a) the powers set out in Section 13 of the Act; and
- (b) the power to do all such acts and things as the Board considers incidental or conducive to the attainment of all or any of the objects set out in Rule 3.1

3.3 Application of Association's Property

The property and income of the Association shall be applied solely towards the promotion of the objects of the Association and no part of that property or income may be paid or otherwise distributed, directly or indirectly, to Members except in good faith in the promotion of those objects.

3.4 Distribution or Dissolution

If upon the winding up or dissolution of the Association there remains after satisfaction of all its debts and liabilities any property whatsoever, the same must not be paid to or distributed among the Members, or former Members. The surplus property must be given or transferred to another association incorporated under the Act

which has similar objects and which is not carried out for the purposes of profit or gain to its individual members and which association shall be determined by resolution of the Members.

4. CONSTITUTION

The Association shall consist of the Board and the Members.

5. PATRON

The Board may from time to time invite and subsequently appoint a person to be a Patron of the Association on such terms and conditions as the Board sees fit. In the first instance, an invitation shall be extended to the Governor for the time being of the State of Western Australia to act as Patron of the Association.

6. MEMBERSHIP

6.1 Classes of Membership

Members shall be divided into the following classes, namely:

- (a) Honorary Life Member;
- (b) Ordinary Member;
- (c) Country Member;
- (d) Junior Member;
- (e) Perpetual Member;
- (f) Lifetime Member;
- (g) Club Member;
- (h) Club Playing Member; and
- (i) any other class of Member as determined by the Board from time to time.

6.2 Membership By-Laws

Subject to these Rules:

- (a) the classes of Membership;
- (b) the procedures for expulsion from, or suspension of, Membership;
- (c) the numbers of Members in each class;
- (d) the benefits and privileges attaching to Membership of any class (including the recognition of any existing rights and privileges of a special, concessional or extraordinary nature that are enjoyed by, or available to certain Members only);
- (e) the terms and conditions (including Entrance Fees and Subscriptions) applying to Membership of any class;
- (f) requirements and procedures relating to applications for Membership, entry and election;
- (g) procedures relating to waiting lists for any class of Membership; and
- (h) any other matter relating to Membership and a Member's relationship with Association, shall be as determined from time to time by the By-Laws ("Membership By-Laws").

6.3 Constitution Binding

This Constitution and Membership By-Laws shall be binding on the Members.

6.4 Register of Members

- (a) The Association shall maintain a register of Members at the Association's registered office or at such other place as the Board determines, in which the name, address and other contact details of each Member shall be entered.
- (b) The Association Secretary shall cause the name of a Member who dies or who otherwise for any reason ceases to be a Member, to be removed from the register.
- (c) Upon request to the Association Secretary a Member may inspect the register of Members.

7. MEMBERSHIP QUALIFICATIONS

7.1 Honorary Life Members

- (a) A person may be nominated by the Board as an Honorary Life Member in consideration of special service by that person rendered to the Association or in the advancement of cricket.
- (b) A person so nominated shall become an Honorary Life Member if the nomination is approved at the Annual General Meeting held next after such nomination.
- (c) Honorary Life Members during their lifetime shall be entitled to all the rights and privileges of Membership and be exempt from the payment of the Entrance Fee and Subscriptions.

7.2 Country Members

Persons aged 18 years or more residing within Western Australia and more than 80 kilometres (or such other distance as the Board may determine) from the General Post Office, Perth (with such distance deemed to be determined by the shortest rail or road route) may be elected Country Members and on election shall be entitled to all the rights and privileges of Membership.

7.3 Junior Members

- (a) Persons aged under 18 years of age may be elected Junior Members.
- (b) Junior Members shall not participate in the management of the Association, or be entitled to a vote, but on election and subject to the provisions of the Liquor Licensing Act 1988 (WA) shall be entitled to all the other rights and privileges of Membership.
- (c) On attaining the age of 18 years and on payment of the appropriate Subscription, the Junior Member shall be entitled to all the rights and privileges of Membership.

7.4 Perpetual Members

- (a) The Board may elect such persons or corporations not exceeding 35 at any one time to be Perpetual Members.
- (b) Perpetual Members shall be entitled to exercise all the rights and privileges of Membership.

7.5 Lifetime Members

- (a) The Board may elect such persons or corporations not exceeding 100 at any one time to be Lifetime Members.
- (b) Lifetime Members shall be entitled to exercise all the rights and privileges of Membership.

- (c) Lifetime Membership determines upon the death of the Lifetime Member if a natural person or after the expiration of 10 years from the date of election in the case of a corporate Lifetime Member.

7.6 Club Members and Club Playing Members

- (a) Any person who is a financial member of either an Affiliated Club or a Registered Club and who holds the office of Club President, Secretary or representative to the Club Cricket Council, may be elected as a Club Member for so long as that person holds such office and on election shall be entitled to all the rights and privileges of Membership.
- (b) Any person who is a financial playing member of either an Affiliated Club or a Registered Club may be elected a Club Playing Member and on election shall be entitled to all the rights and privileges of Membership.

8. ENTRANCE FEES AND SUBSCRIPTIONS

8.1 Entrance Fees

Every Applicant other than an Applicant:

- (a) for Honorary Life Membership, Perpetual Membership or Lifetime Membership; or
- (b) who has played cricket for Western Australia as a playing member of a selected team or umpired (other than in the capacity of a "third" or emergency umpire) in matches classified by Cricket Australia as first class matches, shall pay to the Association an Entrance Fee as determined by the Board.

8.2 Subscriptions

- (a) Every Member other than an Honorary Life Member, Perpetual Member and Lifetime Member must pay the Subscription as determined by the Board for each Membership Year, by no later than 1 October to continue to enjoy the rights and privileges of Membership.
- (b) A Member who is required as a condition of Membership to pay the Subscription may not enjoy or benefit from any Membership rights or privileges or vote at any Meeting unless in the case of a Meeting held in the Membership Year, the Member has paid the Subscription for that Membership Year or in the case of the Annual General Meeting, the Member had paid the Subscription as at the end of the previous Membership Year.

8.3 Board Powers regarding Entrance Fees and Subscriptions

The Board may in its absolute discretion:

- (a) increase the Entrance Fee, and Subscription from time to time by any amount not exceeding 20% thereof in any one Membership Year;
- (b) exempt any Applicant from payment of the whole or any part of the Entrance Fee; and
- (c) exempt any Member from payment of the whole or any part of the Subscription and allow that Member to retain Membership for such period as is determined by the Board.

9. VOTING RIGHTS OF MEMBERS

Subject to Rule 8.2, all Members (other than Junior Members or any Members of a class which does not entitle its Members to vote) shall be entitled to vote and take part in any Meeting.

10. MEMBERS' RIGHTS

10.1 Membership Entitlements

Subject to Rule 8.2 and compliance with this Constitution and the By-Laws, all Members:

- (a) shall be issued with a Member Identity as described in the Membership By-Laws which confers on the Member rights and privileges for admission to the Ground:
 - (i) during the conduct of cricket matches played under the auspices of the Association or Cricket Australia; and
 - (ii) at other times and upon payment of an entry fee as the Board may determine from time to time;
- (b) may exercise all other rights and privileges pertaining to the relevant class of Membership from time to time; and
- (c) may upon reasonable request to the Association Secretary inspect the records and documents of the Association provided that in the Board's reasonable opinion such records and documents are not confidential.

10.2 Right of Review

A Member who is expelled or suspended from the Association or otherwise penalised by the Board by reason of that Member's misconduct or misbehaviour may object to that decision and seek a review of that decision by the Members in General Meeting, or at the Annual General Meeting next following the Board's decision. The Board's decision shall have full force and effect pending the outcome of the Members' review.

11. AFFILIATED CLUBS

11.1 Affiliation and Disaffiliation

- (a) The Association may from time to time enter into agreements with bodies corporate in connection with the conduct of the Competition as the Board determines and may vary, extend or amend any such agreement and such bodies ("Affiliated Clubs") shall thereupon become affiliated with the Association.
- (b) The procedure for the disaffiliation of an Affiliated Club (the "relevant Club") from the Association shall be as follows:
 - (i) If either:
 - (A) the State Cricket Committee by majority vote on a referral by the Club Cricket Council, recommends disaffiliation and the Board by majority vote accepts that recommendation; or
 - (B) the Board, by three-quarters majority vote, considers that the conduct of the relevant Club has been detrimental to the Competition or cricket in Western Australia, then, within

3 business days of the Board's resolution, a written statement specifying the grounds upon which the relevant Club should be disaffiliated from the Association shall be sent to the President of the relevant Club at the Club's registered address for the service of notices as stated in the relevant Affiliation Agreement with the Association.

- (ii) The Association Secretary shall convene a General Meeting to be held no later than 28 days after the Board's resolution and with the notice of that meeting shall send a copy of the Board's written statement to each Member entitled to vote.
- (iii) The business of the General Meeting shall be to consider and if thought fit, pass as a Special Resolution that the relevant Club be forthwith disaffiliated from the Association.
- (c) An Affiliated Club may voluntarily disaffiliate from the Association by giving written notice to the chairman of the State Cricket Committee and disaffiliation shall take effect on acceptance of that notice by the Board.

11.2 Club Cricket Council

- (a) There shall be a Club Cricket Council comprising a chairman for the time being of the Club Cricket Council, 1 representative from each Affiliated Club and 1 representative appointed by the Board.
- (b) The Club Cricket Council's primary responsibility is the establishment, development, organisation and promotion of the Competition staged and arranged between Affiliated Clubs in accordance with the Club Cricket Council Rules.
- (c) At the annual general meeting of the Club Cricket Council a chairman and a deputy chairman shall be appointed for a term expiring at its next annual general meeting. Upon ratification of the appointment by the Board, the chairman shall preside at Club Cricket Council meetings.

11.3 Delegation to Club Cricket Council

The Board may from time to time delegate to the Club Cricket Council such functions, powers, authorities and responsibilities as the Board determines.

12. MANAGEMENT OF ASSOCIATION

12.1 Role of the Board

- (a) The business and affairs of the Association shall be governed and directed by the Board.
- (b) The Board shall have the ultimate responsibility for organisational matters and for the strategic planning of the Association and for cricket in Western Australia.
- (c) The Board shall appoint such management as may be required to properly administer the business and affairs of the Association.
- (d) To the extent that it is practicable to do so, all funds of the Association shall be held in one or more bank accounts in the name of the Association controlled by the Board, which shall nominate from time

to time the persons authorised to operate those accounts and the manner of their operation.

- (e) The Board shall provide for the custody of records, books, documents and securities of the Association which shall be held at the registered office of the Association or such other place as the Board determines.
- (f) In carrying out its functions and discharging its duties the Board shall adopt and adhere to principles of good corporate governance that promote ethical and responsible decision-making, safeguard the integrity of the Association's finances and financial reporting systems, respect the rights of Members, recognise and manage risk and encourage enhanced performance by the Board and management.

12.2 Board Powers, Duties and Responsibilities

Without limiting Rule 12.1, the Board is entrusted with the following functions, powers, duties and responsibilities:

- (a) to act at all times in a prudent and responsible manner and in the best interests of the Association, the Members, Affiliated Clubs and cricket in Western Australia;
- (b) to elect Members in accordance with the By-Laws;
- (c) from time to time to invest the Association's money in the same way that trust funds may be invested under Part 3 of the Trustees Act 1962 (WA);
- (d) in such manner and on such terms as the Board thinks fit on behalf of the Association:
 - (i) to borrow, raise and/or secure the payment of money and mortgage and charge the assets of the Association;
 - (ii) to sell, lease, let, hire and dispose of any real and personal property of the Association and grant rights and privileges thereover; and
 - (iii) to purchase, take on lease or otherwise acquire any real or personal property, provided that the Board shall not:
 - (iv) mortgage, charge, pledge or encumber by way of security by any means whatsoever or howsoever the assets owned by the Association (including the Ground) or the income of the Association;
 - (v) dispose of any real property of the Association; or
 - (vi) acquire any real property for the Association, without the approval of Members in General Meeting.
- (e) to do all things and make and perform all contracts which in the Board's judgement are necessary or desirable for the purpose of carrying into effect the objects of the Association referred to in Rule 3;
- (f) to exercise all functions and powers as may be exercised by the Association other than those that are required by this Constitution to be exercised by a Meeting;
- (g) to promote, develop and lead cricket in Western Australia;
- (h) to manage, develop and use the Ground in the

manner and on such terms, as the Board determines including the setting of admission charges for Ground entry; and

- (i) to perform all acts and do all such things which in the Board's judgement are necessary or desirable for the proper management of the Association.

12.3 Committees - General

- (a) The Board may from time to time establish one or more Committees (which may be standing or ad hoc) and delegate to such Committees such functions, powers, authorities and responsibilities as the Board from time to time determines.
- (b) The Board shall establish the Committees described in Rule 12.4.
- (c) Committees may comprise (in such numbers as the Board determines) Board members and non-Board members.
- (d) The power and authority of the Board at all times prevails over any power and authority vested with any Committee and the Club Cricket Council.

12.4 Committees – Specific

(a) The State Cricket Committee

There shall be a State Cricket Committee comprising 4 members appointed annually by the Board immediately following the Annual General Meeting, 3 persons appointed annually by the Club Cricket Council in accordance with Club Cricket Council Rules and 3 persons appointed annually from the Cricket WA Game Development Committee. The State Cricket Committee shall have the responsibility to provide strategic leadership to the Association on all cricket matters. It will lead and guide cricket in Western Australia, develop cricket strategy and policy on cricket for adoption by the Board and oversee the implementation of its strategies and the Board's policies and the functions delegated to the Club Cricket Council from time to time pursuant to the power and authority granted to it by the Board.

(b) The Finance and Audit Committee

There shall be a Finance and Audit Committee. The function of the Finance and Audit Committee is to review the accounts and financial position of the Association and oversee the preparation of the financial statements of the Association.

12.5 Qualifications

No person may:

- (a) be a Board member or a Committee member or Club Cricket Council member; or
- (b) otherwise take part in any aspect of the administration or direction of the Association in any capacity (other than as an employee of the Association), unless that person is a Member.

12.6 By-Laws

- (a) The Board may from time to time make By-Laws that are not inconsistent with these Rules or the Act and which are, in the Board's judgement, necessary or desirable for carrying out and giving effect to the Rules or are required for the proper management of the Association and the regulation of Membership

and those By-Laws shall have the same force and effect as if they were Rules and were embodied in this Constitution. The Board may from time to time alter, vary or rescind any By-Laws made by it.

- (b) The Board shall within a reasonable period of time notify the Members of the Membership By-Laws and of any alteration, variation or rescission of those By-Laws.

12.7 Indemnity

- (a) The Association shall use its reasonable endeavours to effect and maintain an insurance policy in terms consistent with generally accepted insurance industry practices (with usual exclusions and conditions) so far as is reasonably available at a reasonable cost, to indemnify its officers against any liability incurred by them or any of them in, or arising out of, the conduct of the business of the Board, Committee or Club Cricket Council (as the case may be) or in, or arising out of, the discharge of the duties of an officer.
- (b) Where such liability incurred by an officer exceeds the amount actually received from an insurer under any insurance policy or is not covered by an insurance policy, the Board in its absolute and unfettered discretion and in good faith may make a further payment in or towards satisfaction of that liability Provided always that no such payment may be made to indemnify any officer against liability incurred by that officer as a result of conduct adjudged by a Court to be criminal or fraudulent nor unless the Board is satisfied that the officer has acted in good faith.
- (c) In this Rule 12.7, "liability" means all costs, charges, losses, damages, expenses, penalties and liabilities of any kind including, in particular, legal costs incurred in defending any proceedings or appearing before any court, tribunal, government authority or otherwise, and all appeals therefrom; and "officer" means each member of the Board, Committee and Club Cricket Council.
- (d) The Board shall not be obliged to effect an insurance policy pursuant to paragraph (a), if it considers that no suitable policy is available on terms or at a cost which the Board in its absolute discretion considers reasonable; and no officer shall be entitled to bring an action against the Association or the Board by reason of the failure of the Association to effect a policy of insurance pursuant to paragraph (a)."

13. THE BOARD

13.1 Composition of the Board

The Board shall consist of:

- (a) the President of the Association;
- (b) 4 Vice-Presidents;
- (c) the Honorary Treasurer;
- (d) 6 Members' Representatives; and
- (e) 4 Club Representatives.

13.2 The President

- (a) The President shall be elected for a term of 2 years by the Members at the Annual General Meeting and is eligible for re-election.

- (b) The President shall preside at all Meetings and shall represent the Association on ceremonial occasions. In the absence of the President, the most senior Vice-President then present shall act for the President.

13.3 Vice Presidents

The Vice-Presidents shall each be elected for a term of 2 years by the Members at the Annual General Meeting as follows:

- (a) 2 Vice-Presidents shall hold office until the next but one succeeding Annual General Meeting and shall be eligible for re-election; and
- (b) 2 Vice-Presidents shall hold office until the next succeeding Annual General Meeting and shall be eligible for re-election.

13.4 Members' Representatives

The Members' Representatives shall each be elected for a term of 2 years by the Members at the Annual General Meeting as follows:

- (a) 3 Members' Representatives shall hold office until the next but one succeeding Annual General Meeting and shall be eligible for reelection; and
- (b) 3 Members' Representatives shall hold office until the next succeeding Annual General Meeting and shall be eligible for reelection.

13.5 Club Representatives

The Club Representatives shall each be appointed annually by the Club Cricket Council in accordance with the Club Cricket Council Rules.

13.6 Board Appointments

At the first Board meeting held after the Annual General Meeting, the Board shall appoint:

- (a) a Chairman and Deputy Chairman from its membership for a term expiring at the next Annual General Meeting. The Chairman shall preside at Board meetings. The Deputy Chairman shall act as Chairman in the absence of the appointed Chairman; and
- (b) a Member to be the Honorary Treasurer for a term expiring at the next Annual General Meeting.

13.7 Cricket Australia

- (a) At the first Board Meeting held after the Annual General Meeting, the Board shall appoint 2 Board members to serve as the Association's representatives on the board of Cricket Australia.
- (b) The Association's appointed representatives shall undertake all tasks necessary to facilitate the flow of information between Cricket Australia and the Board in order to assist the Board and Cricket Australia in the performance of their respective functions.
- (c) The Board may terminate at any time any such appointment and appoint another Board member.

13.8 Casual Vacancy on the Board

- (a) A casual vacancy occurring on the Board as a result of the death, retirement, removal or resignation of a Board member may be filled by an appointment made by the Board.
- (b) Where the person appointed by the Board under Rule 1.1(a) has filled the position of a Board member elected by the Members, that person must retire at

the next Annual General Meeting immediately following the appointment made by the Board, but is eligible for reelection.

13.9 Board Meetings

- (a) The Board shall meet regularly and as required to transact the business of the Association.
- (b) A meeting of the Board must be called by the Chairman upon receipt of a requisition signed by at least 7 Board members, which describes the business to be considered at the requested meeting.
- (c) 7 Board members constitute a quorum for a Board meeting and no business will be transacted by the Board unless a quorum is present within 30 minutes of the time appointed for the start of the meeting.
- (d) Questions arising at any Board meeting will be determined by a majority of votes and will be decided by show of hands unless a ballot is demanded, in which case the matter will be decided by ballot in the manner prescribed by the Chairman presiding at the meeting. The Chairman shall have both a deliberative and a casting vote.
- (e) The Association Secretary shall minute proceedings and resolutions of all Board meetings in an appropriate manner.
- (f) Should all, or so many, of the Board at any time have died, resigned or been removed so that it is impossible to obtain a quorum for a Board meeting, the Chief Executive Officer shall immediately convene a General Meeting to which Rule 14 shall apply.

13.10 Grounds on which Office becomes Vacant

- (a) The Board may remove a Board member from office if that member:
 - (i) becomes of unsound mind or physically or mentally incapable of performing the functions of a Board member;
 - (ii) fails to attend Board meetings for a continuous period of 3 months or fails to attend 3 consecutive meetings of the Board, without leave of absence from the Board; or
 - (iii) in the opinion of the Board has engaged in conduct detrimental to the interests of the Association, including a breach of this Constitution or any By-Law.
- (b) The Board shall remove a Board member from office if that member:
 - (i) becomes an insolvent under administration;
 - (ii) is not permitted under the Corporations Act to be a director of a company;
 - (iii) resigns by notice in writing to the Chairman or Association Secretary; or
 - (iv) ceases to hold any qualification which was a condition of that Member's membership.

14. ELECTION OF BOARD MEMBERS

14.1 Board Elections

The election of the President, the Vice-Presidents and the Members' Representatives to the Board shall be conducted in accordance with this Rule 14.

14.2 Board to Establish Election Protocol

A reasonable time before the AGM the Board shall:

- (a) appoint two suitably credentialled persons independent of the Association, one of whom shall act as Returning Officer, the other of whom shall act in that role should the first-named be unavailable at any time for any reason, to carry out any of the functions or responsibilities of that office, assisted by the Association Secretary;
- (b) set a date and hour up to which nominations for office may be received ("Closing Time"), such date being at least 28 days prior to the date of the AGM; and
- (c) require the Returning Officer and the Association Secretary to notify all Members in writing of the request for nominations at least 7 days prior to the Closing Time. Notification shall be given in the manner described in Rule 1.1(c).

14.3 Nominations

- (a) All nominations for office:
 - (i) must be in writing signed by 2 Members entitled to vote at the AGM and accompanied by the written consent of the Candidate; and
 - (ii) must be received by the Returning Officer, care of the Association Secretary prior to the Closing Time.
- (b) A Candidate may withdraw his or her nomination at any time prior to the commencement of the AGM.

14.4 Ballot Not Required

If at the Annual General Meeting the Returning Officer signs a declaration that:

- (a) any of the positions described in Rule 14.1 cannot be filled because of a lack of nominations for that position, the withdrawal of a nomination or by the death of a Candidate, then Rule 13.8 shall apply in respect of that position;
- (b) the number of Candidates nominated for a position is equal to, or less than, the number of vacancies to be filled, the Chairman of the AGM shall declare that Candidate or those Candidates for that position, duly elected.

14.5 Ballot Required

If the number of Candidates nominated are greater than the number of vacancies to be filled for a position, a ballot shall be conducted in accordance with the following procedures:

- (a) After the Closing Time the Returning Officer shall:
 - (i) determine the order of each Candidate on the ballot paper; and
 - (ii) invite each Candidate to provide a written profile, not exceeding 250 words by the date which is no later than 7 days after the Closing Time.
- (b) The Association Secretary shall, within 14 days after the Closing Time forward to each Member entitled to vote at the AGM:
 - (i) a ballot paper listing the Candidates and the positions each has been nominated for;

- (ii) the profile of each Candidate (as described in Rule 1.1(a)) provided that in the Board's and the Returning Officer's reasonable opinion the profile is not defamatory or otherwise scandalous or offensive;
 - (iii) information on how to complete the ballot paper, including the date the Returning Officer, assisted by the Association Secretary, determines that the ballot will close; and
 - (iv) information on the voting procedure that will apply to the election, as determined from time to time by the Returning Officer, assisted by the Association Secretary.
- (c) The ballot shall close not later than 5.00pm 7 days preceding the AGM.
 - (d) The Association Secretary shall make available to the Returning Officer a certified list of Members who are entitled to vote.
 - (e) The Returning Officer shall appoint such assistants as he or she deems necessary for the conduct of the ballot.
 - (f) Each Candidate may appoint a scrutineer or scrutineers to attend the counting of votes provided that not more than 1 scrutineer for each Candidate is present in the counting room at any one time.
 - (g) The Returning Officer shall certify the result and, if appropriate, the number of votes attained by each Candidate in the form of a signed Returning Officer's declaration addressed to the Chairman of the AGM. The Returning Officer's declaration shall be read at the AGM and the successful Candidates declared elected.
 - (h) If 2 or more Candidates for election achieve an equal number of votes, the Chairman of the AGM (if not a Candidate) shall have a casting vote. If the Chairman is a Candidate he or she shall vacate the chair at a convenient time during the AGM and the AGM shall be chaired by the most senior Vice-President who shall exercise the casting vote. In the event that there is no Vice-President in attendance at the AGM, the Members then present shall elect another eligible person on a show of hands as Chairman who shall exercise the casting vote.
 - (i) The declaration of the Returning Officer as to:
 - (i) the validity of any vote;
 - (ii) the right of any Member to vote;
 - (iii) which votes shall be counted; and
 - (iv) generally as to the conduct of the ballot and the rights of scrutineers, shall be final.

15. CHIEF EXECUTIVE OFFICER

15.1 Appointment

The Board shall appoint a Chief Executive Officer who shall be responsible for the day to day management of the business and affairs of the Association and shall have the powers and undertake the responsibilities as determined and in the manner determined, from time to time by the Board.

15.2 Terms of Appointment

The Chief Executive Officer shall be remunerated in such manner and in such amount as the Board shall from time to time determine.

16. ASSOCIATION SECRETARY

The Board shall appoint an Association Secretary who shall be responsible for supporting the Board and Committees at their respective meetings, and the President at Meetings.

17. MEETINGS

17.1 Annual General Meeting

The Annual General Meeting shall be held in September of each year. In addition to any other business which may be transacted at an AGM in conformity with the Rules, the business of an AGM shall include:

- (a) confirmation of the minutes of the preceding AGM and of any General Meeting held since that AGM (if the relevant Meeting did not authorise the Board to confirm those minutes);
- (b) appointment of a body corporate or individual person to be the Auditor, who shall hold office until the next AGM;
- (c) receipt from the Board of reports on the activities of the Association during the preceding Financial Year;
- (d) receipt of a report on the audited financial statements of the Association for the preceding Financial Year;
- (e) the declaration of the appointment of the elected Members' Representatives and office-bearers;
- (f) receipt, debate and resolution on notices of motion lodged in accordance with Rule 1.1(a); and
- (g) the dealing with any other general business that either the Board considers may properly be dealt with, or the Chairman determines at the AGM should be dealt with, at the Annual General Meeting.

17.2 General Meeting

(a) A General Meeting shall be called:

- (i) by the Chairman of the Board or the Chief Executive Officer, following resolution by the Board;
 - (ii) on the written request of not less than 50 Members; or
 - (iii) under Rules 1.1(b)(ii) and 1.1(f).
- (b) The objects of such General Meeting and the subject matter of any resolution or Special Resolution sought to be passed shall be expressed in such resolution or Special Resolution.

17.3 Notices of Motion and Meetings

- (a) A Member wishing to have a motion considered at an AGM must give written notice to the Chief Executive Officer of the proposed motion by 15 August preceding the Annual General Meeting or such later date as the Chairman of the Board shall allow in his or her absolute discretion.
- (b) At least 14 days' written notice of the time, place and objects of any Meeting (including any notices of

motion) shall be given to Members entitled to vote at that Meeting.

- (c) Notice of each Meeting may be given at the discretion of the Board either:
 - (i) by sending the Notice of Meeting either by post to each Member at that Member's address as it appears in the register of Members, or if a Member has so elected by electronic message to the electronic address of that Member as it appears in the register of Members; or
 - (ii) by publishing the Notice of Meeting (including any notices of motion) in "The West Australian" or any other newspaper with a general circulation in Western Australia as may be determined by the Board.
- (d) The accidental omission to give notice of a Meeting to, or the nonreceipt of notice of a Meeting by, a Member entitled to receive that notice does not invalidate any resolution passed at that Meeting.
- (e) The Board may, by notice in accordance with Rule 1.1(c) postpone or cancel any Meeting called under Rules 1.1(a)(i) and (iii).

17.4 Conduct of Meetings

- (a) The President will preside as Chairman at every Meeting and shall have both a deliberative and a casting vote.
- (b) Where a Meeting is held and the President is not present within 15 minutes after the time appointed for the holding of the Meeting or vacates the chair for any reason, the most senior Vice-President then present shall be Chairman. If there is no Vice-President in attendance at the Meeting those Members present in person or by proxy and entitled to vote at the Meeting will elect one of their number to be Chairman of the Meeting.
- (c) At all Meetings, 25 Members entitled to vote at that Meeting and present in person or by proxy shall constitute a quorum and no item of business shall be transacted at a Meeting unless a quorum is present during the time the Meeting is considering that item.
- (d) If a quorum of Members is not present within 30 minutes after the time appointed for commencement, the Meeting shall stand adjourned to such day (being within 14 days), time and place as the Chairman shall nominate and announce at the Meeting. If at the adjourned Meeting a quorum is not present within 30 minutes after the appointed time for the commencement of the Meeting, those Members then present in person or by proxy and entitled to vote at the Meeting shall constitute a quorum.
- (e) The Chairman of a Meeting at which a quorum is present:
 - (i) may with the consent of a majority of the Members present and entitled to vote; and
 - (ii) must, if so directed by a majority of the Members present and entitled to vote, adjourn the Meeting from time to time and from place to place.

- (f) The only business which an adjourned Meeting may deal with is business which was left unfinished from the Meeting which was adjourned.

17.5 Voting at Meetings

- (a) Every resolution put to a vote at a Meeting must be determined by a show of hands unless a poll is demanded either before or on declaration of the result of the vote on a show of hands.
- (b) Where a resolution is determined by a show of hands a declaration by the Chairman of the Meeting that the resolution has been carried, carried unanimously, carried without dissent, carried by a particular majority or lost is conclusive evidence of the fact so declared without proof of the number or proportion of votes cast for or against that resolution and an entry in the book containing the minutes of that Meeting recording that declaration is conclusive evidence of the fact that the declaration was made as so recorded.
- (c) A demand for a poll may be made by a Member present at the Meeting or by the Chairman of the Meeting. The demand for a poll does not prevent the continuance of a Meeting for the transaction of any business except in respect of the resolution for which the poll is demanded.
- (d) If a poll is demanded for the voting on a resolution:
 - (i) if the resolution is for the adjournment of the Meeting, the poll must be taken immediately at the place and in the manner that the Chairman of the Meeting determines and declares to the Meeting;
 - (ii) in all other cases, the poll must be taken at the time and place and in the manner that the Chairman of the Meeting determines and declares to the Meeting;
 - (iii) the result of the poll, as disclosed by the Chairman of the Meeting at which the result is declared, is a resolution of the Meeting at which the poll is demanded; and
 - (iv) an entry in the book containing the minutes of the Meeting at which the result is declared recording that declaration is conclusive evidence of the fact that the declaration was made as so recorded.
- (e) Both on a show of hands and on a poll, a resolution (other than a Special Resolution) is passed if more than one half of the total number of votes cast on the resolution are cast in favour of that resolution.
- (f) A Member entitled to vote at a Meeting may appoint another Member who is entitled to vote as the first-named Member's proxy to attend and vote at that Meeting on his or her behalf.
- (g) A Member, including the Chairman, may not be the proxy for more than 1 Member.
- (h) The instrument of proxy shall be in writing under the hand of the appointing Member and must be received by the Association Secretary not less than 48 hours prior to the time fixed for the commencement of the Meeting to which the proxy relates.

18. ACCOUNTS

18.1 Requirement for Audit

The accounts of the Association in respect of each Financial Year shall be audited before the Annual General Meeting by the Association's appointed auditor.

18.2 Annual Report

The Auditor's report together with a Statement of Income and Expenditure and such other documents as may be prescribed by the Act, shall be set out in the Annual Report and a copy provided by post or electronic message to each Member entitled to vote at least 14 days before the Annual General Meeting. A Member may elect not to be provided with a copy of the Annual Report.

18.3 Replacement of Auditor

If the Association's appointed auditor ceases to hold office before the next AGM, the Board may appoint a replacement auditor who shall hold office until the next AGM.

19. COMMON SEAL

19.1 Use of Common Seal

The Association shall have a Common Seal which may on the authority of the Board, be affixed to any deed, agreement, instrument or other document and shall be signed by any 2 duly authorised members of the Board witnessed by the Chief Executive Officer or Association Secretary or other person duly authorised by the Board. Any deed, agreement or instrument so executed shall be deemed to be duly executed by the Association.

19.2 Effect of Rule 19.1

Nothing in Rule 19.1 limits the provisions of section 14 of the Act.

20. ALTERATION OF RULES

The Rules may be suspended, varied, altered, added to, or repealed by Special Resolution at a Meeting and in accordance with, and subject to, sections 17, 18, and 19 of the Act.

21. DISPUTES

Any dispute or objection as to the meaning or interpretation of the Constitution shall be settled or determined by the Board, such decision shall be final and binding on all Members.

22. EFFECTIVE DATE

22.1 Date the Rules Take Effect

- These Rules shall come into operation on the date specified in the Department of Consumer and Employment Protection's written notice provided under section 19 of the Act (in this Rule 22 the "effective date") and all rules, by-laws and regulations in force prior to such date are hereby repealed.
- Rule 22.1 shall not affect the validity of anything done under such repealed rules, by-laws and regulations.
- The existing relationship between the Association and bodies corporate in connection with the conduct of the Competition shall continue on the same terms and conditions pending entry into the agreements described in Rule 1.1(a).

22.2 Office Bearers

- All office-bearers of the Association in office immediately prior to the effective date shall continue in office as if these Rules had been in force when such office-bearers were elected to office.
- The President in office on the effective date shall hold office only to the next Annual General Meeting.
- Rule 1.1(a) shall apply to the two Vice-Presidents in office on the effective date who were elected to office at the AGM immediately preceding the effective date and Rule 1.1(b) shall apply to the other Vice-Presidents.
- Rule 1.1(a) shall apply to the 3 Members' Representatives in office on the effective date who were elected to office at the AGM immediately preceding the effective date and Rule 1.1(b) shall apply to the other Members' Representatives.

