



# The Western Cricketer



2008-2009



## ADMINISTRATION

Patron	3
Board	4
President	5
Chairman	6
Chief Executive Officer	7
Committees	90
Honour Board	91

## REPRESENTATIVE CRICKET

Retravisio Warriors	
Manager & Head Coach	8
Retravisio Warriors	9
Western Fury Head Coach	10
Western Fury	11
Warriors Selected for Australia	13
Weet-Bix Sheffield Shield	26-33
Ford Ranger Cup	34-40
KFC Twenty20 Big Bash	42-46
Women's National Cricket League	48-49
WACA Premier Cricket Awards	50-51
Gallery of Greats	53
Lilac Hill Festival of Cricket	66
Cricket Australia Cup	103

## FEATURES

North's Debut Ton	14-17
Johnson's WACA Heroics	19-21
Ford Ranger Cup Hits Bunbury	22-23
Wolves at the WACA	25

## INTERNATIONAL CRICKET

Australia v Bangladesh ODIs	55
India v Australia Tests	56-60
Australia v New Zealand Tests	62-65
Australia v South Africa Tests	67-71
Australia v South Africa ODIs	72-73
Australia v New Zealand ODIs	74-75
KFC Twenty20 Internationals	76
Australia Tour of South Africa	77-80
Pakistan v Australia ODIs	81
ICC World Twenty20	82-83
Southern Stars	85
ICC Women's World Cup	86-87
ICC Women's World Twenty20	88-89

## STAKEHOLDERS

Appreciation	92-94
Tribute to Western Power	95
Sponsorship	96-98
Lord's Taverners WA	139-140
Museum	141-142

## CRICKET OPERATIONS & GAME DEVELOPMENT

Cricket Operations	99
High Performance	100-102
Under 17 & 19	104-105
Umpiring	107
Game Development	108-113
District Cricket	115-122
Olly Cooley Medal	123
Females in Cricket	124-126
Junior Cricket	128-129
Country Cricket	131-137
CricketWest	137

## OBITUARIES

## STATISTICS

## CONSTITUTION

The Financial Statements of the Association's trading for the period ending 30 June 2009 appear in the Annual Report.

**Office Address:** WACA Ground, Nelson Crescent, East Perth 6004 • **Postal Address:** PO Box 6045, East Perth 6892  
 Telephone: [+61 8] 9265 7222 • Facsimile: [+61 8] 9265 7275 • Email: [info@waca.com.au](mailto:info@waca.com.au) • Website: [www.waca.com.au](http://www.waca.com.au)

**Editor:** Daniel Davini • **Design & Production:** Christian Komnick • **Photography:** Getty Images & Contributors

**Editorial Contributors:** Kate Bobridge, Charlie Bull, David Clear, Daniel Davini, Steve Hall, Doug Harris, Geoff Havercroft, Ros Heal, Kelly Hepworth, Tim Lees, Amy Mitchelson, Tom Moody, Derek Mott, Steve Philippe, Barry Rennie, Bill Reynolds, Peter Silinger, Heather Smith, Harry Sorensen AO MBE, Nicole Walker, Jenny Wallace, SunSmart Cricket Officers.

**Cover:** Marcus North, who became the first Western Australian to score a century on Test debut against South Africa in Johannesburg, February 2009.

## BOARD

### CHAIRMAN

DJ Williams

### PRESIDENT

DK Lillee MBE

### VICE PRESIDENTS

WJ Edwards, JB Gannon

### MEMBERS' REPRESENTATIVES

Ms N Finch, DH Foster OAM, WD Hill,  
RM McLean AM, JL Shepherd, DJ Williams

### CLUB CRICKET COUNCIL REPRESENTATIVES

M Calverley, DM Davies, PL Murphy

### STATEWIDE CRICKET COMMITTEE REPRESENTATIVES

PC Silinger, R Sims, Ms DM Valli

## ASSOCIATION SECRETARY

G Havercroft

## LEGAL ADVISORS

Jackson McDonald

## CHIEF EXECUTIVE OFFICER

GM Wood

## SENIOR MANAGEMENT

### CRICKET

DJ Clear - Game Development

DJ Harris - High Performance

TM Moody - Retravision Warriors Manager  
& Head Coach

### BUSINESS OPERATIONS

JD Soutar (from 13 Oct 08)

MV Zundans (until 12 Sep 08)

### CHIEF FINANCIAL OFFICER

RI Marshall

### COMMERCIAL AND MEMBERSHIP

Ms N Walker

### CURATOR

CD Sutherland

## AUDITOR

PKF

## CRICKET AUSTRALIA



CRICKET AUSTRALIA

The WACA is part of the decision making structure for cricket in Australia and the financial distribution from its activities. Directors appointed by the WACA Board to represent the Association on the Board of Cricket Australia in 2008-2009 were WJ Edwards and DH Foster OAM.



## Cricket Australia Meetings

	Full Meeting of Directors	Audit	Game Development	Industrial Relations	International	Playing Conditions	High Performance Pathway Review
WJ Edwards	10/13	4/5	-	4/4	2/2	-	-
DH Foster OAM	12/13	-	0/1	-	-	1/1	3/3

**H**is Excellency Dr Ken Michael AC continued a century-long tradition by acting as the Patron of the Western Australian Cricket Association during the past year.



Dr Michael's Governor's XI again graced the WACA Ground turf in the now traditional fixture against the Lord's Taverners XI, played in its customary friendly but competitive environment. It has become a keenly sought-after honour to be selected to play for His Excellency's XI each summer.

The prestigious President's Trophy and tastefully expressed bragging rights belong to the Governor's XI as winners of this season's match.

His Excellency's knowledge and love of cricket is second to none. The WACA is always delighted to make him and Mrs Michael welcome whenever their Vice Regal commitments permit them to attend a WACA Ground fixture or function.

This publication takes the opportunity to record the Association's appreciation to His Excellency for being our Patron.



His Excellency Dr Ken Michael AC



Captains Craig Simmons (Governor's XI) and Rod David (Lord's Taverners XI) with His Excellency Dr Ken Michael AC and WACA CEO Graeme Wood at the battle for the 2008 President's Trophy.

## CHAIRMAN



DJ (David) Williams

## PRESIDENT



DK (Dennis) Lillee  
MBE

## VICE PRESIDENTS



WJ (Wally) Edwards



JB (Sam) Gannon

## MEMBERS' REPRESENTATIVES



N (Narelle) Finch



DH (Daryl) Foster  
OAM



WD (Wayne) Hill



RM (Ross) McLean  
AM



JL (Justin) Shepherd



DJ (David) Williams

## CLUB CRICKET COUNCIL REPRESENTATIVES



M (Mark) Calverley



DM (Dexter) Davies



PL (Peter) Murphy  
CCC Chairman



PC (Peter) Silinger



R (Rob) Sims



DM (Diane) Valli

## STATEWIDE CRICKET COMMITTEE REPRESENTATIVES



2008-09 was meant to be a season where many of the folk at the Western Australian Cricket Association could be excused for taking a breath after a whirlwind 24 months that had seen us play host to a thrilling Ashes Test match and an equally exciting visit by India - the two most high-profile tours on Australia's international schedule.

But the pace has failed to slow in the year under review as we tackled a number of major issues both on and off the pitch.

The WACA continues to press forward with its redevelopment plans despite the current economic climate, and WACA Chairman David Williams will provide a thorough outline of the progress that has been made in the past 12 months in his report, which can be found in this edition of *The Western Cricketer*.

The 3 Mobile Test Match was played between the top two-ranked Test nations at the WACA Ground last December, and Australia and South Africa staged a memorable battle where momentum and fortunes swung on several occasions. Eventually, it was the visitors who triumphed by reaching a victory target of 414 - the second highest winning run chase in the history of Test cricket.

In January, Australia played back-to-back Commonwealth Bank Series one day matches in Perth for the first time in over two decades. The home side was beaten by South Africa in the final game of their five-match series, and two days later New Zealand inflicted another defeat on the Aussies in the opening contest of their five-game battle for the Chappell Hadlee Trophy.

The WACA Ground also hosted two KFC Twenty20 Big Bash matches in January, drawing over 10,000 fans to the Retravision Warriors' clash with Tasmania and over 12,000 to the Warriors' encounter with Queensland. The latter was a particularly pleasing result with temperatures in Perth nudging the 40 degree mark and the match being telecast live against the gate on Fox Sports.

And the Retravision Warriors and South Australia played a Ford Ranger Cup match at Hands Memorial Oval in Bunbury - the first time WA has played a home interstate one day match away from the WACA Ground. 3,500 fans were on hand for the occasion, which overall was the second largest attendance for the preliminary rounds of the competition. A feature on the historic day can be found later in this publication.

Led by Chief Executive Officer Graeme Wood, Executive Assistant Ros Heal and our Senior Management team, the staff and administration at the WACA put in an enormous amount of work over the course of the year, which included the staging of all fixtures and ensuring events ran smoothly to give patrons attending the best possible match day experience.

On the field in domestic cricket, the Retravision Warriors enjoyed their second season under the guidance of Manager & Head Coach Tom Moody. WA cricket ushered in a new era in 2008-09, with ten players making their debut for the Warriors in either

the Weet-Bix Sheffield Shield, Ford Ranger Cup or KFC Twenty20 Big Bash competitions. The WA Second XI also won three Cricket Australia Cup matches in 2008-09, meaning they have won seven out of eight games in the past two seasons since Warriors Assistant Coach Trevor Penney took charge of the team in 2007-08.

A major highlight was the rise of State Captain Marcus North, becoming the 45th Western Australian to represent Australia in Test cricket, and the first WA player to score a century on debut after he struck a superb 117 in the first Test between Australia and South Africa at the Wanderers in Johannesburg. He backed up that performance on the Ashes tour of England where he showed great maturity, in particular helping to guide Australia to safety in the third Test at Edgbaston with a gritty 96 when his team was teetering on the final day. North also scooped the major honours at the WACA Premier Cricket Awards, claiming the prestigious Laurie Sawle Medal, along with the Gold Cup.

Mitchell Johnson's decision to move to Perth on a permanent basis saw him welcomed into the Retravision Warriors' squad with open arms. His performance for Australia in the 3 Mobile Test Match against South Africa at the WACA Ground - where he took 8/61 in the first innings, which included a devastating spell of 5/2 in 21 deliveries - will live long in the minds of all that witnessed the feat first-hand.

North and Johnson join Mike Hussey and Shaun Marsh as the four Retravision Warriors squad members that have been named in Cricket Australia's list of 25 contracted players for 2009-10. Warriors Vice Captain Adam Voges and wicket-keeper Luke Ronchi were others to represent their country in the past 12 months, both playing one day and Twenty20 internationals for Australia, while paceman Steve Magoffin was rushed to South Africa to act as cover for the Australian team prior to the second Test in Durban.

I extend the Association's gratitude to you, our valued Members, for your support of the WACA in the year under review and trust that you have enjoyed the improvements we have made to services and benefits offered as part of your Membership. The capacity of WACA Membership is now full, and the '12th Man' Waiting List has been established for members of the general public who wish to be offered a place in the future.

Now more than ever is a tremendous time to be a WACA Member with the exciting and unpredictable talents of the West Indies and Pakistan gracing our shores in 2009-10 in a precursor to another massive Ashes series in Australia towards the end of next year. I also firmly believe that the Retravision Warriors are entering an exciting phase as the young players that debuted last summer combine with our experienced players and strive to achieve success in the interstate competitions.

Your Board will continue to work with you to make your match day experience as wonderful as possible, and I look forward to seeing you around the WACA Ground this summer enjoying all of the action from the best seats in the house.

**Dennis Lillee MBE**



**W**hen elected to the Board in 2004, I identified these major challenges - the Association's financial viability in light of \$12 million ground development borrowing, declining Membership, unsatisfactory public image, poor relationships with key WACA stakeholders, absence of strategic planning and an uncertain future for the WACA Ground. It is pleasing to record considerable progress towards them.

The Financial Statements detail another successful year. A significant surplus is returned amid difficult financial conditions after increased investment in cricket resources and programs. Our balance sheet is much improved, particularly noting the Board's accelerated asset depreciation policy, and will be further improved upon land revaluation.

WACA Membership again has a waiting list. Your Board acknowledges that while much work remains to improve facilities, Members' needs are prominent in the Board's future planning.

Relationships have improved markedly with cricket stakeholders including the Western Australian State Government (we now list Eventscorp as a sponsor), Cricket Australia, sponsors, media and the wider WA cricket family.

Last year, the on-field performance of the Retravision Warriors was unsatisfactory. This topic is dealt with in other reports and I won't labour matters. Suffice to say the recruitment of players such as Ashley Noffke and Chris Gayle are indicative of the administration's determination to have on-field success.

An independent review identified high performance, cricket development programs, player retention, recruitment and list management as areas where improvement must be made if the Retravision Warriors are to consistently win Australian domestic trophies.

I acknowledge the contributions of all my Board colleagues, particularly our President Dennis Lillee, Board Deputy Chairman Sam Gannon and WACA elected Directors to the Board of Cricket Australia, Wally Edwards and Daryl Foster, in a variety of roles.

While I believe WACA governance has been significantly modernised, a number of antiquated approaches remain, partly due to a committee system which at times overlaps. We will look to address these matters during the year.

WACA administration is well led by CEO Graeme Wood, supported by talented and committed management and staff. We are pleased to have secured Graeme's expertise for an extended term at a time when he was being sought by other sporting organisations.

Last year, I listed the Board's aims in redeveloping the WACA. They are worth repeating:

- Minimise Risk
- Develop a quality 21st century Stand for Members on the northern side
- Create a stand alone cricket stadium for cricket lovers that preserves this state's icon
- Ensure a stable economic platform for the future

I also said in my report, 'one hopes Members will understand the difficulty in holding the course with the current economic winds'. This might be said to be an understatement with the benefit of hindsight. Such have matters changed that it is unlikely we will see any apartment sales within three years or redevelopment completed within ten years.

It is difficult to summarise months of negotiations in several paragraphs. Essentially the WACA's financial position is improved considerably by returning the \$9m, given the fall in interest rates subsequent to the execution of the Heads of Agreement. The reason is that Ascot Capital was originally entitled to a payment prior to the construction of the stadium including accumulated interest of 8% whereas the \$9m on deposit by the WACA was only generating interest at 4%.

The Board executed a revised agreement in July 2009, salient points of which are set out below:

- Ascot is returned the original \$9 million
- Profit split alters from 50/50 to 70/30 in favour of the WACA
- Ascot commits \$150,000 towards the WACA's professional fees
- Ascot commits further \$600,000 to finalise necessary approvals and preliminary costs
- WACA has some rights of withdrawal prior to commencement of stage one of the project subject to repayment of preliminary costs and an 8% commission on any uplift in the development land
- EPRA approval increases the number of dwellings allowed from 32 to in excess of 500 and estimated increase in the value of land to be developed is some eight to ten fold
- Commitment of the first \$90 million to \$105 million of profits (depending on CPI escalation) to construction of the new Members Northern Stand subject only to the prior repayment of preliminary costs plus interest to Ascot with a matching payment to the WACA

I emphasise that Ascot were prepared to honour the original terms but the new agreement is a financially superior model for our Association although it was doubtless satisfactory for Ascot to see their capital returned in the present economic environment. A win/win.

A fuller explanation will be provided to Members at the 2009 AGM.

There are still many hurdles in front of us in the redevelopment. Some more immediate are - EPRA's plans for a link road on the WACA's eastern boundary that includes resuming some WACA land and its operational implications, establishing a new Cricket Academy requiring \$10 million Government assistance, and carrying out development in a manner that achieves the four aims stated above.

The executed Agreement is still subject to important conditions including receiving a satisfactory private ruling from the Australian Tax Office and of course Member approval.

We will continue to regularly brief Members on these important matters.

**David Williams**



The 2008-09 season presented many great challenges for the Western Australian Cricket Association, both on and off the field, but with the support of our valued Members it is pleasing to report that we have met many of those challenges head-on and are continuing our path to an exciting future for the Association.

Your Board, led by President Dennis Liliee and Chairman David Williams, has worked tirelessly to deliver on the outcomes and plans that have been set out over the past couple of seasons. At a time when participation rates are constantly increasing at junior levels and interest in our great game grows, it is extremely encouraging that we have been able to maintain the support and funding we provide across all levels, from the elite through to grass roots.

It was a tough summer for the Retravisson Warriors following the retirement of several experienced players at the end of the previous season. The cancellation of the Champions League Twenty20 following the Mumbai terrorist attacks, which took place 48 hours prior to the team's scheduled departure for the tournament, was a hard pill to swallow for the players along with the coaching staff and administration at the WACA.

On the positive side, no fewer than ten players made their state debut in either first class or one day cricket for the Warriors in 2008-09, so whilst the results and eventual positions on the interstate competition tables was disappointing, the future looks exciting as we see the players that were blooded in the past year begin to make their mark on the domestic scene. Former Queensland all-rounder Ashley Noffke, who has represented Australia in limited-overs cricket and undertaken three Test series tours, is a prized signing for the Retravisson Warriors having recently agreed to a two year deal to move to Perth.

The recruitment of leading Pakistan paceman Umar Gul was hailed as a bold and exciting initiative for the Retravisson Warriors' KFC Big Bash campaign. Umar brought tremendous leadership and experience to the Warriors and was an immensely popular member of the team. His arrival demonstrated the enormous stakes on offer in the domestic Twenty20 competition with places in the lucrative Champions League Twenty20 tournament up for grabs. Other states have followed suit with several high-profile international recruits set to feature in the 2009-10 Big Bash, and the WACA is excited to be welcoming dynamic West Indies Captain Chris Gayle to the Retravisson Warriors for this summer's competition over the New Year holiday period.

We congratulate the four Retravisson Warriors squad members that have been named in Cricket Australia's list of 25 contracted players for 2009-10. State Captain Marcus North received a contract for the first time after an outstanding 2008-09 season which culminated in his national debut in all three formats of the game. He joins current Test and limited-overs representatives Mike Hussey and Mitchell Johnson plus Australian one day opening batsman Shaun Marsh.

The Western Fury placed third in the 2008-09 Women's National Cricket League, matching their efforts of the previous season. All-rounders Lauren Ebsary and Rene Farrell represented the Southern Stars at the 2009 ICC Women's World Cup and ICC World Twenty20, as well as the Ashes tour of England. Both have been selected in the Commonwealth Bank Southern Stars' 2009-10 squad. Another rising star of women's cricket, 20-year old Fury all-rounder Amanda Williams, has been named in the Commonwealth Bank Shooting Stars squad for 2009-10.

The WACA High Performance Department, led by Doug Harris, deserves recognition following the excellent performance of WA's under-age teams in 2008-09. Both the Male Under 17 and Under 19 teams finished runner-up to powerful New South Wales combinations in their respective National Championships, while the WA SchoolSport team was victorious at the National Under 15 Championships for the second time in four years.

WA entered a team in the Cricket Australia Women's Cup for the first time, and the girls finished a credible third in the standings, while the Under 17 Female team chalked up three wins for the first time at the National Championships. Finally, Wanneroo District Cricket Club was crowned National Twenty20 Club Champions after taking out the inaugural Gatorade Under 18 Twenty20 Cup in Canberra. Congratulations to all of the players, coaches and support staff involved in these outstanding achievements.

Our sponsors are recognised further into this publication, but I must make mention of our gratitude to partners such as Retravisson - the Naming Rights sponsor of the Warriors, Foster's Australia - another long-time major sponsor of the WACA, the Rambal Family - the Association's Coach Sponsor, and Healthway - promoting the message to all cricketers across WA of being SunSmart. Their commitment and support of the game in this state is appreciated by everyone involved in cricket in Western Australia.

We also appreciate the support of the media as they continue to promote and publicise all levels of cricket in WA. From the print media, including The West Australian, Sunday Times, community and regional newspapers, through to radio partners such as Sport FM 91.3, Fairfax Media and 720 ABC Perth and ABC Local Radio, as well as all television networks, particularly our partner WIN Channel 9.

Our valued Members can look forward to another exciting summer of cricket in 2009-10, with the West Indies taking part in their first Test match in Perth for almost a decade and Pakistan playing two one day matches against Australia as part of the WACA Ground's international program. We are grateful that Cricket Australia has scheduled the Third 3 mobile Test Match in mid-December and the Commonwealth Bank Series double-header in late-January as the WACA is determined to cement those dates as the period for our international matches going forward.

The WACA greatly appreciates your continued support and looks forward to another prosperous 12 months, with the action on the field sure to whet the appetite as the 2010-11 Ashes series looms just around the corner.

**Graeme Wood**

## RETRAVISION WARRIORS MANAGER & HEAD COACH



It is clear that 2008-09 was a tough season for the Retravision Warriors. But while the results on-field were disappointing in all three interstate competitions, we saw some of our players step up successfully to the international arena.

State Captain Marcus North received his baggy green cap, becoming the 45th Western Australian to represent

Australia at Test level, and subsequently the first to score a century on debut. We also saw Steve Magoffin called up to join the Australian squad on the VB Tour of South Africa, which was a reward for his hard work and consistency over the past couple of seasons.

Shaun Marsh was another to receive a mid-tour call-up, joining the VB Tour of India earlier in the season. However he lost the momentum he had built up over the pre-season due to the fact he was sitting on a bench for the best part of a month, and he found it difficult to start again after that point. Just as he started to click back into gear towards the end of the KFC Twenty20 Big Bash program, he was called up to play for Australia and performed well in the Commonwealth Bank Series until he injured his hamstring and that ended his season.

Luke Ronchi gained a one day cap for Australia in the 2008 off-season, and showed promising form on the VB Tour of the West Indies. On the other hand, he was challenged with consistency of form throughout the Australian summer, and that led to him being left out of the Retravision Warriors squad late in the season. It is important to note though that there have been other players in the recent past, such as Mike Hussey and Ryan Campbell, who have trod that path of being dropped from the Warriors team but have bounced back dramatically. For his own good, and for the good of cricket in WA, we are sure that this will be the case for Luke.

From a team aspect, we went into the season with high expectations, despite the fact we had a relatively new-look squad after losing the likes of Justin Langer, Chris Rogers, Brad Hogg, Darren Wates and Mathew Inness from the playing group.

An important element to the success of this transitional period was always going to be the experienced players stepping up and having a big summer. Unfortunately due to form and fitness issues, we failed to do that as a group.

We had a significant change to the top end of our batting. Right from Marsh-Veletta through to Langer-Rogers, Western Australia has always had experienced openers at the top of the

order and it was one of our great strengths. This year we found ourselves in a situation where we were giving opportunities to new faces such as Liam Davis, Wes Robinson and Luke Towers.

Robinson was a real shining light. He has been a prolific run-scorer for Claremont-Nedlands and Wanneroo over the past few seasons and he emerged to be a player who quite clearly is comfortable and suited to the challenges that first class cricket throws at you. He demonstrated outstanding qualities as a top-order player, and showed us all a lesson in how to apply yourself in tough conditions.

The emergence of Brett Dorey as a leading strike bowler was one of the highlights of the summer. In the past we have seen glimpses of what he can offer, but this year he had a significant impact as a bowler and a leader across all forms of the game.

The WACA showed great vision to secure the services of one of the world's leading one day bowlers in Umar Gul for the Warriors' KFC Twenty20 Big Bash campaign. He was a terrific addition to the group and was clearly the most outstanding bowler in that format in Australia. It's just a shame from the team's perspective that we didn't perform consistently to take advantage of his form and the qualities that he brought, but it was a terrific learning experience for all of the bowlers to be involved with such a seasoned and skilled fast bowler in Umar.

The opportunity to select 26 players across all competitions, including eight debutantes in the Weet-Bix Sheffield Shield, was exciting. We managed to throw opportunities to in-form performers in club cricket, such as Towers, Drew Porter and Justin Coetzee, and that allowed us to view what they had to offer, both now and into the future.

We've got a few young and exciting players that have dipped their toe in the water in first class cricket now in Towers, Marcus Stoinis and Michael Johnson, and those players are only going to be better for that exposure and opportunity. They can really get their teeth into developing as cricketers, knowing exactly what areas they need to develop in, having had that experience.

My thanks are extended to Retravision and Foster's Australia for their long and much valued sponsorship of cricket in Western Australia. I am also grateful to Vikas Rambal and the Rambal Family for the tremendous support provided as the Association's Coach Sponsor.

We face a very exciting but challenging future, we now have to show patience and have faith in this playing group and continue to work hard together for the success of Western Australian cricket.

**Tom Moody**



# RETRAVISION WARRIORS



Marcus North (C)



Adam Voges (VC)



David Bandy



Nathan Coulter-Nile



Arron Crawford



Liam Davis



Paul Davis



Nicholas Death (R)



Brett Dorey



Theo Doropoulos



Ben Edmondson



Aaron Heal



Clint Heron



Michael Hussey



Michael Johnson (R)



Mitchell Johnson



Matthew Johnston



Trent Kelly



Steve Magoffin



Josh Mangan (R)



Mitchell Marsh (R)



Shaun Marsh



Luke Pomersbach



Wesley Robinson



Luke Ronchi



Craig Simmons



Marcus Stoinis (R)



Chris Thompson (R)



Christopher Wood (R)



## WESTERN FURY HEAD COACH



The 2008-09 Women's National Cricket League season looked to be a promising one for the Fury, and expectations were high after an outstanding start to the competition with convincing back to back victories against South Australia. However the season finished in disappointing fashion, with two surprising defeats at the hands of the Queensland Fire. Whilst the Fury placed third overall, which equalled our best performance since

1999-2000, the playing group was still disappointed as we had set ourselves the lofty goal of playing finals cricket.

The Fury squad was bolstered this season with the addition of England all-rounder Jenny Gunn and New South Wales all-rounder Rene Farrell, however we did lose the services of regular players Nicole Bolton, Charlotte Horton and Jaime Wilson.

From a team perspective, the main highlights were:

- Winning our round one fixture, which was the first time we had achieved this feat since the competition's inception
- A double bonus point defeat of South Australia in the second match of our double-header
- Placing third in the competition overall, finishing above Queensland and last season's finalist South Australia
- Beating Victoria in our Twenty20 fixture on the hallowed turf of the MCG
- The selection of Rene Farrell and Lauren Ebsary for the Rose Bowl series in New Zealand, the ICC Women's World Cup in Australia, as well as the ICC Women's World Twenty20, all held in 2009
- Amanda Williams' selection in the Shooting Stars squad for the 2009-10 season

It is well known that when teams have success, then Australian selectors look more closely at the individuals in those sides and representative opportunities flow through to the outstanding players. It remains a key goal of mine to be producing players to play at the national level, and I am pleased to see our players beginning to be rewarded with thoroughly deserved national selection.

At an individual level, the season highlights included:

- Jenny Wallace headed the competition's wicket-keepers with 12 dismissals (ten catches and two stumpings)
- Rene Farrell notched up her highest career score (59 not out) against Queensland
- Peta Merrilees posted a highest career score of 49 against Victoria

- Lauren Ebsary's 207 runs at a season's best strike rate of 74 runs per 100 balls
- Lauren Ebsary's maiden half century for her country - a swashbuckling 86 off 76 balls against New Zealand in the Rose Bowl series, and she followed that up with 51 in a World Cup match against Pakistan
- Fury squad member Amanda Williams winning Player of the Tournament at the Cricket Australia Women's Cup competition in Hobart
- The CAW Cup's Leading Run Scorer was another Fury squad member in Emily Rixon, whose performances included one outstanding innings of 91 against South Australia
- The WNCL debut of talented 20-year old leg-spinner Mel Holmes, who held her position in the team for the last four matches of the season

Four of our bowlers finished in the top 15 for aggregate wickets - Renee Chappell and Jenny Gunn (11 wickets each), and Rene Farrell and Avril Fahey (nine wickets apiece). However only one of our batswomen (Lauren Ebsary) was able to achieve a top 15 result for aggregate runs. Clearly if we are to continue to improve our WNCL performances, we will need to fire with the bat. It is hoped that youngsters Amanda Williams and Nicole Bolton (the latter who is returning to the team for 2009-10) can emerge as high scoring contributors. Other players expected to score more heavily next summer include the likes of Peta Merrilees, Jenny Wallace and Donna Brown.

The emergence of a prolific run scorer is even more vital given the retirement of Angele Gray after 104 consecutive matches in WA colours. Angele was a very popular and talented player and her loss will be very difficult to cover. I wish her the very best in retirement and thank her sincerely for her services to Western Australian cricket.

Rene Farrell was the team's most consistent player, taking nine wickets at an average of 20.7 and scoring 170 runs at 34, and her outstanding season was duly acknowledged by winning the Zoe Goss Medal. Rene is rapidly establishing herself as a permanent member of the Southern Stars team, along with Fury team mate Lauren Ebsary.

The WACA extends its appreciation to all of the support staff who contributed to the on-field performance of the team. In particular, a personal note of thanks to Team Manager Patrice Berthold and Strength and Conditioning Coach Ben Thomasian, who donated an enormous amount of their time to support the playing group.

I'm sure the Fury will again be in the mix and striving to achieve their goal of playing finals in season 2009-10.

**Steve Philippe**





Avril Fahey (C)



Renee Chappell (VC)



Donna Brown



Kate Burns



Lauren Ebsary



Rene Farrell



Angele Gray



Jenny Gunn



Mel Holmes



Holly Hyder



Peta Merrilees



Emily Rixon



Lauren Stammers



Gemma Triscari



Jenny Wallace



Amanda Williams





**THE BEER  
BEHIND THE  
WESTERN AUSTRALIAN  
CRICKET ASSOCIATION**

**The Best Cold Beer**

Enjoy  
Responsibly

Standard Drinks  
1.0

## MICHAEL HUSSEY

### Test, One Day & Twenty20 International

Hussey once again proved to be the rock of Australia's middle-order, scoring 853 runs at 31.59 in 15 Tests across 2008-09, with a highest score of 146 achieved against India in the first Test at Bangalore last October. He also notched up 893 runs in 23 one day internationals at 52.52, while his unbeaten 53 in the KFC Twenty20 International against South Africa at the Gabba in January took his team to a hard-fought win that wrapped up a two-nil series victory.

## MITCHELL JOHNSON

### Test, One Day & Twenty20 International

A starring role with the ball and occasionally with the bat lifted Johnson to elite status as he took 70 wickets at 26.60 in 15 Tests from the start of the VB Tour of the West Indies last year until the end of the VB Tour of South Africa. His batting blossomed to the extent he can now be comfortably placed in the all-rounder category. In the same period, he scored 582 runs at an average of 32.33, with the highlight coming when he notched up his maiden century - an unbeaten 123 against the Proteas in Cape Town. Johnson also took 36 wickets in 21 one day internationals during the same period at an average of 23.47, including a best of 5/29.

## SHAUN MARSH

### One Day & Twenty20 International

The big-hitting left-hander played 15 one day internationals, scoring 582 runs at an average of 41.57, with five half-centuries and a highest score of 81. He also played three Twenty20 Internationals before hamstring injuries brought a premature end to his 2008-09 season during the Commonwealth Bank Series against New Zealand last February and again in the Chapel Cup series against Pakistan in the UAE. He was also rushed to India as a replacement player for Australia's four-Test tour after fellow opener Phil Jaques was forced to return home with a serious back injury.

## MARCUS NORTH

### Australia A, Test & One Day International

Selected in the Australia A squad for a tour of India in September 2008, North was one of the team's leading batsmen and carried that form into the Australian domestic season. His skills with the bat as well as his off-spin bowling ability saw him named in the Australian Test squad for the VB Tour of South Africa, where he became the first Western Australian to score a century on debut in the first Test in Johannesburg. He also replaced Adam Voges for the one day leg of the tour after the Warriors Vice Captain was forced to withdraw due to a clash with his wedding day. North dashed to the United Arab Emirates in April 2009 to take the place of another Warriors team mate Shaun Marsh, who injured his hamstring in the opening match of the five-game Chapel Cup series between Australia and Pakistan.



## LUKE RONCHI

### Australia A & Twenty20 International

Ronchi toured India as a member of the Australia A squad that played two 'unofficial Test' matches and a triangular one day series against India and New Zealand. The highlight of the tour for the hard-hitting 'keeper/batsman was an unbeaten 108 from just 79 balls against the host nation in a one day match. With Brad Haddin taking the opportunity to have a rest following a gruelling 3 Mobile Test Series campaign against New Zealand and South Africa, Ronchi was also called into the Australian team for two KFC Twenty20 International matches against the Proteas in Melbourne and Brisbane in January 2009.

## ADAM VOGES

### Australia A, One Day & Twenty20 International

A member of the Australia A squad that toured India in September 2008, where an unbeaten 55 from 46 deliveries helped steer his team to a crushing victory in the final of the triangular one day tournament against the host nation and New Zealand. Voges was selected for the Commonwealth Bank Series and KFC Twenty20 International against New Zealand. His freakish catch on the boundary rope in the Twenty20 match to dismiss explosive Black Caps wicket-keeper Brendon McCullum is sure to feature in the highlight reels for many years to come. He was also named Vice Captain of the Australia A team that took on Pakistan A in a series held in Queensland in June/July 2009.

## MARCUS NORTH LIVES THE DREAM



Talk to anyone that knows Marcus North well about the type of player that he is and a few words are constantly uttered - patient, mature, experienced, level-headed.

All of the above can be used to describe his achievement of scoring a century on debut in the first Test between Australia and South Africa at the Wanderers in Johannesburg.

His innings of 117, coming to the wicket at 4/151 in the visitors' first innings under grey skies and facing a fired-up and in-form Proteas attack, had all of the hallmarks of a player that belonged in the elite company of Test cricket.

The journey to a richly-deserved baggy green cap was one that North seemed destined to take ever since the left-hander struck a double-century for an Australian Youth team on a tour to Pakistan in the mid-1990s.

In his first season for Western Australia, in the 1999-2000 season, he helped lead the Warriors to victory in a Sheffield Shield match against South Australia at the WACA Ground with a gritty 60 in the second innings.

But for all of his consistency over the next decade, North never appeared to be on the cusp of national selection as a host of players leapfrogged him to a berth in the Australian Test team.

Tom Moody was North's Captain when he first played for Western Australia, and in 2007 he returned to WA after coaching stints in England and Sri Lanka to take over the reins as Manager and Head Coach of the Retravision Warriors. His first order of business was appointing a Captain to replace Justin Langer, who had stood aside at the end of the previous season.

"Marcus had been around WA cricket for a long time, had a lot of experience under his belt in county cricket, and possessed great leadership traits, so he was an obvious choice really given that we were about to go through a period of change with a relatively young and inexperienced squad as the retirement of a number of players was pending," Moody recalled.

But the first meeting between Moody and North would be viewed as the turning point of the new skipper's career and the beginning of his ascent to national duties.

"When I first came back here I sat down with every player in the squad to talk about where they were at and where they thought they could develop their game," Moody said.

"I felt that Marcus needed to pay more attention and focus to his bowling because I thought that would enhance his chances of playing at the next level.

"The landscape of Australian cricket at that time showed a lack of spinning options, and I felt that having another string to his bow, so to speak, would take a little bit of pressure off his batting.

"It's always a plus for someone that has a chance to bowl to have an impact if they miss out on making a contribution with the bat.

"Thankfully he took that advice on, and the rest is history."

North's ambitions first and foremost were to do his part to bring team success to the Retravision Warriors, but he was also keen to pick Moody's brain on what would make him a more attractive proposition to the National Selection Panel.

"I had always enjoyed bowling, but had never given it the attention that it deserved," North said.

"That chat with Moods was probably the wake-up call that I needed to work harder on my bowling, and in retrospect I think there is little doubt that it played a massive part in me gaining selection at the next level."

Heading into his first full season as Captain of the Retravision Warriors, North hit a roadblock when he succumbed to a knee injury on the eve of the summer. The degenerative condition forced him to spend three agonising months on the sidelines.

"My expectations coming into 2007-08 were huge, not just for me as Captain, but for the squad," North said.

"It was like a new era starting for the state cricket-wise, and to get that injury was a massive blow.

"I was thankful that I only missed three months - it could have been a lot longer than that - and I guess looking back it was a blessing in disguise as it gave me the opportunity to really work on my game, and in particular my bowling.

"I had never had the opportunity to give that much attention to my game because I had always been playing in Australia or overseas.

"It's always good to find a positive out of a negative situation and I think I achieved that."

North returned towards the end of the 2007-08 season, playing in the final four Pura Cup matches as well as three Ford Ranger Cup games. He scored 48 and 71 in the first two one day matches upon his return, while also capturing eight first class wickets at the handy average of 29.75.

He then enjoyed a fruitful stint with Gloucestershire in the 2008 northern summer and a tour to India with Australia A, which filled North with the confidence that a berth in the national side was not far away if he were to demonstrate strong performances for the Warriors.

However it was going to be tough to find an avenue to force his way into the Australian team, with the middle-order seemingly entrenched in their positions. A window looked to have opened for North when all-rounders Andrew Symonds and Shane Watson were hit by injuries following the Boxing Day Test against South Africa.

A vacancy existed at number six for the New Years Test in Sydney, but Victorian Andrew McDonald was given the nod to make his Australian debut at the SCG.

The decision stunned many respected judges, including Moody, who viewed North as the ideal player to fill the void left by Symonds and Watson.

"I just thought Marcus was the obvious choice to play at the SCG," Moody said.

"It would have been the perfect time for him to move in and bat at number six while offering a bit with the ball. I had 100% faith that he was ready for Test cricket and could do the job and do it well."

North was philosophical about the latest setback to his ambitions of playing for his country.

"The hardest thing is getting an opportunity," he said. "There have been a lot of great players in Australian cricket over the years that could easily have been successful Test cricketers had they been given an opportunity to prove themselves.

"I thought with the injuries to Symonds and Watson that it could have presented me with an opportunity, but the selectors chose to go with McDonald.

"In hindsight, it was the right selection for the balance of the side, and it was proved correct because they won the Test."

The window was again opened slightly approximately one month later when the Australian squad for the VB Tour of South Africa was announced.



North recalled the events of the morning a call from Cricket Australia Operations Manager Michael Brown changed his cricket world forever.

"I was only hoping that I would get a call that morning. I certainly wasn't anticipating a call, but it was a nice surprise when it came through," he said.

"It was at around 7.00 in the morning. My wife had got up to get on the computer and I had gone back to sleep in bed, and the phone ringing woke me up again.

"I saw it was a Melbourne number and I thought it might have been good news, and it was Michael Brown on the other end. It certainly was a great thrill to get that call."

North was packing his bags and heading to South Africa just over a week later, but before then there was the business of leading the Warriors in the final two Ford Ranger Cup matches of 2008-09 - the historic fixture against South Australia at Hands Oval in Bunbury and a clash with Tasmania in Hobart.

The skipper suffered a blow on the eve of the Redbacks' encounter when he was struck on the hand during a net session, forcing him to withdraw from the game. However it was just a precautionary measure, and North was fit to take his place for the match against the Tigers, 48 hours before he would board the flight across the Indian Ocean.

North was the star for the Warriors, scoring an unbeaten 104 from 101 deliveries - his fourth Australian one day domestic hundred - and guiding his team to a three wicket victory with just one ball to spare.

"As a batsman you always want to be in form and making runs, and going to Tassie and making a hundred really ensured that I was going over to South Africa in form and hitting the ball well, and I think that it really held me in good stead," North said.

There was just one warm-up game prior to the first Test - a tour match against a South African Board President's XI in the north-west provincial town of Potchefstroom. North made a half century in the tourists' first innings, before taking career-best figures of 6/69 in the home side's second time at bat.

"I had to take the opportunity to make a few runs first and foremost to push my case for a start in the first Test team, but to take six wickets as well was very pleasing," North said.

"I was a bit fortunate that the context of the game meant the batsmen were attacking when I was coming on to bowl in the second innings, and as it worked out all of the balls went to hand."

North had done all he could to stake his claim for inclusion in the XI for the first Test, and he finally got the news he had long dreamed about the day before the match while he was on the team bus.

"David Boon, who was the selector on tour, leant over to me just before we got back to the hotel and quietly said 'You're in'," North said.

"It was obviously a great thrill, and I guess on reflection it was nice to know on the eve of the game rather than a few days before because I had enough trouble getting to sleep that night."

Making his debut alongside opener Phillip Hughes and paceman Ben Hilfenhaus, North became Australia's 409th Test cricketer, the 45th from Western Australia, and the first WA player to make his Australian Test debut in South Africa. It was also the first time in almost 25 years that three players made their debut in the same Test match for Australia.

The news that North was to make his long-awaited first Test appearance was greeted with great joy by all associated with cricket in Western Australia.

"I was thrilled for him," Moody said. "Having had call-ups to the national team myself, you know what it takes in terms of the time and energy that goes into realising the ultimate goal of representing your country, and it was a great thrill for me to have had a small role in that process for Marcus."

The joy for Hughes turned sour in the opening over as he fell to Dale Steyn on the fourth ball of the match. The Proteas quick also claimed the scalps of Simon Katich and Mike Hussey to leave the Aussies reeling at 3/38, and North was suddenly faced with the prospect of an early call to the crease for his maiden Test innings.

A 113-run fourth wicket stand between Ricky Ponting and Michael Clarke helped to steady the ship for Australia as well as North's jangling nerves.

"I was pleased that I didn't have to bat before lunch when conditions were at their toughest," North said. "Being able to soak everything up for a couple of hours before I went out to bat for the first time helped to settle the nerves a little bit."

North strode to the crease midway through the second session of day one with Australia 4/151 and the game delicately poised.

"Once I got out in the middle, Michael Clarke made me feel very comfortable. We were joking and laughing and it felt like any other game I had experienced over the years," North said.

"It was a credit to him to assess the situation, assess where I was, make me feel comfortable, and I settled pretty quickly."

"The first goal was to just get one run. It sounds so ridiculous, but flicking down to fine leg and getting off the mark was such a relief, and from that moment on I felt very settled, very comfortable, and felt that I was ready to build an innings."

North finished unbeaten on 47 at the close of play on the opening day, and survived the first searching examination of his worth as a Test cricketer.

"Surprisingly, I slept really well that night," he recalls. "I think that was due to the mental exhaustion of my first day in Test cricket."

"I felt comfortable that I made some sort of contribution and was looking forward to the challenge of going on with it the next day."

Going on with it he did, all the way to a memorable Test century. North's stunning 117 saw him become just the 18th Australian and first Western Australian to score a ton on debut. He batted for a marathon 354 minutes and faced 233 deliveries, striking 12 boundaries, before he was dismissed in the chase for quick runs leading up to tea on the second day.

"I don't remember all of it but I remember bits and pieces," North said.

"It was such an emotional roller-coaster and you can get so mentally fatigued from the intensity of the contest, but you remember some of the good shots, the good times with my partners - Michael Clarke, Brad Haddin and Mitchell Johnson - and the milestone moments."

"Over the past couple of years I have made a few 90s in first class cricket both in Australia and in England, so it could be said that I had started to get the yips in the 90s. But I was so focused and in a bit of a bubble that I didn't even realise that I was in the 90s until I was around 97 when I popped a catch up."

"When I was within one good scoring shot of the hundred, it started to hit me that I wasn't far away. I remember getting a couple of singles away, then facing JP Duminy on 99. They brought the field up and I was nervous, but thankfully he fired a long hop down the off side and I was able to late cut it for a boundary."

"I felt so emotional at the time and I still do today when I reflect on it. I guess it was a reward for the hard work that I have put in over a long period of time. I had done a ten-year apprenticeship in first class cricket to play for Australia and it was an amazing feeling."

North's innings surpassed former opener Bruce Laird's 92 - set against the West Indies in Brisbane in 1979-80 - as the highest score by a Western Australian in their maiden Test appearance.

"Unfortunately I don't have Foxtel so I was unable to watch it live, but when I heard the news I wasn't surprised," said Laird, now a member of the WA State Match Committee.

"I thought it was an achievement that he was quite capable of because he has the temperament to handle any situation and making his debut in an intimidating environment like South Africa was not going to faze him."

"I was extremely happy for him. He had taken a long time to get to Test cricket and he thoroughly deserved the achievement."

Moody is another who was unable to see his state Captain bring up the ton as he was attending the Coldplay concert at Burswood Dome, but his phone was running hot with messages updating him on North's progress and he was quick to look at the extended highlights the following day.

"The thing that really stood out for me was the maturity and the calmness that he showed out in the middle," Moody said.

"I reflect back to that young player that first came into the WA squad - the old head on young shoulders. Now it's an older head on older shoulders playing a Test match, and he looked like someone that belonged in that company thanks to the many rehearsals he had prior to the main event."

The journey was complete for North, capping a remarkable rise to the baggy green after a ten year career at first class level that had yielded almost 9,000 runs for Western Australia, Australia A and five English county clubs.

But the most satisfying aspect for North was knowing he had played a vital role in a comprehensive 162-run win for Australia, setting the team on course for an unexpected series win against a confident and well-drilled Proteas team.

"It would have taken a fair bit of gloss off the hundred if we had lost the Test match," North said.

"It's a team sport, and you remember a win more so than individual highlights. So to win as convincingly as we did, with everyone contributing to the cause, including the three rookies on debut, was such an uplifting feeling for the squad. We took that momentum on to Durban and won the second Test and the series."

North would later achieve a boyhood dream by being selected in the Australian squad for the 2009 Ashes tour. The number six position is now his to lose, and he would not be willing to relinquish that spot without a fight, drawing on all of the experience that he has learned over ten long years in first class cricket to hold his place in the company of the game's elite.



# Find an air-con that stands up to the summer test!

Drop into Retravisation for a great range of Fujitsu air-cons. You'll find a Fujitsu inverter for every home, keeping you cool in the summer and warm in winter!



**FUJITSU**



- ✓ **EXPERT ADVICE:** At Retravisation, we make choosing your air conditioning easy with expert advice available in-store.
- ✓ **PROFESSIONAL INSTALLATION:** Retravisation takes the hassle out of installation. We'll arrange a professional installer to do the job properly.
- ✓ **SAVE MONEY:** Our national bulk-buying power means you get the best prices on our huge range of top brand air conditioners.
- ✓ **LOCAL CONVENIENCE:** With stores throughout Australia, there's sure to be one near you.



**D**ay two of the 2008 WACA Test Match, between the leading nations in world cricket Australia and South Africa, was turning out to be an extremely productive one for the visitors.

The Proteas had dismissed the home side earlier in the day for 375 in their first innings, and towards the end of play they had made significant in-roads to that total thanks to contributions from skipper Graeme Smith (48) and Hashim Amla (47), and a century stand for the fourth wicket by Jacques Kallis and AB De Villiers.

But 21 deliveries from an Australian pace bowler, at his newly-adopted home ground, changed the course of the game and left a crowd of just over 10,000 with everlasting memories of one of Test cricket's finest individual performances.

Mitchell Johnson was playing in just his 16th Test match, and his first at the WACA Ground since moving permanently to the west midway through 2008 to be closer to his Perth born and bred partner Jessica Bratich's family. He would turn the match on its ear with a stunning spell of bowling that would go down in WACA Test Match folklore, taking 5/2 to trigger a collapse that saw South Africa crash from 3/234 to be 8/243 at stumps.

It was a feat that would rival the great Dennis Lillee's effort of 8/29 from 7.1 overs against a World XI team featuring the likes of Sunil Gavaskar and Sir Garfield Sobers in 1971-72, or the devastation inflicted on a bewildered Australian batting line-up by towering West Indian quick Curtly Ambrose in 1992-93, when he captured 7/1 in 27 balls to steer his team to a series-clinching win.

Lillee, who first spotted a teenage Johnson at a Pace Australia camp in Queensland a decade ago, had the pleasure of watching his charge's performance live in his capacity as WACA President.

"Having first spotted Mitch as a young, raw talent many years ago, it was great to see him come of age that day at the WACA," Lillee said.

"The Australian attack has needed a leader since arguably the greatest fast bowler this country has produced in Glenn McGrath retired, and that performance from Mitch I think gave him the confidence that he could be that leader."

The pair had kept in close contact since that initial meeting, with Lillee a confidante and mentor for Johnson, only a phone call away should any advice be needed.

After his maiden Test appearance on the WACA Ground in 2007-08, in which Johnson performed soundly to take 4/86 in the first innings and 1/58 in the second as Australia went down to India by 72 runs, the 27-year old sought Lillee's counsel prior to coming up against the Proteas in his next assignment at WA's home of cricket.

"It wasn't a long conversation, but we just spoke of the need to bowl fuller and straighter because of the different bounce at the WACA," Johnson said.

Lillee says Johnson was keen to learn from where other fast bowlers had gone wrong on the faster, bouncier WACA Ground track.

"I spoke to him about avoiding the pitfalls that a lot of fast bowlers tend to fall into when they come to the WACA where they will tend to bowl too short," he said.

Johnson had bowled two spells prior to his rampage late in the day, five overs from the Prindiville Stand end of the WACA Ground and seven overs from the Members End, picking up the wicket of South African opener Neil McKenzie in his fourth over, Smith in his ninth, and going for 36 from his 12.

At 6.06pm, Australian Captain Ricky Ponting tossed the ball to Johnson for his third stint at the crease, and with both Kallis and De Villiers well set and past the half century mark, the visitors were on top at 3/225.



"I remember the ball was starting to reverse swing just enough, and I thought if I could somehow get through one of that pair we might be able to turn the game around and start something going," Johnson said.

"I ended up getting both guys, and it all just clicked from there. I can tell you, it was a very exciting time."

Lillee had noticed a change in Johnson's approach in his third spell.

"You could see that his line and length was not quite right earlier in the day, but once he had worked that out and corrected it, his bowling improved dramatically and the proof was in the success that he had," he said.

Kallis and De Villiers both departed for 63, caught behind by wicket-keeper Brad Haddin. Their dismissals were almost a carbon copy, with Johnson getting the ball to move away from the right hander and finding an edge.

JP Duminy, making his Test debut after coming in as a late replacement for injured Vice Captain Ashwell Prince, was the next to go, caught down the leg side by Haddin for one. Morne Morkel (one) and Paul Harris (no score) followed in quick succession to complete the carnage inflicted by Johnson.

The parochial Western Australian crowd, in search of a new adopted hero following last summer's retirement of Adam Gilchrist, gave Johnson a well-deserved standing ovation at the end of each over and at the conclusion of the day's proceedings.

"It was crazy! Getting a standing ovation as I walked back to fine leg and as I came off the ground at the end of the day was quite special for me and an amazing feeling to have the whole ground standing up and applauding you," he said.

"It was also great to have the support of my friends and family, and to have Dennis watching on was fantastic as well."

Johnson was within reach of several records heading into day three, including the best bowling figures at the WACA Ground in a Test match, and becoming the first player to take nine wickets in a Test innings for Australia since Arthur Mailey captured 9/121 against England at the MCG in 1921.

It didn't take him long to strike that morning, removing Dale Steyn in his second over as the Proteas tailender tried to leave a short ball that clipped his gloves on the way through to Haddin.

Mark Boucher or Makhaya Ntini were all that stood in the way of Johnson and nine wickets. It was Boucher who gave him the best chance of achieving the feat, getting a top edge to an attempted pull shot. The ball skied to deep fine leg, where Brett Lee made enormous ground but just failed to clasp it in his fingertips.

Boucher was out a short time later, caught by Simon Katich at point off the bowling of Peter Siddle for 26. Johnson's shot at the record books was gone, but he held his head high with the tremendous figures of 8/61 in 24 overs.

"I joked with (Siddle) briefly about costing me a few records, but it didn't bother me too much," Johnson said.

"It's always great when a fellow fast bowler is getting wickets as well. It's a team sport, and that's why we play. We enjoy each other's company and we enjoy each other's success.

"I had tried the shorter one to Boucher and he got a top edge. Unfortunately he got away with it, but these things happen and I wasn't too disappointed."

The comparisons with Lillee and Ambrose were made fairly quickly after the event, and Johnson described it as a surreal feeling.

"I have got a long way to go and have a lot of hard work ahead of me to be anywhere near those guys' ability, but hopefully one day I can make a name for myself just as those before me have done," he said.

Lillee is in no doubt that Johnson has what it takes to sit beside international cricket's elite performers.

"I wish I was bowling that well when I was only five minutes into Test cricket," he said.

"Mitch has come into Test cricket as a mature bowler, and that was demonstrated in that performance. He carried on his form in the return series in South Africa, not only with the ball but with the bat as well.

"He definitely could one day go down as one of the finest all-rounders that Australia has ever produced."

Johnson claimed another three wickets in South Africa's second innings to give him a ten wicket match haul for the first time in his short career. It would ensure his name would sit on the honour boards housed in the WACA Ground change rooms.

"I had always looked up and noticed the great names of Australian cricket like Glenn McGrath and Shane Warne that have taken five wickets in an innings on the WACA Ground," he said.

"Now my name will go up on that board as well, and that's quite exciting for me and I will be extremely proud to see it alongside those guys."

Unfortunately for Johnson and for Australia, his heroics did not result in a victory as a record-breaking run chase of 414 - the second highest in Test history and the greatest on Australian soil - saw the Proteas go one-up in the three-match series with a six wicket win.

"That first innings was a dream and we performed exceptionally well as a team, but it was a great shame that we let the game slip away in the second innings," he said.

"You have your personal goals, but at the end of the day you want to win as a team, so it was disappointing for us to get beaten, but I can look back on that match and still be proud."

## IN HIS WORDS

Mitchell Johnson runs through the wickets that fell late on the second day.

### **AB DE VILLIERS - 6:16PM**

**c Haddin b Johnson 63**

### **JACQUES KALLIS - 6:26PM**

**c Haddin b Johnson 63**

"I had spoken to Dennis (Lillee) before the match and we had talked about the right line and length that I needed to bowl to get the batsmen playing more, and that was in the back of my mind at the time.

"Those two deliveries were quite similar, with the ball just going away from the right handed batsmen, and I guess the thing that I realised after getting De Villiers was the fuller length I needed to bowl to attract a drive.

"Fortunately this was one of those days where everything was going to come off."

### **JP DUMINY - 6:34PM**

**c Haddin b Johnson 1**

"It would have been very nerve racking for him to come out on debut late on day two. We hadn't seen too much of him so our plan was to bowl a few short ones at him to see how he handled it, and obviously it came off as we managed to get him out with a short ball that he gloved and Brad Haddin took a great catch down the leg side.

"There was a bit of controversy over whether he (Duminy) actually got a glove on the ball or not, but we all thought it came off the glove and that's why we appealed and fortunately the umpire gave him out.

"Our plan worked and it is always pleasing when that happens."

### **MORNE MORKEL - 6:45PM**

**c Krejza b Johnson 1**

"He was probably expecting to be peppered with some short balls, and I gave him a few shorter ones to start with, but then I thought I would try my luck at throwing in a slower one to see how he handled it.

"I was actually hoping to wrap him on the pads and get him out lbw but he managed to get a thick outside edge that popped up to Jason Krejza at mid off, so I was pretty happy about that one as well."

### **PAUL HARRIS - 6:49PM**

**c Krejza b Johnson 0**

"I started over the wicket to him and he was letting the ball go pretty easily, so after seeing a few balls like that I decided to come around the wicket to try to angle the ball into him and maybe bowl him around middle and off stump.

"I ended up getting it a bit too straight, but fortunately he managed to flick it straight to Krejza at short fine leg.

"That was a lucky one I think, but you tend to get those every now and then when things are going well for you, and I think us fast bowlers need a bit of help from time to time so I'll certainly take it when it's there."



## FORD RANGER CUP HITS BUNBURY



Match Referee Terry Prue, umpires Mick Martell and Ian Lock, Captains Graham Manou (SA) and Brett Dorey (WA) with Bunbury Mayor David Smith.

History was made on Sunday 8 February 2009 when the Retravision Warriors clashed with the South Australian Redbacks in a Ford Ranger Cup match at Hands Memorial Oval in Bunbury.

Bunbury had played host to touring cricket teams in the past, with the likes of the West Indies and the MCC taking on the WA Country XI at the Recreation Ground in years gone by, but this would be the first time that the Warriors had played a home interstate limited-overs fixture away from the WACA Ground.

The thriving metropolis of Bunbury, home to over 50,000 residents, has long boasted a strong cricket background, having won three of the past four CSBP Country Week titles and producing cricketers of the calibre of former Zimbabwe Test batsman Murray Goodwin. Former Australian cricketer Ken Macleay is another product of the South West.

Under glorious sunshine, over 3,000 fans enjoyed the festivities, which included a kids activity corner at the north eastern end of the ground and a sausage sizzle on the southern side. Those in the corporate marquees had a spectacular view of the action close to the boundary rope, and 76 WACA Members boarded a specially chartered bus on the morning of the game to ensure they would be a part of history in the South West region of WA.

The match was the culmination of a week-long celebration of cricket in the region. In the days preceding the main event, Retravision Warriors players joined Western Power Regional Cricket Officers in conducting numerous coaching clinics at schools and cricket clubs across the South West, and a quiz night at Chamber House in Bunbury raised funds for junior cricket in the region.

On the eve of the game, a "Coach the Coaches" session was held at Hands Oval featuring Warriors Assistant Coach Trevor Penney and Western Power South West Regional Cricket Officer Andy Cottam, and a special MILO in2CRICKET demonstration took place during the lunch break of the Warriors-Redbacks match.

While history was being created off the field, there was a landmark occasion on field as well, with 17-year old Mitchell Marsh making his Retravision Warriors debut. He would become the youngest man to play one day domestic cricket in Australia, and was also WA's youngest debutante for over 70 years.

There was drama on the morning of the match when Retravision Warriors Captain Marcus North was forced to withdraw from the game after receiving a knock to the hand during a net session the previous day. With North's deputy Adam Voges already out of the team due to commitments with the Australian one day side, paceman Brett Dorey was given the opportunity to lead his state for the first time.

The Warriors would be soundly beaten by the Redbacks, falling to an eight wicket defeat. There was some consolation with Aaron Heal claiming Man of the Match honours following an impressive all-round display. He struck four boundaries and three sixes on his way to a maiden domestic half century (an even 50), and took 1/23 in five overs with the ball.

But the result did little to dampen the enthusiasm of those on hand, and the event was given a rousing tick of approval from all parties involved, ensuring top level cricket would continue to be a feature in the South West in the coming years.





Smack 'em around  
the paddock.

Anything for a Masters®



**Masters®. Proud sponsors of the Warriors.**



**W**olverhampton Wanderers FC called the WACA Ground home during a pre-season trip to Perth prior to the commencement of their 2009-10 English Premier League campaign.

Wolves, led by former Ireland player and manager Mick McCarthy, were in town to play matches against A-League clubs Perth Glory and North Queensland Fury, and used the home of cricket in Western Australia as a training base throughout their ten-day visit.

Wolves supporters from Perth and abroad joined local football lovers in attending the team's training sessions, and the players and coaching staff obliged with autograph and photo opportunities at the end of each of their runs on the WACA Ground.

The Wolves also claimed pre-Ashes bragging rights for England after they defeated the Retravision Warriors in a light-hearted six-a-side cricket match on the hallowed WACA turf.

The visitors made the most of some generous match rules, including a ten run penalty to the Warriors for any wicket lost whilst batting, to pass the victory target of 54 with four balls to spare.

The visit was hailed a complete success, with Wolves Captain Jody Craddock declaring the WACA Ground surface to be up with the best in the English Premier League.

McCarthy was also full of praise for the WACA's facilities and claimed the trip to be the best pre-season tour he had ever experienced - a bold statement given his 30 years at the top level in England and Ireland.



## WEET-BIX SHEFFIELD SHIELD



The Sheffield Shield returned as Australia's interstate first class cricket trophy in 2008-09, with the support of Weet-Bix. It was exactly a decade after Tom Moody had lifted the cherished prize at the Gabba when WA upset Queensland to win their 15th title.

This year's crop of Retravision Warriors were eager to make sure they "retained" the Weet-Bix Sheffield Shield, and they started with great promise by notching outright wins in the first two games against New South Wales and Tasmania.

However the season quickly became challenging as the Warriors lost key personnel to injury or national duty, while others battled issues with form. But the Warriors remained in contention for a place in the final up until the last two games of the season before finishing in fifth place on 20 points, two clear of defending champions New South Wales, and eight behind second-placed Queensland.

With eight players making their first class debut, the 2008-09 season could also be viewed as a changing of the guard for the Warriors following the retirement and departure of several key players.

One of the debutantes to make their mark in the interstate arena was Wes Robinson. Given his opportunity after several seasons of consistent form in the WACA's District competition, the left-hander showed great maturity to be the second highest run-scorer for the Warriors, with 531 in seven matches at an average of 37.92, and a highest score of 141 coming against South Australia at the Adelaide Oval in November.

Captain Marcus North was the shining light in the Warriors' batting line-up, scoring 505 runs in seven games at an average of 38.84, including centuries in both innings (103 & 141) against Victoria at the WACA Ground - going into the record books as the first Western Australian to achieve the feat on two occasions. His handy off-spin yielded eight first class wickets at the respectable average of 34.50, and played a major role in his ascension to the Australian Test team.

Luke Pomersbach took on the challenge of batting at number three at the beginning of the summer, and despite a move down the order later in the season, the free-scoring left-hander managed to peel off 621 runs, with two centuries and four half-centuries.

But the highlight was undoubtedly the efforts of pace duo Brett Dorey and Steve Magoffin, who topped the Weet-Bix Sheffield Shield wicket-takers list with 42 and 38 respectively. Whether it was putting the Warriors on top or dragging their team back into the contest, their lion-hearted performances stamped themselves as bowlers of immense quality. Magoffin received a well-deserved call-up as cover on Australia's VB Tour of South Africa, while Dorey took out the Players Choice and Excalibur honours at the WACA Premier Cricket Awards.

With young players that have enjoyed valuable experience at first class level, and others that will be keen to either build on their 2008-09 performances or make amends for a frustrating summer, the Retravision Warriors will be confident of a much improved showing in the four day format next season.

	MAT	WON	LOST	TIED	DRAW	ABAN	PTS	QUOTIENT	FOR	AGAINST
Victoria	10	6	0	0	4	0	44	1.52	5590/127	5067/175
Queensland	10	4	5	0	1	0	28	0.949	4837/164	4877/157
South Australia	10	4	3	0	3	0	26	1.064	5664/145	5875/160
Tasmania	10	4	5	0	1	0	26	0.881	4325/177	4716/170
<b>Western Australia</b>	<b>10</b>	<b>3</b>	<b>5</b>	<b>0</b>	<b>2</b>	<b>0</b>	<b>20</b>	<b>0.836</b>	<b>4636/170</b>	<b>4761/146</b>
New South Wales	10	2	5	0	3	0	18	0.878	5151/153	4907/128



## AVERAGES

### BATTING

Player	M	Inn	NO	Runs	H.S	Avg	SR	100	50	0	Ct	St
PJ Davis	1	2	1	39	37	39.00	34.21	-	-	-	-	-
MJ North	7	14	1	505	141	38.85	43.61	2	2	3	11	-
SJ Magoffin	9	15	5	381	79	38.10	48.47	-	3	2	3	-
WM Robinson	7	14	-	531	141	37.93	36.65	1	3	1	3	-
DC Bandy	5	10	1	322	87*	35.78	47.08	-	2	1	5	-
AK Heal	2	3	1	71	66	35.50	56.35	-	1	-	-	-
LA Pomersbach	10	20	2	621	144	34.50	67.94	2	4	3	8	-
TP Doropoulos	4	7	1	168	58*	28.00	51.85	-	1	1	2	-
SE Marsh	4	8	1	167	74*	23.86	36.87	-	1	-	2	-
AC Voges	10	19	1	409	80*	22.72	49.22	-	3	3	23	-
JP Mangan	3	5	-	110	38	22.00	28.72	-	-	-	-	-
L Ronchi	7	12	1	233	49	21.18	64.72	-	-	1	27	2
BR Dorey	10	15	1	244	39	17.43	45.35	-	-	1	6	-
LM Davis	7	14	-	243	41	17.36	55.61	-	-	1	7	-
LJC Towers	3	6	-	101	48	16.83	26.51	-	-	1	-	-
TP Kelly	3	4	2	32	26	16.00	17.97	-	-	-	1	-
MP Stoinis	2	4	-	52	27	13.00	46.85	-	-	1	1	-
DN Porter	3	5	1	44	18*	11.00	24.86	-	-	1	3	-
MA Johnson	3	5	-	51	34	10.20	37.23	-	-	1	7	1
CJ Simmons	1	2	-	18	10	9.00	39.13	-	-	-	-	-
BM Edmondson	5	8	3	10	10*	2.00	18.18	-	-	5	2	-
BA Knowles	1	1	1	0	0*	-	0.00	-	-	-	-	-
AW Crawford	3	3	3	8	6*	-	33.33	-	-	-	2	-

### BOWLING

Player	M	Overs	Mdns	Runs	Wkts	Avg	5	10	Best	SR	RPO
LM Davis	7	1.0	-	6	1	6.00	-	-	1/6	6.00	6.00
SJ Magoffin	9	331.3	99	869	38	22.87	1	1	6/66	52.34	2.62
BR Dorey	10	365.3	102	1013	42	24.12	4	1	6/28	52.21	2.77
PJ Davis	1	30.0	6	99	4	24.75	-	-	3/48	45.00	3.30
AC Voges	10	82.2	18	245	9	27.22	-	-	4/97	54.89	2.98
DC Bandy	5	52.3	15	144	5	28.80	-	-	3/24	63.00	2.74
AW Crawford	3	68.5	19	223	7	31.86	-	-	3/36	59.00	3.24
WM Robinson	7	43.4	6	162	5	32.40	-	-	2/26	52.40	3.71
MJ North	7	105.4	18	276	8	34.50	-	-	3/51	79.25	2.61
BA Knowles	1	30.0	9	85	2	42.50	-	-	2/85	90.00	2.83
DN Porter	3	69.0	20	261	6	43.50	-	-	2/27	69.00	3.78
LA Pomersbach	10	9.0	1	48	1	48.00	-	-	1/29	54.00	5.33
TP Doropoulos	4	26.0	1	113	2	56.50	-	-	1/9	78.00	4.35
BM Edmondson	5	107.0	18	403	7	57.57	-	-	3/55	91.71	3.77
JP Mangan	3	42.0	7	158	2	79.00	-	-	2/102	126.00	3.76
AK Heal	2	86.0	17	270	3	90.00	-	-	2/157	172.00	3.14
TP Kelly	3	75.0	15	246	2	123.00	-	-	1/46	225.00	3.28

## WESTERN AUSTRALIA v NEW SOUTH WALES

Played at the WACA Ground, 10-13 October 2008

Umpires: AR Craig and RL Parry

Toss won by: Western Australia

Result: Western Australia won by 8 wickets

Player of the Match: SJ Magoffin

### NEW SOUTH WALES BATTING

GJ Mail	c Marsh b Dorey	10	(2) c Dorey b North	77
PJ Hughes	c North b Magoffin	4	(1) c Ronchi b Magoffin	0
PJ Forrest	c Ronchi b Doropoulos	16	c Ronchi b North	35
MC Henriques	c Pomersbach b Crawford	1	(5) lbw b Kelly	13
DJ Thornely*	lbw b Crawford	4	(6) c Voges b Crawford	97
SPD Smith	b Magoffin	4	(7) b Magoffin	0
GM Lambert	c Ronchi b Magoffin	37	(8) c Ronchi b Magoffin	32
DLR Smith	c Ronchi b Magoffin	28	(9) c Doropoulos b Magoffin	30
B Casson	c Kelly b Crawford	0	(4) c Voges b Magoffin	2
NW Bracken	b Dorey	63	c Davis b Magoffin	12
MA Cameron	not out	5	not out	2
SUNDRIES	(lb 5)	5	(b 1, lb 7, w 1, nb 1)	10

**TOTAL: 177 310**

FOW: 15, 17, 24, 30, 36, 48, 82,  
97, 135, 177

FOW: 0, 59, 64, 95, 173, 175, 256, 276,  
300, 310

### WESTERN AUSTRALIA BOWLING

	O	M	R	W	O	M	R	W
SJ Magoffin	19	7	36	4	26.1	9	66	6
BR Dorey	15.2	3	42	2	26	8	73	0
TP Kelly	10	3	37	0	18	6	46	1
AW Crawford	8	0	36	3	20	8	59	1
TP Doropoulos	2	0	9	1				
MJ North	3	1	11	0	23	6	48	2
AC Voges	1	0	1	0	3	1	10	0

### WESTERN AUSTRALIA BATTING

SE Marsh	c Hughes b Bracken	25	(2) not out	74
LM Davis	c SPD Smith b Lambert	30	(1) lbw b Lambert	41
LA Pomersbach	lbw b Cameron	23	c Lambert b Cameron	78
MJ North*	lbw b Thornely	24	not out	16
TP Kelly	c Hughes b SPD Smith	26		
AC Voges	c DLR Smith b Lambert	17		
TP Doropoulos	b Lambert	41		
L Ronchi	b Bracken	18		
SJ Magoffin	c DLR Smith b Lambert	22		
BR Dorey	b Lambert	15		
AW Crawford	not out	2		
SUNDRIES	(b 4, lb 18)	22	(lb 8, w 6, nb 1)	15

**TOTAL: 265 2 for 224**

FOW: 34, 63, 106, 106, 128, 204, 208,  
244, 256, 265

FOW: 79, 191

### NEW SOUTH WALES BOWLING

	O	M	R	W	O	M	R	W
NW Bracken	30	11	48	2	15	5	35	0
MA Cameron	20	6	56	1	16	4	65	1
GM Lambert	21	3	82	5	9	0	41	1
DJ Thornely	9	4	13	1	4	1	22	0
B Casson	5	2	14	0	1	0	3	0
GJ Mail	4	2	14	0	5	0	21	0
SPD Smith	3	1	16	1	4.5	0	29	0

## WESTERN AUSTRALIA v TASMANIA

Played at the WACA Ground, 19-22 October 2008

Umpires: MD Martell and PR Reiffel

Toss won by: Western Australia

Result: Western Australia won by 4 wickets

Player of the Match: SJ Magoffin

### TASMANIA BATTING

RJG Lockyear	b Magoffin	1	c Voges b Crawford	77
MG Dighton	c Davis b Dorey	8	c Marsh b Dorey	4
TR Birt	c Davis b Magoffin	0	c Dorey b Edmondson	13
GJ Bailey	c & b Voges	71	c Dorey b North	38
DJ Marsh*	c Ronchi b Edmondson	12	c & b North	22
TD Paine	c Ronchi b Doropoulos	43	c Ronchi b Edmondson	54
LR Butterworth	c Crawford b Voges	11	c Ronchi b Edmondson	37
B Geeves	not out	21	lbw b Crawford	8
XJ Doherty	b Voges	4	lbw b North	7
BW Hilfenhaus	c Edmondson b Magoffin	0	c Crawford b Magoffin	3
TP Macdonald	c Voges b Edmondson	4	not out	15
SUNDRIES	(lb 9, nb 3)	12	(b 8, lb 4, w 2)	14

**TOTAL: 187 292**

FOW: 14, 14, 14, 49, 142, 157, 161,  
166, 169, 187

FOW: 34, 80, 118, 151, 164, 240, 259,  
263, 270, 292

### WESTERN AUSTRALIA BOWLING

	O	M	R	W	O	M	R	W
SJ Magoffin	17	8	31	3	26.2	14	41	1
BR Dorey	15	4	34	1	25	6	55	1
BM Edmondson	15.2	5	39	2	18	3	55	3
AW Crawford	9	3	29	0	20	6	54	2
LA Pomersbach	2	0	6	0				
TP Doropoulos	5	0	24	1	3	0	14	0
MJ North	2	1	3	0	25	4	51	3
AC Voges	7	3	12	3	10	3	10	0

### WESTERN AUSTRALIA BATTING

SE Marsh	c Birt b Geeves	5	(2) c Marsh b Butterworth	30
LM Davis	lbw b Geeves	5	(1) lbw b Geeves	19
LA Pomersbach	c Hilfenhaus b Geeves	15	c Marsh b Geeves	2
MJ North*	c Birt b Hilfenhaus	3	c Paine b Geeves	47
AC Voges	b Geeves	69	c Bailey b Macdonald	15
SJ Magoffin	c Birt b Lockyear	79	(8) not out	2
TP Doropoulos	lbw b Butterworth	34	(6) not out	58
L Ronchi	c Paine b Geeves	40	(7) c Bailey b Geeves	0
BR Dorey	c Paine b Hilfenhaus	23		
BM Edmondson	lbw b Hilfenhaus	0		
AW Crawford	not out	0		
SUNDRIES	(lb 2, w 5, nb 3)	10	(b 14, lb 4, w 3, nb 3)	24

**TOTAL: 283 6 for 197**

FOW: 10, 23, 26, 33, 140, 219, 227,  
283, 283, 283

FOW: 46, 54, 62, 96, 176, 178

### TASMANIA BOWLING

	O	M	R	W	O	M	R	W
BW Hilfenhaus	22	5	66	3				
B Geeves	23.1	5	76	5	23	7	62	4
TP Macdonald	10	2	35	0	11	1	48	1
LR Butterworth	11	2	47	1	13	4	35	1
XJ Doherty	12	3	37	0	10	2	31	0
DJ Marsh	2	0	9	0				
RJG Lockyear	7	4	11	1	2	0	3	0

## WESTERN AUSTRALIA v QUEENSLAND

Played at the WACA Ground, 31 October - 3 November 2008  
Umpires: IH Lock and MD Martell  
Toss won by: Western Australia  
Result: Queensland won by 127 runs  
Player of the Match: AA Noffke

### QUEENSLAND BATTING

RA Broad	c North b Magoffin	0	(2) c & b Voges	118
GD Moller	c Voges b Magoffin	2	(1) c North b Dorey	1
CT Perren	c North b Robinson	58	c Ronchi b Magoffin	3
A Symonds	b Magoffin	43	b Dorey	1
LA Carseldine	c Pomersbach b North	39	lbw b Dorey	67
JR Hopes	c Ronchi b PJ Davis	23	c Ronchi b Dorey	17
CP Simpson*	c LM Davis b Robinson	0	c Ronchi b Magoffin	2
AA Noffke	b PJ Davis	16	c Pomersbach b PJ Davis	40
CD Hartley	c Magoffin b PJ Davis	6	not out	50
RJ Harris	not out	10	not out	4
CR Swan	c North b Dorey	4		
SUNDRIES	(lb 5, w 1, nb 1)	7	(b 4, lb 8, w 1, nb 5)	18

**TOTAL: 208** **8 dec for 321**

FOW: 0, 3, 81, 148, 150, 150, 181,  
187, 195, 208

FOW: 5, 25, 32, 196, 215, 220, 234, 293

### WESTERN AUSTRALIA BOWLING

	O	M	R	W	O	M	R	W
SJ Magoffin	17	7	23	3	25	8	55	2
BR Dorey	19.4	8	42	1	28	7	75	4
BM Edmondson	10.5	4	25	0	13	3	58	0
PJ Davis	15	4	48	3	15	2	51	1
WM Robinson	9	2	26	2	3.4	0	10	0
MJ North	4.1	0	11	1	15	3	47	0
TP Doropoulos	6	0	28	0				
AC Voges					5	2	13	1

### WESTERN AUSTRALIA BATTING

LM Davis	c Perren b Harris	32	(2) lbw b Noffke	2
WM Robinson	b Noffke	0	(1) c Symonds b Noffke	16
SJ Magoffin	c Simpson b Harris	0	(9) c Hartley b Swan	34
LA Pomersbach	c Hartley b Noffke	0	b Harris	104
MJ North*	c Simpson b Hopes	94	c Hartley b Noffke	0
AC Voges	c Simpson b Harris	9	c Perren b Harris	3
TP Doropoulos	lbw b Symonds	20	c Hartley b Harris	8
L Ronchi	c Hartley b Harris	2	c sub (NJ Reardon) b Simpson	6
BR Dorey	c Hartley b Hopes	1	(10) c Hartley b Swan	5
PJ Davis	lbw b Noffke	37	(11) not out	2
BM Edmondson	not out	0	(3) c Symonds b Noffke	0
SUNDRIES	(b 4, lb 6, w 1)	11	(b 4, lb 10, nb 2)	16

**TOTAL: 206** **196**

FOW: 25, 26, 33, 33, 66, 101, 104,  
111, 202, 206

FOW: 3, 80, 80, 98, 106, 127, 189,  
189, 196

### QUEENSLAND BOWLING

	O	M	R	W	O	M	R	W
AA Noffke	24	12	51	3	15	6	27	4
RJ Harris	29	9	67	4	16	7	55	3
JR Hopes	14.1	2	34	2	14	4	37	0
CR Swan	11	3	27	0	8	3	19	2
A Symonds	3	1	6	1				
CP Simpson	2	0	5	0	8	1	18	1
LA Carseldine	2	0	6	0	2	0	26	0

## SOUTH AUSTRALIA v WESTERN AUSTRALIA

Played at Adelaide Oval, 10-13 November 2008  
Umpires: SD Fry and JD Ward  
Toss won by: Western Australia  
Result: Match drawn  
Player of the Match: M Klinger

### WESTERN AUSTRALIA BATTING

LM Davis	c Klinger b Cullen	39	(2) st Manou b George	0
WM Robinson	c Ferguson b O'Brien	141	(1) lbw b Wise	6
LA Pomersbach	lbw b Cullen	0	c Wise b Cullen	144
MJ North*	c Borgas b George	2	(5) c Cullen b George	50
AC Voges	c Klinger b Cullen	28	(4) c Klinger b Wise	0
TP Doropoulos	c Manou b Cleary	0	lbw b O'Brien	7
L Ronchi	c Manou b Cleary	49	not out	31
AK Heal	lbw b Wise	2	not out	3
SJ Magoffin	c Klinger b George	26		
BR Dorey	c Smith b O'Brien	19		
TP Kelly	not out	1		
SUNDRIES	(b 1, lb 1)	2	(lb 6)	6

**TOTAL: 309** **6 for 247**

FOW: 68, 68, 83, 146, 147, 221, 230,  
275, 304, 309

FOW: 0, 22, 22, 196, 203, 228

### SOUTH AUSTRALIA BOWLING

	O	M	R	W	O	M	R	W
AB Wise	22	4	62	1	13	6	24	2
PR George	22	4	63	2	15	4	59	2
MF Cleary	29	10	75	2	7	3	16	0
DJ Cullen	41	11	91	3	23	4	101	1
AW O'Brien	10	2	16	2	18	5	41	1

### SOUTH AUSTRALIA BATTING

JD Smith	c North b Dorey	15
TLW Cooper	run out (Dorey)	10
M Klinger	c North b Dorey	255
CJ Borgas	c Ronchi b Kelly	105
CJ Ferguson	c Doropoulos b Heal	13
GA Manou*	st Ronchi b Voges	23
AW O'Brien	c Dorey b Davis	24
MF Cleary	c Pomersbach b Dorey	10
DJ Cullen	run out (Pomersbach)	0
AB Wise	not out	0
PR George	did not bat	
SUNDRIES	(b 5, lb 6, w 1, nb 12)	24

**TOTAL: 479**

FOW: 27, 28, 293, 324, 379, 434,  
474, 479, 479

### WESTERN AUSTRALIA BOWLING

	O	M	R	W	O	M	R	W
BR Dorey	27.2	8	68	3				
SJ Magoffin	32	7	92	0				
WM Robinson	3	0	8	0				
TP Kelly	31	4	81	1				
AK Heal	43	9	113	1				
MJ North	7	2	12	0				
TP Doropoulos	10	1	38	0				
AC Voges	14	2	50	1				
LM Davis	1	0	6	1				

## WESTERN AUSTRALIA v VICTORIA

Played at the WACA Ground, 21-24 November 2008

Umpires: AR Craig and JD Ward

Toss won by: Victoria

Result: Victoria won by 6 wickets

Player of the Match: CJL Rogers

### WESTERN AUSTRALIA BATTING

SE Marsh	c Wright b Nannes	1	c & b Wright	15
LM Davis	c Pattinson b White	18	(7) lbw b Wright	1
LA Pomersbach	c Wade b Siddle	2	c Wade b Wright	2
MJ North*	lbw b Wright	103	c Hussey b Wright	141
AC Voges	c Wade b Siddle	0	lbw b Wright	52
DC Bandy	c Hussey b Pattinson	36	c Rogers b Nannes	48
L Ronchi	c Wade b Pattinson	9	(2) c Wade b Nannes	13
SJ Magoffin	c Wade b Pattinson	14	not out	66
BR Dorey	c Jewell b Wright	17	c Jewell b White	39
TP Kelly	c Wade b Wright	5	not out	0
AW Crawford	not out	6		
SUNDRIES	(b 1, lb 16, w 3, nb 8)	28	(b 8, lb 8, w 7, nb 4)	27

**TOTAL: 239** **8 dec for 404**

FOW: 1, 13, 23\*, 29, 110, 124, 172, 207, 207, 225, 239 FOW: 19, 22, 50, 164, 283, 285, 286, 399

### VICTORIA BOWLING

	O	M	R	W	O	M	R	W
DG Wright	29.4	11	51	3	32	12	53	5
DP Nannes	0.1	0	2	1	25	6	104	2
PM Siddle	24.5	4	71	2	20	3	81	0
JL Pattinson	20	6	43	3	11	0	54	0
AB McDonald	7	2	9	0				
RJ Quiney	9	3	22	0	10	0	42	0
CL White	6	0	17	1	12	1	40	1
DJ Hussey	2	0	7	0	5	0	14	0

### VICTORIA BATTING

CJL Rogers	c Ronchi b Magoffin	115	(2) not out	147
N Jewell	c sub b Dorey	2	(1) c Voges b Magoffin	0
RJ Quiney	c Bandy b Dorey	5	c Ronchi b Dorey	18
DJ Hussey	c Ronchi b Dorey	8	c Ronchi b Dorey	87
CL White*	c Bandy b Dorey	47	c Pomersbach b Dorey	0
AB McDonald	c Voges b Magoffin	0	not out	60
MS Wade	st Ronchi b North	68		
DG Wright	c Ronchi b Dorey	0		
JL Pattinson	c Ronchi b Crawford	5		
PM Siddle	c Voges b North	38		
DP Nannes	not out	8		
SUNDRIES	(b 6, lb 11, w 3, nb 10)	30	(b 1, lb 2, w 1, nb 5)	9

**TOTAL: 326** **4 for 321**

FOW: 5, 44, 66, 188, 188, 210, 210, 215, 280, 326 FOW: 0, 45, 213, 213

### WESTERN AUSTRALIA BOWLING

	O	M	R	W	O	M	R	W
SJ Magoffin	19	3	55	2	18	3	91	1
BR Dorey	26	2	104	5	20	4	75	3
TP Kelly	10	2	55	0	6	0	27	0
AW Crawford	11.5	2	45	1				
DC Bandy	4	0	27	0	5	1	27	0
MJ North	5.3	1	23	2	19	0	63	0
AC Voges					4.5	0	35	0

## VICTORIA v WESTERN AUSTRALIA

Played at Melbourne Cricket Ground, 15-18 December 2008

Umpires: IH Lock and AP Ward

Toss won by: Victoria

Result: Victoria won by 8 wickets

Player of the Match: DG Wright

### WESTERN AUSTRALIA BATTING

SE Marsh	c Nannes b Wright	16	(2) c Wade b Nannes	1
WM Robinson	c White b Wright	20	(1) run out (Quiney)	15
DC Bandy	lbw b McDonald	66	c Hodge b McKay	40
MJ North*	c McDonald b Wright	5	lbw b Nannes	0
LA Pomersbach	c & b Wright	3	c Rogers b McKay	9
AC Voges	lbw b McKay	4	lbw b Nannes	32
L Ronchi	c Wade b Nannes	32	c Wade b McDonald	15
JP Mangan	c White b Nannes	24	c Wade b McDonald	10
SJ Magoffin	c Wade b McKay	9	not out	3
BR Dorey	b Nannes	24	c Wade b McDonald	0
BM Edmondson	not out	0	lbw b McDonald	0
SUNDRIES	(b 5, lb 3)	8	(b 9, lb 4, w 2)	15

**TOTAL: 211** **140**

FOW: 27, 40, 77, 91, 106, 136, 160, 178, 210, 211 FOW: 1, 63, 63, 77, 84, 107, 133, 139, 140, 140

### VICTORIA BOWLING

	O	M	R	W	O	M	R	W
DG Wright	25	11	42	4	13.0	3	27	0
DP Nannes	23.2	5	71	3	18.0	6	44	3
CJ McKay	20	8	40	2	12.0	6	18	2
AB McDonald	12	3	34	1	10.2	1	38	4
CL White	7	1	16	0				

### VICTORIA BATTING

CJL Rogers	b Magoffin	15	(2) not out	25
N Jewell	c Voges b Dorey	4	(1) c North b Magoffin	10
BJ Hodge	b Edmondson	10	c Bandy b Magoffin	20
DJ Hussey	b Bandy	15	not out	1
CL White*	lbw b Robinson	51		
AB McDonald	c Ronchi b Dorey	60		
RJ Quiney	c Voges b Robinson	11		
MS Wade	lbw b Dorey	1		
DG Wright	c Robinson b Bandy	60		
CJ McKay	c Magoffin b Bandy	45		
DP Nannes	not out	0		
SUNDRIES	(b 1, lb 12, nb 11)	24	(nb 2)	2

**TOTAL: 296** **2 for 58**

FOW: 23, 23, 39, 59, 166, 176, 184, 193, 293, 296 FOW: 10, 51

### WESTERN AUSTRALIA BOWLING

	O	M	R	W	O	M	R	W
SJ Magoffin	22	3	76	1	6	1	33	2
BR Dorey	19	4	68	3	5	0	25	0
BM Edmondson	7	0	36	1				
DC Bandy	7.3	1	24	3				
WM Robinson	10	0	60	2				
JP Mangan	3	1	13	0				
MJ North	1	0	6	0				

## QUEENSLAND v WESTERN AUSTRALIA

Played at the Gabba, 30 January - 2 February 2009

Umpires: SD Fry and RL Parry

Toss won by: Western Australia

Result: Western Australia won by 6 wickets

Player of the Match: BR Dorey

### QUEENSLAND BATTING

NJ Kruger	c Ronchi b Dorey	0	(2) c Voges b Magoffin	12
RA Broad	c Voges b Edmondson	23	(1) c Ronchi b Robinson	39
ML Love	c Voges b Magoffin	96	c North b Dorey	0
A Symonds	c Voges b Dorey	5	c Ronchi b Magoffin	3
LA Carseldine	c Edmondson b Magoffin	19	c Pomersbach b Magoffin	55
CD Hartley	c Voges b Porter	12	lbw b Dorey	9
AA Noffke	lbw b Dorey	41	c North b Dorey	0
CP Simpson*	c Voges b Dorey	4	c Robinson b Magoffin	24
RJ Harris	c North b Dorey	0	c Voges b Dorey	21
CR Swan	c Ronchi b Dorey	20	c Stoinis b Dorey	7
SH Walter	not out	9	not out	0
SUNDRIES	(lb 12, nb 6)	18	(b 4, lb 2, nb 3)	9

**TOTAL: 247 179**

FOW: 4, 32, 37, 82, 120, 213, 213,  
213, 218, 247

FOW: 15, 19, 26, 105, 122, 127, 128,  
168, 178, 179

### WESTERN AUSTRALIA BOWLING

	O	M	R	W	O	M	R	W
BR Dorey	20.2	9	28	6	18.3	3	60	5
SJ Magoffin	20	5	50	2	18	4	62	4
DN Porter	17	4	81	1	7	2	12	0
BM Edmondson	13	2	57	1	7	0	29	0
WM Robinson	5	0	18	0	2	0	10	1
MJ North	1	0	1	0				

### WESTERN AUSTRALIA BATTING

CJ Simmons	c Broad b Harris	8	(2) c Love b Swan	10
MP Stoinis	c Hartley b Harris	4	(1) c & b Noffke	21
WM Robinson	c Harris b Noffke	78	c Hartley b Carseldine	46
MJ North*	c Hartley b Harris	0	c Kruger b Harris	20
AC Voges	c Hartley b Swan	6	not out	80
LA Pomersbach	run out (Noffke)	79	not out	11
L Ronchi	b Harris	18		
DN Porter	not out	18		
SJ Magoffin	c Kruger b Carseldine	1		
BR Dorey	c Harris b Swan	12		
BM Edmondson	c & b Carseldine	0		
SUNDRIES	(lb 12)	12	(lb 4, w 1)	5

**TOTAL: 236 4 for 193**

FOW: 8, 19, 19, 30, 173, 189, 205,  
218, 235, 236

FOW: 18, 36, 84, 175

### QUEENSLAND BOWLING

	O	M	R	W	O	M	R	W
AA Noffke	18	6	44	1	9	3	43	1
RJ Harris	20	9	60	4	15	0	51	1
CR Swan	13	5	44	2	13	4	32	1
SH Walter	3	0	20	0	5	1	21	0
LA Carseldine	10.1	3	18	2	5.4	1	28	1
CP Simpson	11	1	38	0				
A Symonds					4	1	14	0

## TASMANIA v WESTERN AUSTRALIA

Played at Bellerive Oval, 16-19 February 2009

Umpires: IH Lock and MD Martell

Toss won by: Tasmania

Result: Tasmania won by 5 wickets

Player of the Match: DJ Marsh

### WESTERN AUSTRALIA BATTING

LJC Towers	run out (Geeves)	8	(2) c Bailey b Geeves	1
MP Stoinis	c Paine b Denton	27	(1) c Lockyear b Geeves	0
WM Robinson	c Wells b Butterworth	84	c Paine b Duval	18
DC Bandy	c Marsh b Butterworth	4	lbw b Butterworth	22
LA Pomersbach	st Paine b Krejza	0	(6) c Paine b Duval	10
AC Voges*	lbw b Geeves	0	(5) lbw b Duval	4
DN Porter	c Paine b Denton	7	b Duval	0
MA Johnson	c Geeves b Butterworth	3	c Marsh b Denton	9
JP Mangan	c Marsh b Butterworth	26	run out (Bailey)	12
SJ Magoffin	c Wells b Krejza	0	not out	59
BR Dorey	not out	8	c Paine b Butterworth	16
SUNDRIES	(b 8, lb 9, w 1, nb 4)	22	(b 3, lb 3, w 1, nb 10)	17

**TOTAL: 189 168**

FOW: 26, 41, 62, 67, 67, 95, 102,  
177, 177, 189

FOW: 0, 4, 46, 46, 56, 56, 71, 78, 120, 168

### TASMANIA BOWLING

	O	M	R	W	O	M	R	W
B Geeves	16	6	40	1	16	3	47	2
GJ Denton	13	4	36	2	13	3	36	1
CJ Duval	18	7	46	0	18	7	29	4
LR Butterworth	17	11	16	4	10.2	4	23	2
JJ Krejza	12	4	34	2	13	3	27	0

### TASMANIA BATTING

RJG Lockyear	c Pomersbach b Porter	12	(2) c Johnson b Magoffin	18
JW Wells	b Magoffin	0	(1) b Porter	18
AJ Doolan	b Magoffin	18	c Porter b Dorey	33
GJ Bailey	c Porter b Dorey	7	c Voges b Magoffin	36
DJ Marsh*	c Voges b Dorey	64	not out	58
TD Paine	c Johnson b Magoffin	0	c Voges b Magoffin	20
LR Butterworth	c Johnson b Porter	24	not out	7
JJ Krejza	c Johnson b Dorey	14		
B Geeves	c Johnson b Dorey	1		
GJ Denton	lbw b Dorey	1		
CJ Duval	not out	7		
SUNDRIES	(b 4, lb 6, w 1, nb 4)	15	(b 1, lb 3, nb 3)	7

**TOTAL: 163 5 for 197**

FOW: 4, 22, 46, 52, 53, 99, 138,  
140, 146, 163

FOW: 37, 37, 94, 123, 170

### WESTERN AUSTRALIA BOWLING

	O	M	R	W	O	M	R	W
SJ Magoffin	21	4	55	3	15	2	59	3
BR Dorey	23.2	8	37	5	13	5	33	1
DN Porter	15	8	27	2	12	4	48	1
WM Robinson	4	1	16	0	2	1	6	0
JP Mangan	4	1	10	0	8	0	33	0
DC Bandy	8	4	8	0	5	2	10	0
AC Voges					0.1	0	4	0

## WESTERN AUSTRALIA v SOUTH AUSTRALIA

Played at the WACA Ground, 26 February - 1 March 2009

Umpires: RL Parry and PR Reiffel

Toss won by: South Australia

Result: South Australia won by 9 wickets

Player of the Match: DJ Harris

### WESTERN AUSTRALIA BATTING

LM Davis	b Cleary	4	(2) c Smith b Cleary	24
LJC Towers	lbw b O'Brien	41	(1) c Christian b George	0
WM Robinson	c Smith b Haberfield	9	c Smith b Cleary	46
DC Bandy	c Klinger b Cleary	0	lbw b Christian	8
AC Voges*	lbw b Cleary	38	lbw b O'Brien	5
LA Pomersbach	c Manou b Christian	51	c Klinger b Christian	57
DN Porter	c Klinger b O'Brien	1	c Smith b Christian	18
MA Johnson	c Manou b Cleary	34	c Ferguson b Christian	0
SJ Magoffin	c Christian b O'Brien	24	not out	42
BR Dorey	b Christian	23	c Harris b O'Brien	21
BM Edmondson	not out	10	c Manou b Cleary	0
SUNDRIES	(b 1, lb 3, w 2, nb 2)	8	(lb 4, w 3)	7

**TOTAL: 243**

**228**

FOW: 7, 25, 26, 96, 98, 120, 159,  
207, 211, 243

FOW: 0, 29, 51, 64, 117, 164, 164, 170,  
219, 228

### SOUTH AUSTRALIA BOWLING

	O	M	R	W	O	M	R	W
MF Cleary	26	6	70	4	17.4	4	61	3
PR George	9	2	29	0	17	2	45	1
JK Haberfield	12	4	30	1	3	0	19	0
DT Christian	12	3	31	2	15	1	52	4
MJ Cosgrove	2	0	12	0	4	1	9	0
AW O'Brien	18	5	67	3	21	9	31	2
DJ Harris					2	0	7	0

### SOUTH AUSTRALIA BATTING

DJ Harris	c Johnson b Magoffin	124	(2) c Dorey b Porter	0
JD Smith	c Bandy b Dorey	48	(1) not out	15
M Klinger	c Davis b Pomersbach	47	not out	0
CJ Ferguson	c Robinson b Voges	3		
MJ Cosgrove	c Davis b Dorey	19		
GA Manou*	c Magoffin b Voges	85		
AW O'Brien	c Porter b Voges	55		
DT Christian	lbw b Porter	28		
MF Cleary	c Davis b Voges	38		
JK Haberfield	not out	5		
PR George	did not bat			
SUNDRIES	(lb 2, w 1, nb 2)	5	(nb 2)	2

**TOTAL: 457**

**1 for 17**

FOW: 85, 202, 211, 236, 248, 352,  
412, 424, 457

FOW: 4

### WESTERN AUSTRALIA BOWLING

	O	M	R	W	O	M	R	W
SJ Magoffin	30	14	44	1				
BR Dorey	31	13	86	2				
AC Voges	34.2	7	97	4				
BM Edmondson	22	2	91	0	0.5	0	13	0
DN Porter	17	2	89	1	1	0	4	1
DC Bandy	6	2	12	0				
LA Pomersbach	5	1	29	1				
WM Robinson	4	2	7	0				

## NEW SOUTH WALES v WESTERN AUSTRALIA

Played at Sydney Cricket Ground, 5-8 March 2009

Umpires: BNJ Oxenford and JD Ward

Toss won by: Western Australia

Result: Match drawn

Player of the Match: UT Khawaja

### WESTERN AUSTRALIA BATTING

LM Davis	c Smith b Cockley	25	(2) c Smith b Bracken	3
LJC Towers	c Smith b Cockley	3	(1) lbw b Starc	48
WM Robinson	run out (Thornely)	1	run out (Rohrer)	51
DC Bandy	b Starc	11	not out	87
AC Voges*	c Rohrer b Cockley	20	b Cockley	27
LA Pomersbach	c Warner b Casson	9	not out	22
MA Johnson	c Khawaja b Cockley	5		
AK Heal	c Warner b Bracken	66		
JP Mangan	c Cowan b Casson	38		
BR Dorey	c Mail b Thornely	21		
BA Knowles	not out	0		
SUNDRIES	(lb 3, nb 8)	11	(b 3, lb 2, pen 5)	10

**TOTAL: 210**

**4 for 248**

FOW: 29, 30, 36, 48, 69, 76, 85,  
175, 201, 210

FOW: 3, 90, 131, 194

### NEW SOUTH WALES BOWLING

	O	M	R	W	O	M	R	W
NW Bracken	17	7	33	1	22	10	35	1
BT Cockley	18	7	37	4	22	4	60	1
MA Starc	17	3	60	1	21	6	32	1
B Casson	13	2	65	2	25	3	89	0
DJ Thornely	10.1	5	12	1	11	5	15	0
DA Warner					2	0	7	0
GJ Mail					0.2	0	0	0

### NEW SOUTH WALES BATTING

EJM Cowan	lbw b Bandy	58
GJ Mail	st Johnson b Heal	59
BJ Rohrer	c Dorey b Bandy	34
DJ Thornely*	lbw b Knowles	56
UT Khawaja	not out	172
DA Warner	c Pomersbach b Mangan	42
DLR Smith	c Voges b Mangan	41
B Casson	c Bandy b Heal	12
NW Bracken	c Johnson b Knowles	27
MA Starc	not out	8
BT Cockley	did not bat	
SUNDRIES	(b 4, lb 7, nb 6)	17

**TOTAL: 526**

FOW: 119, 139, 174, 258, 338, 398,  
450, 509

### WESTERN AUSTRALIA BOWLING

	O	M	R	W	O	M	R	W
BR Dorey	33	10	108	0				
BA Knowles	30	9	85	2				
JP Mangan	27	5	102	2				
AK Heal	43	8	157	2				
DC Bandy	17	5	36	2				
AC Voges	3	0	13	0				
LA Pomersbach	2	0	13	0				
WM Robinson	1	0	1	0				

## FORD RANGER CUP



The Retravision Warriors' Ford Ranger Cup campaign mirrored that of 2007-08 when the team got off to an encouraging start in the competition before a mid-season slump ended hopes of making the final.

Pride was salvaged with a gritty win against reigning champions Tasmania in the last preliminary match at Bellerive Oval, enabling the Warriors to climb from the bottom of the table.

That game provided arguably the season's highlight, when the Warriors scrambled to a three wicket win with only one ball to spare thanks to a brilliant unbeaten 104 off 101 deliveries from skipper Marcus North and 36 not out to rookie Drew Porter.

Porter was one of five players that made their interstate one day debut for the Retravision Warriors in 2008-09, joining fellow all-rounders Mitchell Marsh and Justin Coetzee, wicket-keeper Michael Johnson and opening batsman Marcus Stoinis. Another two players, Craig Simmons and Brad Knowles, also had their first games in Warriors gold but had previously played Ford Ranger Cup cricket with New South Wales and Victoria respectively.

The season began with a narrow six run loss to New South Wales at home, however that was followed up with three straight wins - two rain-affected victories against Tasmania and Queensland at the WACA Ground, and a superb chase of 270 to defeat South Australia, due in large part to Adam Voges' 104 not out.


But the next five matches failed to produce a win and saw the Warriors slip to the foot of the table. The win against the Tigers prevented a wooden spoon from residing in the cabinet of the most successful team in Australian interstate limited-overs history.

North and Voges were the stand-out batsmen for the Warriors. The skipper struck 343 runs at an average of 57.17 and strike rate of 84.48, while his deputy notched up 311 runs at 44.43. Theo Doropoulos provided a highlight early in the season with a Man of the Match performance against Tasmania at the WACA Ground. His 92 from 75 balls, which included six boundaries and three sixes, took the Warriors to a four wicket win courtesy of the Duckworth/Lewis method.

Dorey's consistent season in all formats was evident in the Ford Ranger Cup, as he led the Warriors' wicket-takers with 13 at an average of 26.85. His heroic 5/48 in the match against Victoria at the MCG kept the Warriors in the hunt in a low-scoring game and fell shy of the Western Australian one day record held by David Boyd (5/15 in 1982-83). Left-arm spinner Aaron Heal staked a claim as one of the leading slow bowlers in the country by picking up 12 wickets.

In two years under Tom Moody, the Warriors have bled for the future but have yet to force their way up the Ford Ranger Cup table. They will be determined to rectify that next summer and get more wins on the board.

	MAT	WON	LOST	TIED	N/R	PTS	NET RR	FOR	AGAINST
Victoria	10	7	3	0	0	30	0.1	2209/445.4	2365/487.0
Queensland	10	6	4	0	0	30	0.838	2011/419.5	1613/408.1
South Australia	10	5	5	0	0	23	0.048	2263/465.1	2206/458.0
Tasmania	10	4	5	1	0	20	0.078	2348/440.5	2248/428.2
<b>Western Australia</b>	<b>10</b>	<b>4</b>	<b>6</b>	<b>0</b>	<b>0</b>	<b>16</b>	<b>-0.341</b>	<b>2086/443.1</b>	<b>2148/425.3</b>
New South Wales	10	3	6	1	0	15	-0.646	2080/460.4	2417/468.2



## WESTERN AUSTRALIA v NEW SOUTH WALES

Played at the WACA Ground, 8 October 2008  
Umpires: JK Brookes and RL Parry  
Toss won by: Western Australia  
Result: New South Wales won by 6 runs  
Player of the Match: MJ North

### NEW SOUTH WALES BATTING

PJ Hughes	c Ronchi b Dorey	14
PJ Forrest	st Ronchi b Heal	26
DLR Smith	c Ronchi b Edmondson	13
SPD Smith	c & b Doropoulos	11
SNJ O'Keefe	c Ronchi b Dorey	29
DJ Thornely*	c Ronchi b Bandy	16
DA Warner	c Bandy b Heal	31
GM Lambert	not out	48
NM Hauritz	c Ronchi b Magoffin	0
NW Bracken	c Pomersbach b Dorey	13
MA Cameron	not out	4
SUNDRIES	(lb 9, w 5, nb 1)	15

**TOTAL: 9 for 220 (50 overs)**

FOW: 23, 42, 62, 86, 114, 124, 164, 166, 192

### WESTERN AUSTRALIA BOWLING

	O	M	R	W
SJ Magoffin	10	1	37	1
BR Dorey	10	1	48	3
BM Edmondson	10	0	54	1
AK Heal	10	0	35	2
TP Doropoulos	4	0	14	1
DC Bandy	6	0	23	1

### WESTERN AUSTRALIA BATTING

L Ronchi	c DLR Smith b Bracken	0
SE Marsh	b Cameron	1
LA Pomersbach	c O'Keefe b Hauritz	15
MJ North*	b Cameron	95
AC Voges	c SPD Smith b Cameron	13
TP Doropoulos	c DLR Smith b Lambert	5
DC Bandy	c & b O'Keefe	24
SJ Magoffin	c DLR Smith b Hauritz	9
AK Heal	c & b Hauritz	0
BR Dorey	b Bracken	45
BM Edmondson	not out	0
SUNDRIES	(lb 3, w 4)	7

**TOTAL: 214 (49.2 overs)**

FOW: 0, 8, 24, 56, 62, 105, 123, 123, 210, 214

### NEW SOUTH WALES BOWLING

	O	M	R	W
NW Bracken	10	1	41	2
MA Cameron	9.2	2	48	3
NM Hauritz	10	2	29	3
GM Lambert	10	0	46	1
SNJ O'Keefe	5	0	27	1
SPD Smith	5	0	20	0

## WESTERN AUSTRALIA v TASMANIA

Played at the WACA Ground, 24 October 2008  
Umpires: PR Reiffel and P Wilson  
Toss won by: Western Australia  
Result: Western Australia won by 4 wickets (D/L method)  
Player of the Match: TP Doropoulos

### TASMANIA BATTING

MG Dighton	c Ronchi b Magoffin	39
TD Paine	c Ronchi b Edmondson	38
DJ Anderson	c Ronchi b Dorey	6
DJ Marsh*	st Ronchi b Heal	51
GJ Bailey	c Ronchi b Edmondson	18
TR Birt	c Pomersbach b Heal	9
MA Divin	c Pomersbach b Edmondson	19
BG Drew	c Bandy b Heal	2
B Geeves	run out (Magoffin)	7
XJ Doherty	not out	9
BW Hilfenhaus	not out	1
SUNDRIES	(lb 13, w 10)	23

**TOTAL: 9 for 222 (45 overs)**

FOW: 82, 96, 103, 145, 178, 181, 186, 206, 216

### WESTERN AUSTRALIA BOWLING

	O	M	R	W
SJ Magoffin	9	0	51	1
BR Dorey	9	1	36	1
AK Heal	9	0	39	3
BM Edmondson	9	0	47	3
DC Bandy	5	0	20	0
MJ North	4	0	16	0

### WESTERN AUSTRALIA BATTING

SE Marsh	c Marsh b Geeves	13
L Ronchi	c Anderson b Hilfenhaus	0
LA Pomersbach	c Bailey b Drew	36
MJ North*	c Marsh b Drew	4
AC Voges	c Birt b Geeves	56
TP Doropoulos	run out (Marsh)	92
DC Bandy	not out	7
BR Dorey	not out	0
AK Heal		
SJ Magoffin		
BM Edmondson		
SUNDRIES	(lb 5, w 4)	9

**TOTAL: 6 for 217 (42.2 overs - target revised to 212 from 43 overs)**

FOW: 17, 21, 32, 73, 196, 211

### TASMANIA BOWLING

	O	M	R	W
B Geeves	9	1	35	2
BW Hilfenhaus	9	2	21	1
BG Drew	7.2	0	59	2
MA Divin	9	0	55	0
XJ Doherty	4	0	22	0
DJ Marsh	4	0	20	0

## WESTERN AUSTRALIA v QUEENSLAND

Played at the WACA Ground, 5 November 2008  
 Umpires: AR Craig and IH Lock  
 Toss won by: Western Australia  
 Result: Western Australia won by 5 wickets (D/L method)  
 Player of the Match: LM Davis

### QUEENSLAND BATTING

CT Perren	c Bandy b Kelly	39
RA Broad	c Voges b Dorey	1
LA Carseldine	c Dorey b Kelly	54
A Symonds	c Pomersbach b Heal	3
GD Moller	st Ronchi b Heal	8
CP Simpson*	c Heal b Kelly	16
NJ Reardon	run out (North)	0
CD Hartley	not out	5
RJ Harris	not out	0
CR Swan		
B Laughlin		
SUNDRIES	(b 10, lb 1, w 2, nb 1)	14

**TOTAL: 7 for 140 (25 overs)**

FOW: 2, 76, 87, 108, 135, 135, 136

### WESTERN AUSTRALIA BOWLING

	O	M	R	W
SJ Magoffin	6	2	26	0
BR Dorey	4	0	23	1
TP Kelly	5	0	31	3
AK Heal	6	1	21	2
DC Bandy	4	0	28	0

### WESTERN AUSTRALIA BATTING

L Ronchi	c Symonds b Harris	14
LM Davis	c Perren b Reardon	54
LA Pomersbach	run out (Moller/Hartley)	6
MJ North*	run out (Perren)	42
AC Voges	c & b Harris	10
TP Doropoulos	not out	18
DC Bandy	not out	6
SJ Magoffin		
BR Dorey		
TP Kelly		
AK Heal		
SUNDRIES	(lb 2, w 5)	7

**TOTAL: 5 for 157 (24.4 overs - target revised to 156 from 25 overs)**

FOW: 31, 43, 104, 133, 135

### QUEENSLAND BOWLING

	O	M	R	W
RJ Harris	4.4	1	28	2
A Symonds	3	0	31	0
B Laughlin	5	1	27	0
CP Simpson	4	0	26	0
CR Swan	5	0	23	0
NJ Reardon	2	0	11	1
LA Carseldine	1	0	9	0

## SOUTH AUSTRALIA v WESTERN AUSTRALIA

Played at Adelaide Oval, 16 November 2008  
 Umpires: AR Collins and JD Ward  
 Toss won by: South Australia  
 Result: Western Australia won by 5 wickets  
 Player of the Match: AC Voges

### SOUTH AUSTRALIA BATTING

TLW Cooper	c Ronchi b Heal	53
M Klinger	c Marsh b Dorey	15
CJ Borgas	c Doropoulos b Heal	38
CJ Ferguson	run out (Doropoulos/Dorey)	101
MJ Cosgrove	c Doropoulos b Voges	0
AW O'Brien	b Dorey	48
GA Manou*	not out	1
DJ Cullen	not out	2
AB Wise		
GD Putland		
SW Tait		
SUNDRIES	(lb 7, w 3, nb 2)	12

**TOTAL: 6 for 270 (50 overs)**

FOW: 42, 104, 133, 135, 266, 266

### WESTERN AUSTRALIA BOWLING

	O	M	R	W
SJ Magoffin	8	0	35	0
BR Dorey	10	1	58	2
TP Kelly	5	0	51	0
DC Bandy	6	0	29	0
AK Heal	10	1	34	2
AC Voges	8	0	32	1
MJ North	3	0	24	0

### WESTERN AUSTRALIA BATTING

L Ronchi	c Manou b Tait	2
SE Marsh	b Putland	18
LA Pomersbach	b Tait	0
MJ North*	run out (Cosgrove)	69
AC Voges	not out	104
TP Doropoulos	c Borgas b Putland	42
DC Bandy	not out	20
AK Heal		
BR Dorey		
TP Kelly		
SJ Magoffin		
SUNDRIES	(b 1, lb 2, w 9, nb 5)	17

**TOTAL: 5 for 272 (47.2 overs)**

FOW: 3, 3, 33, 142, 241

### SOUTH AUSTRALIA BOWLING

	O	M	R	W
SW Tait	10	1	71	2
GD Putland	10	0	58	2
AB Wise	7.2	0	38	0
DJ Cullen	9	0	49	0
MJ Cosgrove	3	0	18	0
AW O'Brien	8	0	35	0

## WESTERN AUSTRALIA v VICTORIA

Played at the WACA Ground, 26 November 2008  
Umpires: MD Martell and JD Ward  
Toss won by: Western Australia  
Result: Victoria won by 4 wickets  
Player of the Match: CJL Rogers

### WESTERN AUSTRALIA BATTING

SE Marsh	c Crosthwaite b Harwood	27
DC Bandy	c Quiney b Wright	13
MJ North*	c White b Nannes	4
AC Voges	c Crosthwaite b McKay	39
LA Pomersbach	lbw b White	22
TP Doropoulos	c Quiney b Harwood	24
L Ronchi	not out	80
AK Heal	not out	43
BR Dorey		
TP Kelly		
BM Edmondson		
SUNDRIES	(lb 5, w 6)	11

**TOTAL: 6 for 263 (50 overs)**

FOW: 17, 22, 57, 102, 123, 161

### VICTORIA BOWLING

	O	M	R	W
DG Wright	10	0	38	1
DP Nannes	7	0	49	1
SM Harwood	10	1	47	2
CJ McKay	10	0	59	1
CL White	8	0	41	1
AB McDonald	5	0	24	0

### VICTORIA BATTING

RJ Quiney	c Voges b North	42
CJL Rogers	c Dorey b Kelly	75
BJ Hodge	c Doropoulos b Bandy	3
DJ Hussey	c Ronchi b Bandy	6
CL White*	c Voges b Kelly	54
AB McDonald	not out	38
AJ Crosthwaite	c Bandy b North	11
DG Wright	not out	14
CJ McKay		
SM Harwood		
DP Nannes		
SUNDRIES	(b 2, w 19, nb 1)	22

**TOTAL: 6 for 265 (48.3 overs)**

FOW: 65, 81, 91, 168, 207, 244

### WESTERN AUSTRALIA BOWLING

	O	M	R	W
BR Dorey	8	0	35	0
BM Edmondson	8	0	51	0
MJ North	9.3	0	42	2
DC Bandy	3	0	25	2
AK Heal	10	1	48	0
TP Doropoulos	2	0	12	0
TP Kelly	6	0	30	2
AC Voges	2	0	20	0

## VICTORIA v WESTERN AUSTRALIA

Played at Melbourne Cricket Ground, 19 December 2008  
Umpires: GC Joshua and IH Lock  
Toss won by: Victoria  
Result: Victoria won by 4 wickets  
Player of the Match: AB McDonald

### WESTERN AUSTRALIA BATTING

L Ronchi	c McDonald b Nannes	0
SE Marsh	c Crosthwaite b Nannes	21
DC Bandy	retired hurt	0
AC Voges*	c & b McDonald	78
MJ Johnston	c Crosthwaite b McDonald	32
TP Doropoulos	c Crosthwaite b McDonald	16
LA Pomersbach	c Crosthwaite b McKay	2
AK Heal	c Quiney b Harwood	20
SJ Magoffin	c Quiney b Harwood	10
BR Dorey	not out	4
PJ Davis	b Harwood	0
SUNDRIES	(lb 4, w 10, nb 1)	15

**TOTAL: 198 (47.3 overs)**

FOW: 0, 0\*, 40, 126, 159, 163, 167, 193, 198, 198

### VICTORIA BOWLING

	O	M	R	W
DP Nannes	9	1	34	2
DG Wright	9	0	32	0
SM Harwood	8.3	1	32	3
CJ McKay	9	0	36	1
AB McDonald	8	0	41	3
CL White	4	0	19	0

### VICTORIA BATTING

RJ Quiney	b Magoffin	22
CJL Rogers	c Heal b Dorey	14
BJ Hodge	b Dorey	0
DJ Hussey	c sub (MWH Inness) b Dorey	66
CL White*	c sub (LM Davis) b Dorey	7
AB McDonald	c Pomersbach b Dorey	67
AJ Crosthwaite	not out	11
DG Wright	not out	0
CJ McKay		
SM Harwood		
DP Nannes		
SUNDRIES	(b 2, lb 2, w 8)	12

**TOTAL: 6 for 199 (45.2 overs)**

FOW: 36, 36, 40, 52, 180, 197

### WESTERN AUSTRALIA BOWLING

	O	M	R	W
SJ Magoffin	10	1	33	1
PJ Davis	9	0	47	0
BR Dorey	9.2	0	48	5
AK Heal	10	1	34	0
TP Doropoulos	4	0	20	0
AC Voges	3	0	13	0

## NEW SOUTH WALES v WESTERN AUSTRALIA

Played at Sydney Cricket Ground, 23 December 2008  
Umpires: GA Abood and SJA Taufel  
Toss won by: Western Australia  
Result: New South Wales won by 5 wickets (D/L method)  
Player of the Match: DLR Smith

### WESTERN AUSTRALIA BATTING

SE Marsh	c DLR Smith b SPD Smith	71
LM Davis	c Thornely b Henriques	14
CJ Simmons	b Henriques	1
AC Voges*	c Thornely b Henriques	5
MJ Johnston	c Henriques b Bracken	43
TP Doropoulos	c & b SPD Smith	1
MA Johnson	lbw b Bird	14
AK Heal	not out	12
BR Dorey	c Thornely b Bird	8
SJ Magoffin	not out	1
PJ Davis		
SUNDRIES	(w 6, nb 1)	7

**TOTAL: 8 for 177 (44 overs)**

FOW: 41, 43, 51, 135, 137, 143, 165, 175

### NEW SOUTH WALES BOWLING

	O	M	R	W
NW Bracken	9	1	39	1
DE Bollinger	9	0	33	0
MC Henriques	10	0	29	3
SPD Smith	6	2	25	2
AC Bird	8	0	38	2
B Casson	1	0	7	0
DJ Thornely	1	0	6	0

### NEW SOUTH WALES BATTING

PJ Hughes	not out	53
DA Warner	c sub (LA Pomersbach) b PJ Davis	1
BJ Rohrer	c Johnson b PJ Davis	5
DJ Thornely*	c sub (LA Pomersbach) b Heal	22
SPD Smith	run out (Voges)	6
MC Henriques	c sub (LA Pomersbach) b Dorey	15
DLR Smith	not out	29
B Casson		
AC Bird		
NW Bracken		
DE Bollinger		
SUNDRIES	(b 1, lb 1, w 2, nb 2)	6

**TOTAL: 5 for 137 (27 overs - target revised to 137 from 29 overs)**

FOW: 4, 10, 51, 81, 102

### WESTERN AUSTRALIA BOWLING

	O	M	R	W
SJ Magoffin	6	2	14	0
PJ Davis	7	1	21	2
BR Dorey	5	0	33	1
AK Heal	6	0	43	1
TP Doropoulos	3	0	24	0

## QUEENSLAND v WESTERN AUSTRALIA

Played at Brisbane Cricket Ground, 28 January 2009  
Umpires: SD Fry and RL Parry  
Toss won by: Queensland  
Result: Queensland won by 61 runs  
Player of the Match: LA Carseldine

### QUEENSLAND BATTING

CT Perren	c North b Davis	10
RA Broad	b Magoffin	81
LA Carseldine	run out (Davis)	122
NJ Reardon	c Doropoulos b Heal	5
GC Batticciotto	not out	54
CD Hartley	not out	0
AA Noffke		
CP Simpson*		
RJ Harris		
B Laughlin		
CR Swan		
SUNDRIES	(lb 9, w 6)	15

**TOTAL: 4 for 287 (50 overs)**

FOW: 19, 176, 182, 279

### WESTERN AUSTRALIA BOWLING

	O	M	R	W
PJ Davis	9	2	62	1
SJ Magoffin	10	1	46	1
BR Dorey	10	0	44	0
MJ North	6	0	36	0
AK Heal	8	0	50	1
JP Coetzee	4	0	24	0
TP Doropoulos	3	0	16	0

### WESTERN AUSTRALIA BATTING

CJ Simmons	c Perren b Simpson	61
MP Stoinis	b Noffke	22
MJ North*	run out (Carseldine)	25
TP Doropoulos	lbw b Laughlin	0
AC Voges	run out (Noffke)	6
JP Coetzee	lbw b Noffke	39
L Ronchi	b Swan	0
AK Heal	c Perren b Laughlin	35
BR Dorey	b Laughlin	13
SJ Magoffin	not out	7
PJ Davis	b Harris	12
SUNDRIES	(lb 3, w 2, nb 1)	6

**TOTAL: 226 (47.4 overs)**

FOW: 53, 110, 110, 110, 129, 129, 189, 195, 209, 226

### QUEENSLAND BOWLING

	O	M	R	W
CR Swan	10	0	52	1
RJ Harris	9.4	0	31	1
AA Noffke	10	0	51	2
CP Simpson	8	0	48	1
B Laughlin	10	1	41	3

## WESTERN AUSTRALIA v SOUTH AUSTRALIA

Played at Hands Memorial Oval, Bunbury, 8 February 2009

Umpires: IH Lock and MD Martell

Toss won by: South Australia

Result: South Australia won by 8 wickets

Player of the Match: AK Heal

### WESTERN AUSTRALIA BATTING

CJ Simmons	c Klinger b Haberfield	6
MP Stoinis	c & b Haberfield	5
LA Pomersbach	c Manou b Cleary	1
MR Marsh	lbw b Christian	10
JP Coetzee	c Richardson b Cleary	7
L Ronchi	c Manou b Haberfield	11
DN Porter	c Manou b Christian	2
AK Heal	c O'Brien b Brown	50
BR Dorey*	c Brown b O'Brien	6
BA Knowles	c Haberfield b Harris	23
BM Edmondson	not out	16
SUNDRIES	(lb 5, w 6)	11

**TOTAL: 148 (40 overs)**

FOW: 12, 13, 15, 30, 30, 38, 72, 93, 106, 148

### SOUTH AUSTRALIA BOWLING

	O	M	R	W
MF Cleary	10	1	19	2
JK Haberfield	10	2	30	3
DT Christian	5	2	8	2
KW Richardson	4	0	26	0
AW O'Brien	6	1	21	1
JM Brown	3	0	15	1
DJ Harris	2	0	24	1

### SOUTH AUSTRALIA BATTING

M Klinger	c Pomersbach b Heal	29
DJ Harris	retired hurt	6
CJ Borgas	not out	49
MJ Cosgrove	c Ronchi b Knowles	41
DT Christian	not out	11
GA Manou*		
AW O'Brien		
JM Brown		
MF Cleary		
KW Richardson		
JK Haberfield		
SUNDRIES	(lb 5, w 8, nb 1)	14

**TOTAL: 2 for 150 (36.4 overs)**

FOW: 24\*, 69, 123

### WESTERN AUSTRALIA BOWLING

	O	M	R	W
BR Dorey	8.4	1	24	0
BA Knowles	8	2	23	1
BM Edmondson	7	0	48	0
JP Coetzee	3	0	17	0
AK Heal	5	1	23	1
DN Porter	5	0	10	0

## TASMANIA v WESTERN AUSTRALIA

Played at Bellerive Oval, 14 February 2009

Umpires: IH Lock and MD Martell

Toss won by: Tasmania

Result: Western Australia won by 3 wickets

Player of the Match: MJ North

### TASMANIA BATTING

TD Paine	c North b Knowles	0
MG Dighton	c Marsh b Knowles	19
RJG Lockyear	c Porter b Knowles	5
DJ Marsh*	c North b Coetzee	15
TR Birt	c Johnson b Porter	13
GJ Bailey	run out (Stoinis)	56
LR Butterworth	not out	114
JJ Krejza	c Marsh b Knowles	13
B Geeves	lbw b Knowles	2
CJ Duval	not out	9
XJ Doherty		
SUNDRIES	(lb 1, w 6, nb 1)	8

**TOTAL: 8 for 254 (50 overs)**

FOW: 0, 10, 29, 50, 57, 157, 194, 211

### WESTERN AUSTRALIA BOWLING

	O	M	R	W
BA Knowles	10	1	62	5
BM Edmondson	7	1	49	0
JP Coetzee	8	0	33	1
DN Porter	10	2	40	1
AK Heal	10	0	48	0
MJ North	5	0	21	0

### WESTERN AUSTRALIA BATTING

CJ Simmons	c Marsh b Butterworth	23
MP Stoinis	c Bailey b Krejza	24
MJ North*	not out	104
LA Pomersbach	st Paine b Butterworth	45
MR Marsh	b Doherty	7
JP Coetzee	b Doherty	1
AK Heal	st Paine b Doherty	0
MA Johnson	run out (Doherty)	2
DN Porter	not out	36
BA Knowles		
BM Edmondson		
SUNDRIES	(lb 1, w 10, nb 2)	13

**TOTAL: 7 for 255 (49.5 overs)**

FOW: 35, 63, 143, 154, 160, 181, 184

### TASMANIA BOWLING

	O	M	R	W
B Geeves	10	0	51	0
CJ Duval	10	1	51	0
LR Butterworth	8.5	0	74	2
JJ Krejza	10	1	36	1
XJ Doherty	10	1	30	3
RJG Lockyear	1	0	12	0

*The awesome*

# NEW RANGER WILDTRAK.

*Legendary versatility.*



Get the best of both worlds with the new **RANGER WILDTRAK** - The truck that's sporty enough to enjoy life 'after hours' but rugged enough to handle a hard day's work.

With **18" ALLOY WHEELS** and optional **ROLLER SHUTTER**, Wildtrak has serious style. Under the bonnet there's a 3.0L common rail **TURBO DIESEL** engine, and a genuine **ONE TONNE PAYLOAD** with up to **3000KG\* TOWING** capacity means when the going gets tough, the Wildtrak will keep on going. Check out the new **RANGER WILDTRAK** now at [ford.com.au](http://ford.com.au) or visit your local Ford Dealer for a test drive.

\*Manual model only.



## KFC TWENTY20 BIG BASH



The Retravision Warriors were not short of motivation heading into the 2008-09 KFC Twenty20 Big Bash. If simply winning the competition was not a strong enough incentive, then claiming a place in the lucrative Champions League Twenty20 tournament surely was.

For the Warriors, it was also about taking back what was rightfully theirs. By hosting the final of the 2007-08 KFC Big Bash against Victoria, they had qualified for the inaugural edition of the Champions League Twenty20, which was to be held in India in December 2008.

But the Mumbai terrorist attacks, which took place 48 hours before the team was scheduled to depart Perth for the tournament, forced the cancellation of the event, and thus the Warriors and Bushrangers would have to reach the final of the 2008-09 KFC Big Bash to claim a berth in CLT20.

An indication of the rising stakes involved with the KFC Big Bash was the Warriors' recruitment of Pakistan paceman Umar Gul. Widely regarded as one of the world's premier bowlers in the Twenty20 format, Gul's experience and ability was a timely boost to a team that had been hit with injury and form issues leading into the tournament.

A crushing defeat at the hands of South Australia in the Warriors' opening match at the Adelaide Oval left them faced with the prospect of having to win all of their remaining four games to ensure they qualified for the final. However this was a scenario

the Warriors were familiar with, having lost their first encounter to Tasmania in the 07-08 Big Bash before rebounding to win the next four and finish top of the standings.

Two thrilling wins against New South Wales at ANZ Stadium in Sydney and Tasmania at the WACA Ground thrust the Warriors back into contention. The latter was achieved with 14 runs required off the final over, sending the home crowd of just over 10,000 into rapturous celebration.

The Warriors then travelled to Melbourne to face three-time champions and competition benchmark Victoria in a vital clash at the MCG. A 78-run defeat left the visitors down but not out of the tournament, as victory in the final qualifying match against Queensland at the WACA Ground would secure second spot on the table and a home Preliminary Final.

Instead it was the Bulls that claimed second place after dominating with both bat and ball and cruising to a 62-run victory, a result which saw the Warriors exit the tournament.

The highlight of the KFC Big Bash for the Warriors was undoubtedly the form of Gul, who led the competition wicket-takers with 12 at an average of 12.25 and an impressive economy rate of 7.60.

Fellow paceman Brett Dorey chipped in with six wickets, but with none of the batsmen reaching 100 runs for the entire tournament, too much was left to the bowlers. The terrible end to the competition is sure to provide more ammunition for the Warriors as they look to rebound strongly in 2009-10.

	MAT	WON	LOST	PTS	NET RR
New South Wales	5	3	2	6	1.099
Queensland	5	3	2	6	0.625
Victoria	5	3	2	6	-0.160
South Australia	5	2	3	4	0.546
Tasmania	5	2	3	4	-0.464
<b>Western Australia</b>	<b>5</b>	<b>2</b>	<b>3</b>	<b>4</b>	<b>-1.684</b>





## SOUTH AUSTRALIA v WESTERN AUSTRALIA

Played at Adelaide Oval, 28 December 2008  
 Umpires: AR Collins and IH Lock  
 Toss won by: South Australia  
 Result: South Australia won by 35 runs (D/L method)  
 Player of the Match: CJ Ferguson

### SOUTH AUSTRALIA BATTING

DJ Harris	lbw b Heal	35
M Klinger	b Umar Gul	5
TLW Cooper	c Pomersbach b North	8
CJ Ferguson	c Doropoulos b Umar Gul	58
DT Christian	c Umar Gul b Doropoulos	29
GA Manou*	c Voges b Dorey	21
AW O'Brien	c Voges b Dorey	6
Sohail Tanvir	c Doropoulos b Umar Gul	0
MF Cleary r	un out (North)	3
GD Putland	b Umar Gul	4
DJ Cullen	not out	0
SUNDRIES	(lb 4, w 7, nb 2)	13

**TOTAL: 182 (19.2 overs)**

FOW: 27, 55, 55, 125, 167, 174, 175, 175, 182, 182

### WESTERN AUSTRALIA BOWLING

	O	M	R	W
SJ Magoffin	3	0	40	0
Umar Gul	3.2	0	15	4
MJ North	3	0	24	1
AK Heal	4	0	38	1
BR Dorey	4	0	33	2
TP Doropoulos	1	0	22	1
AC Voges	1	0	6	0

### WESTERN AUSTRALIA BATTING

SE Marsh	c Ferguson b Putland	1
MJ North*	b Cleary	15
LA Pomersbach	c Ferguson b Cleary	24
AC Voges	c Manou b Christian	28
MJ Johnston	b Sohail Tanvir	17
TP Doropoulos	not out	15
MA Johnson	c sub (JM Brown) b Putland	3
Umar Gul	not out	5
AK Heal		
SJ Magoffin		
BR Dorey		
SUNDRIES	(lb 5, w 7, nb 1)	13

**TOTAL: 6 for 121 (17 overs - target revised to 157 from 17 overs)**

FOW: 5, 42, 42, 94, 100, 112

### SOUTH AUSTRALIA BOWLING

	O	M	R	W
Sohail Tanvir	4	0	21	1
GD Putland	3	0	17	2
MF Cleary	4	0	26	2
DT Christian	3	0	22	1
DJ Cullen	2	0	20	0
AW O'Brien	1	0	10	0

## NEW SOUTH WALES v WESTERN AUSTRALIA

Played at Stadium Australia, Sydney, 30 December 2008  
 Umpires: GA Abood and RJ Tucker  
 Toss won by: New South Wales  
 Result: Western Australia won by 5 wickets  
 Player of the Match: MJ North

### NEW SOUTH WALES BATTING

DA Warner	c Pomersbach b Dorey	28
PJ Hughes	c Umar Gul b North	35
BJ Rohrer	run out (Dorey)	1
DJ Thornely*	c Heal b Voges	23
DLR Smith	c Marsh b Umar Gul	12
SPD Smith	not out	34
MC Henriques	not out	9
B Casson		
NW Bracken		
AC Bird		
DE Bollinger		
SUNDRIES	(lb 1, w 5)	6

**TOTAL: 5 for 148 (20 overs)**

FOW: 38, 40, 86, 91, 112

### WESTERN AUSTRALIA BOWLING

	O	M	R	W
Umar Gul	4	0	41	1
SJ Magoffin	2	0	16	0
BR Dorey	4	0	28	1
MJ North	4	0	27	1
AK Heal	4	0	22	0
AC Voges	2	0	13	1

### WESTERN AUSTRALIA BATTING

SE Marsh	c Bollinger b Thornely	31
LA Pomersbach	c Henriques b Bracken	2
TP Doropoulos	c Bird b Bollinger	11
MJ North*	not out	45
AC Voges	lbw b Bird	39
CJ Simmons	b Bracken	4
MA Johnson	not out	8
AK Heal		
Umar Gul		
BR Dorey		
SJ Magoffin		
SUNDRIES	(lb 1, w 8)	9

**TOTAL: 5 for 149 (19.1 overs)**

FOW: 27, 41, 45, 110, 118

### NEW SOUTH WALES BOWLING

	O	M	R	W
NW Bracken	4	0	24	2
DE Bollinger	3.1	0	27	1
DJ Thornely	3	0	19	1
MC Henriques	2	0	14	0
SPD Smith	2	0	12	0
B Casson	2	0	26	0
AC Bird	3	0	26	1

## WESTERN AUSTRALIA v TASMANIA

Played at the WACA Ground, 4 January 2009  
 Umpires: JK Brookes and MD Martell  
 Toss won by: Western Australia  
 Result: Western Australia won by 3 wickets  
 Player of the Match: CJ Simmons

### TASMANIA BATTING

RJG Lockyear	c Umar Gul b Heal	49
MG Dighton	c Heal b Umar Gul	0
DJ Marsh*	c Ronchi b Dorey	5
TR Birt	c Umar Gul b Heal	10
GJ Bailey	b Umar Gul	39
JJ Krejza	c Umar Gul b Voges	9
TD Paine	run out (Marsh)	2
LR Buttenworth	c Marsh b Dorey	4
MA Divin	c Doropoulos b Dorey	0
GJ Denton	not out	2
BW Hilfenhaus	b Umar Gul	1
SUNDRIES	(lb 2, w 5)	7

**TOTAL: 128 (20 overs)**

FOW: 2, 30, 51, 85, 106, 109, 124, 125, 126, 128

### WESTERN AUSTRALIA BOWLING

	O	M	R	W
BR Dorey	4	0	22	3
Umar Gul	4	0	21	3
BM Edmondson	3	0	25	0
MJ North	4	0	20	0
AK Heal	4	0	30	2
AC Voges	1	0	8	1

### WESTERN AUSTRALIA BATTING

SE Marsh	c Birt b Denton	11
LA Pomersbach	c Paine b Hilfenhaus	1
L Ronchi	c Dighton b Krejza	17
MJ North*	run out (Bailey)	13
AC Voges	c Hilfenhaus b Marsh	9
TP Doropoulos	c Paine b Divin	16
CJ Simmons	not out	31
AK Heal	run out (Krejza)	13
Umar Gul	not out	4
BR Dorey		
BM Edmondson		
SUNDRIES	(b 1, lb 6, w 9, nb 1)	17

**TOTAL: 7 for 132 (19.5 overs)**

FOW: 18, 26, 45, 63, 70, 89, 125

### TASMANIA BOWLING

	O	M	R	W
GJ Denton	3.5	0	35	1
BW Hilfenhaus	4	0	22	1
JJ Krejza	4	0	21	1
DJ Marsh	4	0	24	1
MA Divin	4	0	23	1

## VICTORIA v WESTERN AUSTRALIA

Played at Melbourne Cricket Ground, 8 January 2009  
 Umpires: GC Joshua and PR Reiffel  
 Toss won by: Victoria  
 Result: Victoria won by 78 runs  
 Player of the Match: BJ Hodge

### VICTORIA BATTING

BJ Hodge	b Umar Gul	73
AC Blizzard	c Voges b Edmondson	14
RJ Quiney	c Voges b Heal	25
DJ Hussey	b Umar Gul	37
CL White*	c Marsh b Edmondson	6
AB McDonald	c Ronchi b Edmondson	8
AJ Crosthwaite	c Marsh b Edmondson	9
DG Wright	not out	0
JW Hastings		
SM Harwood		
DP Nannes		
SUNDRIES	(lb 4, w 7)	11

**TOTAL: 7 for 183 (20 overs)**

FOW: 36, 79, 157, 164, 165, 183, 183

### WESTERN AUSTRALIA BOWLING

	O	M	R	W
Umar Gul	4	0	32	2
BR Dorey	4	0	52	0
BM Edmondson	4	0	25	4
MJ North	4	0	32	0
AK Heal	4	0	38	1

### WESTERN AUSTRALIA BATTING

SE Marsh	c White b Hussey	25
LM Davis	b Harwood	20
L Ronchi	c Blizzard b Harwood	6
AC Voges	c Nannes b White	21
TP Doropoulos	st Crosthwaite b Hussey	4
MJ North*	run out (McDonald/Hussey)	0
CJ Simmons	c Hussey b White	10
Umar Gul	lbw b White	8
AK Heal	b McDonald	3
BR Dorey	c Hastings b White	4
BM Edmondson	not out	1
SUNDRIES	(w 3)	3

**TOTAL: 105 (17 overs)**

FOW: 38, 46, 58, 68, 68, 88, 88, 92, 98, 105

### VICTORIA BOWLING

	O	M	R	W
DP Nannes	3	0	20	0
DG Wright	2	0	17	0
SM Harwood	2	0	8	2
DJ Hussey	4	0	24	2
AB McDonald	4	0	26	1
CL White	2	0	10	4

## WESTERN AUSTRALIA v QUEENSLAND

Played at the WACA Ground, 15 January 2009  
 Umpires: MD Martell and P Wilson  
 Toss won by: Queensland  
 Result: Queensland won by 62 runs  
 Player of the Match: LA Carseldine

### QUEENSLAND BATTING

CP Simpson*	c Ronchi b Umar Gul	11
WJ Townsend	c Coetzee b North	35
LA Carseldine	c Dorey b Umar Gul	74
NJ Reardon	not out	51
GC Batticciotto	not out	6
CA Philipson		
CD Hartley		
BCJ Cutting		
NJ Rimmington		
B Laughlin		
A McDermott		
SUNDRIES	(b 1, lb 7, w 4)	12

**TOTAL: 3 for 189 (20 overs)**

FOW: 18, 88, 182

### WESTERN AUSTRALIA BOWLING

	O	M	R	W
BR Dorey	4	0	36	0
Umar Gul	4	0	38	2
BM Edmondson	4	0	49	0
MJ North	4	0	24	1
AK Heal	4	0	34	0

### WESTERN AUSTRALIA BATTING

CJ Simmons	c Hartley b Rimmington	26
LM Davis	b Rimmington	5
TP Doropoulos	c Townsend b Cutting	18
AC Voges	c McDermott b Rimmington	0
MJ North*	st Hartley b Simpson	18
L Ronchi	st Hartley b Simpson	16
Umar Gul	c Townsend b Reardon	1
JP Coetzee	not out	23
AK Heal	b Simpson	11
BR Dorey	c McDermott b Laughlin	1
BM Edmondson	b Reardon	2
SUNDRIES	(lb 3, w 3)	6

**TOTAL: 127 (17.5 overs)**

FOW: 20, 41, 41, 50, 81, 85, 88, 106, 117, 127

### QUEENSLAND BOWLING

	O	M	R	W
BCJ Cutting	3	0	37	1
NJ Rimmington	3	0	14	3
B Laughlin	3	0	14	1
A McDermott	2	0	12	0
CP Simpson	4	0	27	3
NJ Reardon	2.5	0	20	2

# A Great Partnership!

Channel Nine. The Traditional Home of

# CRICKET



## WOMEN'S NATIONAL CRICKET LEAGUE



The Western Fury set lofty goals in 2008-09 after finishing the previous summer strongly, winning their last three games to place equal third. With the vast majority of that squad kept intact, plus the addition of international all-rounders Jenny Gunn and Rene Farrell, the aim was to go one better and finish in the top two.

The Fury opened their campaign in style, overcoming championship fancies SA Scorpions in both matches of the double-header played in the last weekend of November.

The first clash at Aquinas College saw the Scorpions win the toss and bat first. Captain Karen Rolton (95) was in superb touch and helped push her team's total past the 200 mark. Fury medium pacer Amanda Williams (1/31) bowled a crucial spell late in the innings, combining with Renee Chappell (1/40) to put pressure on the visitors, and they lost their last four wickets for 31 to slump to 8/221 at the change of innings. Skipper Avril Fahey brought up a milestone when she became the first player to take 100 WNCL wickets for the Fury.

The Fury run chase started in sensational fashion with openers Angele Gray (47) and Lauren Ebsary (32) dominating the Scorpions' bowlers. Their healthy partnership came to an end with the score on 58, but Peta Merilees (32) showed great composure to play an excellent anchor role in the middle of the innings to help keep the chase on track. Rene Farrell (29 not out) and Jenny Gunn (24 not out) put on an unbroken 45-run stand to steer the home side to safety.

Both sides buttered up at Richardson Park the next day, and once again it was the Scorpions who won the toss and elected to bat.

It turned out to be a disastrous decision as they could only manage a paltry 98. Renee Chappell (3/19) claimed the best figures in an eye-catching display.

Angele Gray (49) and Lauren Ebsary (13) stamped their authority on the run chase early, before Peta Merilees (23 not out) saw the Fury through to an emphatic double bonus point win by eight wickets and with 166 balls to spare. It was the first time in the Fury's WNCL history that they had claimed a double bonus point triumph, and adding to the three victories they achieved at the end of 07-08, it was also the team's fifth win in a row, equalling their previous record set in the 1999-2000 season.

The streak would come to an end the following weekend against the powerful NSW Breakers at the SCG. Avril Fahey won the toss in the opening game and elected to bat first, but the Fury was rolled for just 129. The Breakers made light work of the total, notching up the winning runs in the 33rd over for the loss of only three wickets.

Game two was also played at the SCG, with the Fury again winning the toss and batting. Both openers were dismissed in the first two overs, leaving the Fury facing an uphill battle at 2/2. Jenny Wallace (40) consolidated the innings momentarily, while Jenny Gunn (35) and Rene Farrell (28) were standout performers towards the end to enable their team to bat out the 50 overs - the Fury finishing on 9/145.

Breakers openers Alex Blackwell (50 not out) and Leah Poulton (50) snatched the game away from the Fury, putting on 81 for the opening wicket and setting their side on the way to a dominant eight wicket win.

	MAT	WON	LOST	TIED	BON. PTS	PTS	NET RR
NSW Breakers	8	8	0	0	6	38	1.1802
Vic Spirit	8	6	2	0	0	24	0.1685
<b>Western Fury</b>	<b>8</b>	<b>2</b>	<b>5</b>	<b>1</b>	<b>2</b>	<b>12</b>	<b>0.4390</b>
Queensland Fire	8	2	5	0	1	11	0.1637
SA Scorpions	8	1	7	1	0	4	-0.6903

Although the Fury had come away without any points from the trip to Sydney, there was another personal milestone achieved, with veteran Angele Gray chalking up 100 WNCL matches.

The Fury's next assignment was a triple-header against Vic Spirit in Melbourne. But after the high of recording a victory on the MCG in an interstate Twenty20 match, they would see their season come to an end following two defeats in the WNCL double-header at the Junction Oval.

Set the task of 247 for victory in game one, the Fury was bowled out inside their allotted overs for 199, despite the best efforts of Peta Merrilees (49), Lauren Ebsary (43) and Rene Farrell (33).

In the second fixture, Fahey won the toss and elected to bat first on a Junction Oval wicket that was being used for the second time in two days. Angele Gray and Lauren Ebsary's opening partnership yielded 62 runs, but the Fury would lose Gray (25), Lauren Stammers (10) and Peta Merrilees (6) for the addition of just 23 runs.

Ebsary blasted the Spirit bowlers to all corners of the Junction Oval until she was eventually dismissed for 57, an innings which included eight boundaries. Jenny Wallace played the anchor role, striking five boundaries in her 40, while Jenny Gunn was unbeaten on 32 as the Fury was dismissed on the last ball of the innings for 216.

With the match in the balance at 4/142 in the 33rd over, the inform Rachel Haynes (98 not out) combined with Kelly Applebee (36 not out) to take the Spirit to back-to-back wins and a place in the WNCL final. The six wicket victory was achieved with 11 balls remaining.

All that was left to play for was pride in the final double-header of the season against the Queensland Fire at the WACA Ground. The visitors gained a small psychological advantage over the Fury with a narrow win in the interstate Twenty20 match, played as a curtain-raiser to the Warriors-Bulls KFC Big Bash game.

Fahey's good form with the coin continued in the first match, as she won the toss and elected to bat. The Fury slumped to 3/22, but Peta Merrilees (23) and Jenny Wallace (36) added 40 runs for the fourth wicket to catapult the Fury back into the contest. Rene Farrell then joined in the action and nailed five boundaries in an unfinished 59 - her highest WNCL score. The Fury crawled to 202, losing their final wicket on the penultimate ball of the innings.

The Fury implemented spin right from the outset of the run chase, as Renee Chappell took the new ball from the Prindiville Stand end. The move paid handsome dividends early, with Melissa Bulow (nine) dismissed in Chappell's third over.

Lyndall Daley played the anchor role in the innings, stroking seven boundaries, before she was eventually brought undone on 75. Needing two runs to win off the final ball, Jude Coleman (26 not out) survived a run out attempt to salvage a single and two points for the Fire. Chappell (3/38) led the way with the ball, while Fahey (2/18) also took multiple wickets.

The Fury's season ended on a sour note with a 79-run defeat in the second game of the double-header against the Fire at the WACA Ground. Chasing 192 for their third victory of the summer, the home side was dismissed inside 42 overs for 112.



The Western Fury finished third on the WNCL standings for the second consecutive season after chalking up two wins and a tie. The vast majority of the squad will be kept intact for 2009-10, and a top two finish will again be the aim.

#### **WESTERN FURY - 2008-09 WNCL SEASON**

##### **MATCH 1**

SA Scorpions 8/221 (50) (Rolton 95, Woerner 38; Fahey 2/32, Gunn 2/43) lost to Western Fury 6/222 (49.1) (Gray 47; Jameson 2/27) by four wickets.

##### **MATCH 2**

SA Scorpions 98 (37.4) (Woerner 29; Chappell 3/19) lost to Western Fury 2/99 (22.2) (Gray 49) by eight wickets.

##### **MATCH 3**

Western Fury 128 (48.3) (Ebsary 40; Osborne 3/20, Andrews 3/23) lost to NSW Breakers 3/131 (32.3) (Poulton 43, Sthalekar 32\*) by seven wickets.

##### **MATCH 4**

Western Fury 9/145 (50) (Wallace 40, Gunn 35) lost to NSW Breakers 2/146 (32.2) (Poulton 50, Blackwell 50\*) by eight wickets.

##### **MATCH 5**

Vic Spirit 6/246 (50) (Edwards 45, Jones 44; Chappell 4/47) b Western Fury 199 (48.2) (Merrilees 49, Ebsary 43; Edwards 3/22, Smith 3/42) by 47 runs.

##### **MATCH 6**

Western Fury 216 (50) (Ebsary 47, Wallace 40) lost to Vic Spirit 4/220 (48.1) (Haynes 98\*, Applebee 36\*) by six wickets.

##### **MATCH 7**

Western Fury 202 (49.5) (Farrell 59\*; Coleman 3/36, Jonassen 3/43) tied with Queensland Fire 8/202 (50) (Daley 75; Chappell 3/38).

##### **MATCH 8**

Queensland Fire 9/191 (50) (Fields 96, Broadfoot 39; Fahey 3/22) b Western Fury 112 (42) (Fahey 24) by 79 runs.

## WACA PREMIER CRICKET AWARDS



**M**arcus North's stunning rise from interstate cricket to Australian Test player was recognised with the Retravision Warriors Captain scooping the major honours at the WACA Premier Cricket Awards, held at the Burswood Entertainment Complex on 27 March.

North's outstanding 2008-09 summer with both bat and ball saw him claim the Laurie Sawle Medal for Warriors Player of the Year and the Gold Cup as WA's most outstanding cricketer across all levels - the first time a player has won both awards in the same season.

North won the Laurie Sawle Medal with 37 votes, four clear of paceman Brett Dorey. Vice Captain Adam Voges placed third with 29 votes, followed by left-arm spinner Aaron Heal (24), with fast bowler Steve Magoffin and batsman Wes Robinson a vote further back in equal fifth.

In the Gold Cup, North polled 21 votes to finish three ahead of three-time winner Mike Hussey, with Shaun Marsh rounding out the top three.

North was the Warriors' standout batsman in 2008-09, scoring 505 runs in seven Weet-Bix Sheffield Shield matches at an average of 38.84, with the highlight coming against Victoria at the WACA Ground when he struck centuries in both innings (103 & 141). He became the first Western Australian representative to achieve that feat on two separate occasions.

He also picked up eight first class wickets bowling his part-time off-spin at a respectable average of 34.50. This would be a major factor in his selection in Australia's squad for the VB Tour of South Africa in early 2009.

The 29-year old left-hander made his long-awaited international debut in the first Test between Australia and South Africa at Liberty Life Wanderers in Johannesburg and went on to score 117, thus becoming the 18th Australian, and the first Western Australian, to achieve a century in his maiden Test appearance.

North led the Warriors' run-scorers in the Ford Ranger Cup with 343 in seven games at 57.16. An unbeaten 104 in the final match of the preliminary rounds against Tasmania in Hobart carried his team over the line to a three wicket win with just one ball to spare.

His performances for Bayswater-Morley in the Retravision Shield competition were also noteworthy, notching 448 runs in just four innings at the phenomenal average of 224, with two centuries and two half-centuries, and a best of 158 which steered the Bears to a high-scoring win against Joondalup in mid-January.

To complete the accolades to fall his way, North was named skipper of the Johnnie Walker ACA Four Day Team of the Year and the Johnnie Walker ACA One Day Team of the Year at the Cricket Australia State Cricket and Benaud Spirit of Cricket Awards Ceremony.

While North was the pick of the batsmen, Dorey's efforts with the ball were also recognised with the popular fast bowler winning the Players Choice Award, voted on after every Retravision Warriors fixture by the players that took part in the game. He also took out the Excalibur Award for the player who best upholds the Spirit of the Warriors, as voted by the WACA's State Match Committee.

Dorey was the leading wicket-taker in the 2008-09 Weet-Bix Sheffield Shield competition with 42 at an average of 24.11. His Man of the Match performance against Queensland at the Gabba, where he took 6/28 in the first innings and finished with match figures of 11/88, helped ensure the Warriors claimed a vital outright victory. He led the Warriors' bowlers in the Ford Ranger Cup, picking up 13 wickets at 26.84, and took six wickets at 28.50 in the KFC Twenty20 Big Bash.

He also proved handy with the bat, scoring 244 runs at 17.42, with a highest score of 39, in the Weet-Bix Sheffield Shield, and averaged 19 in the Ford Ranger Cup, which included 45 in the season-opening clash against New South Wales at the WACA Ground.

The Future Legend award, for the "Rising Star" of Western Australian cricket under the age of 23, was awarded to wicket-keeper Michael Johnson. The 20-year old Retravision Warriors rookie squad member made his state debut in the Ford Ranger Cup match against New South Wales in Sydney and went on to play two one day, two Twenty20 and three first class games.

His call-up came after exceptional performances for reigning District cricket champions Scarborough in the Retravision Shield. He scored 652 runs for the 2008-09 season at an average of just under 40, and played in his third premiership for the Gulls when they defeated Bayswater-Morley in the First Grade Grand Final at the WACA Ground.

The Zoe Goss Medal for the most outstanding female cricketer of 2008-09 was won by Western Fury all-rounder Rene Farrell. In eight Women's National Cricket League (WNCL) matches, the former NSW Breakers squad member took nine wickets at an average of 27.33 and scored 170 runs at 34, including an unbeaten 59 against the Queensland Fire at the WACA Ground. Her solid form ensured she achieved her goal of representing Australia at the ICC Women's World Cup, where in six matches Farrell picked up seven wickets at 19.42, with a best of 2/23 against Pakistan.

Farrell also lined up for the new South Perth team for their inaugural season in the SunSmart women's competition. She took seven wickets at 19.90 and scored 395 runs at 131.7, with a highest score of 116 against Rockingham-Mandurah in her final game before departing for the World Cup.

There was a special presentation made to Western Fury veteran Angele Gray, who retired from the WNCL at the conclusion of the 2008-09 season. Angele played her 130th and final match for the Fury against the Queensland Fire in January, sixteen seasons after making her debut in the summer of 1992-93. Remarkably, she played in each and every one of the Western Fury's 104 matches since the inception of the WNCL in 1996-97.

Two legendary names were inducted into the Gallery of Greats, identifying and recognising great contributors to Western Australian cricket since the Association's inception in 1885 - Allan Edwards OAM and Laurie Sawle AM (see special report on page 53).

The WACA Media Award winners were also announced. For the first time, there were joint winners of the WACA Test Match Media Award, Peter Lalor from The Australian newspaper and Clint Wheeldon from ABC Radio. Lalor's winning entry was an article titled "Watchful Katich Prevents Slaughter" from Thursday 18 December 2008. Wheeldon's successful entry was an interview with Colin Levitt from Collect Electrical at the top of a WACA Ground Light Tower.

## Award Winners 2008-2009

Laurie Sawle Medal	<b>Marcus North</b>
Players Choice Award	<b>Brett Dorey</b>
Excalibur Award	<b>Brett Dorey</b>
Future Legend	<b>Michael Johnson</b>
Gold Cup	<b>Marcus North</b>
Zoe Goss Medal	<b>Rene Farrell</b>

A new award was instituted by the WACA and the WA Cricket Media Guild in 2009 - the Emerging Cricket Media Talent. The inaugural winner was Clint Wheeldon, who was recognised for his outstanding commentary skills in just his second season broadcasting cricket for ABC Radio.

In the radio awards, Glenn Mitchell was judged to be Best Commentator, while his ABC Radio colleague Terry Alderman won Best Expert Comments.

In the television awards, Best News Coverage was awarded to Claire Thomas from Channel 10 for her piece on how the Warriors spent their time away from the game following the cancellation of the Champions League Twenty20 tournament. Best Feature was won by Rebecca Perrie of Fox Sports News for her excellent package on the Warriors' pre-season Amazing Race-style activity day.

And finally, the print media awards went to The West Australian's John Townsend (Best Match Report) for his wrap of the opening day of the Boxing Day Test match between Australia and South Africa, WA Today's Tim Clarke (Best Feature) for his piece on the events leading up to Shaun Marsh's call-up as a replacement player on Australia's tour of India late last year, and Farm Weekly's Colin Bettles (Best Grass Roots Coverage) for his feature on the Marsh brothers' journey from rural Western Australia to members of the Retravision Warriors squad.





**Proud sponsors of cricket in WA**



**Retravisision and your favourite cricket team.  
A winning partnership**



**more than just the best price**



MAJOR SPONSOR

To find your nearest local Retravisision store,  
visit [www.retravisision.com.au](http://www.retravisision.com.au)



The fourth induction into the Western Australian Cricket Association's hall of fame, the 'Gallery of Greats', was made at the WACA Premier Cricket Awards in March.

Allan Edwards OAM and Laurie Sawle AM, both former state players and administrators, joined the nine previous inductees, and received a special presentation from The Hon Terry Waldron MLA, Western Australian Minister for Sport and Recreation.

The WACA Board authorised the 'Gallery of Greats' project to identify and recognise great contributors to Western Australian cricket since the Association's inception in 1885.

The primary criteria established by the Board was that an inductee's eligibility for inclusion into the 'Gallery of Greats' is for a truly outstanding and/or truly historic or unique commitment and contribution to Western Australian cricket, generally, in the person's particular area or areas of expertise.

The five inaugural inductees were Dennis Lillee, John Inverarity, Barry Shepherd, Graham McKenzie and Rod Marsh. Kim Hughes and Harold Rowe were inducted in 2007, while FD North and Ken Meuleman were added to the select group in 2008.

The WACA Board approved the induction of Edwards and Sawle to the 'Gallery of Greats', where they will be honoured with a feature display in both the Members' Lillee Marsh Stand and the public Prindiville Stand, as well as a plaque inserted into the concrete concourse that runs around the WACA Ground.

Allan Edwards had a profound influence on Western Australia's cricket success with his intimate involvement in the state's first 17 title victories. A doughty opening batsman who was the first Western Australian to produce centuries in each innings of a Sheffield Shield match, Edwards faced the new ball when WA won the Sheffield Shield at their first attempt in 1947-48. His playing career produced 2325 runs at an average of 32.29, but he was to have a far greater impact as an insightful and diligent selector.

Between 1960 and 1988, Edwards helped select teams that won the Sheffield Shield a further ten times, along with six one day victories. Thirty players he selected to the state team also went on to play Test cricket. Edwards was a Members' Representative on the

WACA Executive for many years and in 2001, at the age of 79, he responded to the call and returned as Chairman of the selection panel for one season.

Allan Edwards remains a keen observer and adviser of state and club players, and has rarely missed a match at the WACA Ground over the past 60 years.

One of the most visionary cricket administrators Australia has produced, Laurie Sawle applied a razor-sharp mind and fundamental belief in the value of youth and character to help steer the nation's cricketing direction over the latter part of the 20th century.


He was a wise yet tough Chairman of the national selectors, whose talent spotting enabled Australia to rebuild their fortunes in the 1980s, culminating in regaining the Ashes in 1989 when Sawle was also a popular and effective team manager. He applied the same principles during his time as Director on the Australian Cricket Board (now Cricket Australia).

Sawle scored one century in 34 matches as an opener for WA in a career that produced 1669 runs at an average of 29.28, and he remains the leading run-scorer at the University Cricket Club, where he started his 50-year administrative career and was a regular premiership player.

His vast contribution as a WA selector and administrator, including a long period on the WACA Executive and a brief time as its Chairman before going on to national honours, saw the Laurie Sawle Medal struck and awarded for the first time in 2000-01.



**Treat yourself to a  
Streets Ice Cream  
while you enjoy the  
game this season!**



## COMMONWEALTH BANK SERIES AUSTRALIA V BANGLADESH



Australia's new-look one day team, who had become just the third team to sweep the West Indies in a limited-overs series on Caribbean soil, backed up less than two months later for a three-match Commonwealth Bank Series against Bangladesh in Darwin.

Bangladesh arrived in the Top End minus a host of their star players who had recently joined the Indian Cricket League. They were coached by former Victorian and South Australian run machine Jamie Siddons, and it was hoped that his local knowledge would help them compete strongly against the home side.

Australian Captain Ricky Ponting missed the series as he recovered from a wrist injury sustained on the VB Tour of the West Indies. There was further drama when Andrew Symonds was stood down after missing a team meeting on the eve of the opening match.

Bangladesh Captain Mohammad Ashraful won the toss and sent the home side in to bat in game one. Shaun Marsh carried on his outstanding form from the West Indies and the Indian Premier League, scoring 76 at the top of the order. His Retravision Warriors team mate Mike Hussey top-scored with 85 before he was dismissed on the last ball of the innings with Australia making 8/254.

All of the visitors' batsmen failed to make a score of note and wickets fell at regular intervals as Bangladesh were bowled out for just 74, handing the Aussies a comprehensive 180-run victory. Cameron White was the best of the bowlers, cleaning up the tail to pick up 3/5 in 1.4 overs. Debutante Brett Geeves (2/11) and Mitchell Johnson (2/10) were the other multiple wicket-takers.

Australia cruised to an eight wicket win in game two on the back of another superb knock from Marsh - an unbeaten 69 from 81 balls. Earlier, the visitors were dismissed for 117 in 36.1 overs. Wicket-keeper Dhiman Ghosh was the only player to make an impression on the scoreboard (30), while Johnson led the way with the ball, taking 3/17 in 6.1 overs. The home side took just 22.4 overs to reach 2/118 and claim an unassailable 2-nil lead in the series.

Bangladesh put up a far better showing in the third and final match. They restricted the Aussies to 5/198 from their 50 overs - Mike Hussey again leading the run-scorers with 57 not out from 72 deliveries. In reply, the visitors were 3/82 in the 17th over and on course for victory, however they were not able to sustain the momentum and collapsed to be all out for 125. Opener Tamim Iqbal made 63, but received little support from his team mates as they went down by 73 runs. James Hopes (3/30) was the leading wicket-taker for the home side, whilst Stuart Clark and Shane Watson finished with two apiece.

The 3-nil series clean sweep took Australia's winning run in one day matches to eight and provided a timely boost of confidence ahead of the four-Test tour of India.

### RESULT OF MATCHES

#### 1st ODI - 30 Aug 2008

Australia won by 180 runs  
Australia 8/254 (50); Bangladesh 74 (27.4)

#### 2nd ODI - 3 Sep 2008

Australia won by 8 wickets  
Bangladesh 117 (36.1); Australia 2/118 (22.4)

#### 3rd ODI - 6 Sep 2008

Australia won by 73 runs  
Australia 5/198 (50); Bangladesh 125 (29.5)



## AUSTRALIA TOUR OF INDIA BORDER-GAVASKAR TROPHY



INDIA 2008



### First Test - Bangalore

Ricky Ponting chose to bat after winning the toss, and the Australian Captain, who averaged just over 12 in eight previous Tests in India, dominated the first day to score a defiant century (123), helping the tourists to recover after Matthew Hayden fell in the opening over of the match for no score. Simon Katich, who had edged out NSW team mate Phil Jacques for the second opener's berth, made 66, while Mike Hussey was the last man dismissed for a brilliant 146 in Australia's total of 430. The Indian quicks were the main destroyers - Zaheer Khan taking 5/91, and Ishant Sharma picking up 4/77. India fell to 7/232 in reply, but stubborn resistance from Harbhajan Singh (54) and Zaheer (57) saw the home side scramble to 360, a deficit of 70. Mitchell Johnson demonstrated great character in his first Test appearance in the sub-continent, leading the wicket-takers with 4/70. Australia declared their second innings closed on 6/228, setting India the task of scoring 299 in 83 overs to take a one-nil series lead. Early strikes to Clark and Lee gave the visitors some hope, but Tendulkar (49) and Laxman (42 not out) steadied the ship, and play was called off with ten overs remaining due to bad light with the home side 4/177. Zaheer Khan's efforts with bat and ball saw him awarded Man of the Match honours.

### Second Test - Mohali

Stand-in Indian Captain MS Dhoni won the toss and elected to bat, and his team was immediately on top thanks to a 70-run opening stand. Veteran Sourav Ganguly, playing in his final Test series, made a superb 102, while Dhoni (92), Sachin Tendulkar (88) and Gautam Gambhir (67) made useful contributions in India's total of 469. Mitchell Johnson (3/85) and debutante Peter Siddle (3/114) were the best of the Aussie bowlers. Matthew Hayden fell once again to Zaheer Khan in the first over of the Australian innings, and wickets would fall at regular intervals. The home side's destroyer was leg-spinner Amit Mishra, who came in as a late replacement for the injured Anil Kumble and took 5/71 - the sixth Indian to take five wickets on Test debut - as Australia was routed for 268. Shane Watson notched his highest Test score (78) to be the only shining light for the visitors. Gambhir (104) and Virender Sehwag (90) batted Australia out of the game with a 182-run stand at the top of the order, while an unbeaten 68

from 84 balls by Dhoni enabled him to declare on 3/314. Chasing a mammoth 516 for victory, the Aussies were never in the hunt once Harbhajan Singh ripped through the top order, taking three wickets in two overs. Michael Clarke (69) played a lone hand as the visitors were dismissed for 195 early on the final day. India's 320-run victory saw them go one-up in the series, with Dhoni named Man of the Match.

### Third Test - Delhi

Anil Kumble returned to lead the Indian team in what would be his final Test match before he announced his retirement from international cricket. He won the toss and chose to bat first, but the home side was soon in trouble at 2/27 with Sehwag and Dravid back in the pavilion. That would be the last bit of joy the visitors would experience for the remainder of the innings, as first Sachin Tendulkar (68), then Gautam Gambhir (206) and VVS Laxman (200 not out) took the game away from Australia by adding 408 for the third and fourth wickets. India declared their first innings closed at 7/613. Mitchell Johnson was once again the leading wicket-taker with three. Australia responded with 577. Michael Clarke scored 112, while having crucial support from Ricky Ponting (87) and Matthew Hayden (83). The spinners were among the wickets for the home side - part-timer Sehwag the best of them with 5/104, while Kumble and Amit Mishra took three and two respectively. With just over a day to spare, India batted for a second time and reached 5/208 before declaring with eight overs to go in the match, giving Kumble one last opportunity to bowl in Test cricket. He sent down four overs, going for 14, as Australia ended on 0/31 at stumps. Laxman was judged to be Man of the Match after scoring 259 runs without being dismissed, while India headed to Nagpur with their one-nil series lead intact.

### Fourth Test - Nagpur

MS Dhoni, in his first official match as Indian Captain following Anil Kumble's retirement, won the toss and had no hesitation in electing to bat first. Australian off-spinner Jason Krejza was expensive but finished with one of the best hauls on Test debut, taking 8/215 as the home side was dismissed for 441. Sachin Tendulkar registered his 40th Test century (109), while Ganguly

(85), Sehwag (66), Laxman (64) and Dhoni (56) were others to get a start but were unable to convert to three figures. Australia was in a strong position in reply at 2/229, but the loss of Simon Katich for 102 and Mike Hussey for 90 triggered a dramatic collapse. A handy 46 from Cameron White helped drag the visitors to 355, a deficit of 86. A 116-run opening stand from Sehwag (92) and first gamer Murali Vijay (41) looked set to take India safely to a series win, but the Aussies took 6/50 to work their way back into the contest. However Dhoni (55) and Harbhajan (52) combined for a 108-run seventh wicket partnership which snuffed out the visitors' challenge. India was dismissed for 295, leaving Australia the task of scoring 382 in just over a day to square the series and retain the Border-Gavaskar Trophy. Matthew Hayden made a defiant 77, but he was the only batsman to fire as the visitors were bowled out for 209 to hand India victory by 172 runs and a 2-nil series win. The home side's spinners were again to the fore, with Harbhajan (4/64) and Mishra (3/27) taking seven wickets between them in the Aussie second innings, but it was Krejza who was awarded Man of the Match after taking 12/358 for the game - the fourth best figures by a debutante in Test history.

#### TOURING PARTY

RT Ponting (Captain)  
DE Bollinger  
SR Clark  
MJ Clarke  
BJ Haddin  
ML Hayden  
MEK Hussey  
PA Jaques  
MG Johnson

SM Katich  
JJ Krejza  
B Lee  
SE Marsh (added 22 Oct)  
PM Siddle  
SR Watson  
CL White (added 4 Oct)  
BE McGain (withdrawn)

#### SUMMARY OF MATCHES

Tests: Played 4, Drawn 2, Lost 2  
Tour Matches: Played 2, Drawn 2

#### RESULT OF MATCHES

27-28 Sep 2008 - Jaipur  
Australians 218 drew with RCA Centre of Excellence 122  
2-5 Oct 2008 - Hyderabad  
Indian Board President's XI 455 and 4/292 dec drew with  
Australians 314 and 2/127

#### First Test

9-13 Oct 2008 - Bangalore  
Australia 430 and 6/228 dec drew with India 360 and 4/177

#### Second Test


17-21 Oct 2008 - Mohali  
India 469 and 3/314 dec b Australia 268 and 195

#### Third Test

29 Oct-2 Nov 2008 - Delhi  
Australia 7/613 dec and 5/208 dec drew with Australia 577 and 0/31

#### Fourth Test

6-10 Nov 2008 - Nagpur  
India 441 and 295 b Australia 355 and 209



## AUSTRALIA BATTING

Player	Mat	Inns	NO	Runs	HS	Ave	BF	SR	100	50	0	4s	6s
MEK Hussey	4	7	0	394	146	56.28	876	44.97	1	3	0	42	1
SM Katich	4	8	1	349	102	49.85	720	48.47	1	2	0	44	0
RT Ponting	4	7	0	266	123	38.00	523	50.86	1	1	0	35	0
MJ Clarke	4	7	0	251	112	35.85	576	43.57	1	1	0	25	1
ML Hayden	4	8	1	234	83	33.42	368	63.58	0	2	2	33	2
CL White	4	7	2	146	46	29.20	330	44.24	0	0	0	15	1
BJ Haddin	4	7	1	163	37	27.16	430	37.90	0	0	0	18	1
SR Watson	4	7	0	170	78	24.28	382	44.50	0	1	0	24	1
B Lee	4	6	1	71	35	14.20	212	33.49	0	0	2	10	0
MG Johnson	4	6	1	67	26	13.40	133	50.37	0	0	0	7	1
JJ Krejza	1	2	0	9	5	4.50	38	23.68	0	0	0	0	0
PM Siddle	1	2	1	0	0*	0.00	12	0.00	0	0	1	0	0
SR Clark	2	2	2	1	1*	-	3	33.33	0	0	0	0	0

## AUSTRALIA BOWLING

Player	Mat	Inns	Overs	Mdns	Runs	Wkts	BBI	BBM	Ave	Econ	SR	5	10	Ct	St
JJ Krejza	1	2	74.5	4	358	12	8/215	12/358	29.83	4.78	37.4	1	1	1	0
SR Watson	4	8	115.4	20	321	10	4/42	5/84	32.10	2.77	69.4	0	0	0	0
MG Johnson	4	8	166.0	30	521	13	4/70	5/93	40.07	3.13	76.6	0	0	0	0
PM Siddle	1	2	43.0	6	176	4	3/114	4/176	44.00	4.09	64.5	0	0	0	0
B Lee	4	8	148.0	24	493	8	2/48	3/167	61.62	3.33	111.0	0	0	1	0
CL White	4	8	93.0	8	342	5	2/71	3/119	68.40	3.67	111.6	0	0	1	0
SM Katich	4	3	19.0	3	73	1	1/60	1/65	73.00	3.84	114.0	0	0	3	0
SR Clark	2	4	73.0	24	161	2	1/12	1/70	80.50	2.20	219.0	0	0	0	0
MJ Clarke	4	7	85.3	18	256	2	2/38	2/78	128.00	2.99	256.5	0	0	3	0
RT Ponting	4	1	2.0	0	11	0	-	-	-	5.50	-	0	0	3	0
MEK Hussey	4	2	12.0	2	41	0	-	-	-	3.41	-	0	0	2	0
BJ Haddin	4	-	-	-	-	-	-	-	-	-	-	-	-	13	0
ML Hayden	4	-	-	-	-	-	-	-	-	-	-	-	-	5	0

## INDIA BATTING

Player	Mat	Inns	NO	Runs	HS	Ave	BF	SR	100	50	0	4s	6s
VVS Laxman	4	7	3	381	200*	95.25	779	48.90	1	2	1	40	0
G Gambhir	3	6	0	463	206	77.16	907	51.04	2	1	0	54	2
MS Dhoni	4	6	1	307	92	61.40	466	65.87	0	4	0	23	6
SR Tendulkar	4	8	1	396	109	56.57	756	52.38	1	2	0	46	0
SC Ganguly	4	8	2	324	102	54.00	660	49.09	1	1	1	27	2
V Sehwag	4	8	0	351	92	43.87	426	82.39	0	3	0	43	2
Harbhajan Singh	3	4	1	125	54	41.66	237	52.74	0	2	0	14	0
M Vijay	1	2	0	74	41	37.00	134	55.22	0	0	0	7	0
Z Khan	4	5	2	94	57*	31.33	179	52.51	0	1	0	13	0
A Kumble	2	2	0	50	45	25.00	106	47.16	0	0	0	7	0
R Dravid	4	7	0	120	51	17.14	274	43.79	0	1	1	18	0
I Sharma	4	5	1	17	9	4.25	82	20.73	0	0	1	2	0
A Mishra	3	3	1	7	7	3.50	9	77.77	0	0	1	1	0

## INDIA BOWLING

Player	Mat	Inns	Overs	Mdns	Runs	Wkts	BBI	BBM	Ave	Econ	SR	5	10	Ct	St
A Mishra	3	6	122.0	29	337	14	5/71	7/106	24.07	2.76	52.2	1	0	1	0
I Sharma	4	7	138.0	31	406	15	4/77	7/117	27.06	2.94	55.2	0	0	0	0
Harbhajan Singh	3	6	172.2	34	433	15	4/64	7/158	28.86	2.51	68.9	0	0	1	0
Z Khan	4	7	145.5	31	475	11	5/91	6/137	43.18	3.25	79.5	1	0	2	0
V Sehwag	4	7	82.0	14	217	5	5/104	5/118	43.40	2.64	98.4	1	0	3	0
A Kumble	2	4	98.3	15	286	3	3/112	3/126	95.33	2.90	197.0	0	0	1	0
SR Tendulkar	4	2	3.0	0	15	0	-	-	-	5.00	-	0	0	2	0
MS Dhoni	4	-	-	-	-	-	-	-	-	-	-	-	-	8	3
R Dravid	4	-	-	-	-	-	-	-	-	-	-	-	-	3	0
G Gambhir	3	-	-	-	-	-	-	-	-	-	-	-	-	0	0
SC Ganguly	4	-	-	-	-	-	-	-	-	-	-	-	-	0	0
VVS Laxman	4	-	-	-	-	-	-	-	-	-	-	-	-	3	0
M Vijay	1	-	-	-	-	-	-	-	-	-	-	-	-	1	0

## INDIA v AUSTRALIA FIRST TEST

Played in Bangalore, 9-13 October 2008  
Umpires: Asad Rauf (Pakistan) and RE Koertzen (South Africa)  
Toss won by: Australia  
Result: Match drawn  
Player of the Match: Z Khan

### AUSTRALIA BATTING

ML Hayden	c Dhoni b Khan	0	lbw b Khan	13
SM Katich	c Dhoni b Sharma	66	c Laxman b Harbhajan Singh	34
RT Ponting*	lbw b Harbhajan Singh	123	c Laxman b Sharma	17
MEK Hussey	b Khan	146	b Harbhajan Singh	31
MJ Clarke	lbw b Khan	11	c Sehwag b Sharma	6
SR Watson	b Sharma	2	b Sharma	41
BJ Haddin	c Laxman b Sharma	33	not out	35
CL White	c Harbhajan Singh b Sharma	6	not out	18
B Lee	b Khan	27		
MG Johnson	b Khan	1		
SR Clark	not out	0		
SUNDRIES	(lb 11, w 1, nb 3)	15	(b 13, lb 10, w 6, nb 4)	33

**TOTAL: 430** **6 dec for 228**

FOW: 0, 166, 226, 254, 259, 350, 362, 421, 429, 430 FOW: 21, 49, 99, 115, 128, 203

### INDIA BOWLING

	O	M	R	W	O	M	R	W
Z Khan	29.5	4	91	5	17	4	46	1
I Sharma	30	7	77	4	14	3	40	3
Harbhajan Singh	41	8	103	1	27	5	76	2
A Kumble	43	6	129	0	8	0	31	0
V Sehwag	6	0	19	0	7	1	12	0

### INDIA BATTING

G Gambhir	lbw b Lee	21	b Johnson	29
V Sehwag	c Hayden b Johnson	45	c Hayden b Clark	6
R Dravid	lbw b Watson	51	c Ponting b Lee	5
SR Tendulkar	c White b Johnson	13	c Clarke b White	49
VVS Laxman	c Haddin b Johnson	0	not out	42
SC Ganguly	lbw b Johnson	47	not out	26
MS Dhoni	b Clarke	9		
Harbhajan Singh	c Haddin b Watson	54		
Z Khan	not out	57		
A Kumble*	lbw b Watson	5		
I Sharma	b Clarke	6		
SUNDRIES	(b 23, lb 23, nb 6)	52	(b 16, lb 3, nb 1)	20

**TOTAL: 360** **4 for 177**

FOW: 70, 76, 94, 106, 155, 195, 232, 312, 343, 360 FOW: 16, 24, 77, 138

### AUSTRALIA BOWLING

	O	M	R	W	O	M	R	W
B Lee	26	6	64	1	11	3	26	1
SR Clark	17	3	58	0	11	6	12	1
MG Johnson	27	4	70	4	8	3	23	1
SR Watson	19	4	45	3	5	2	8	0
CL White	13	2	39	0	18	4	49	1
MJ Clarke	17	3	38	2	20	7	40	0

## INDIA v AUSTRALIA SECOND TEST

Played in Chandigarh, 17-21 October 2008  
Umpires: Asad Rauf (Pakistan) and RE Koertzen (South Africa)  
Toss won by: India  
Result: India won by 320 runs  
Player of the Match: MS Dhoni

### INDIA BATTING

G Gambhir	c Haddin b Johnson	67	c Hussey b White	104
V Sehwag	c Haddin b Johnson	35	c Haddin b Siddle	90
R Dravid	b Lee	39		
SR Tendulkar	c Hayden b Siddle	88	(5) not out	10
VVS Laxman	c Haddin b Johnson	12		
SC Ganguly	c Lee b White	102	(4) c Clarke b Lee	27
I Sharma	c Katich b Siddle	9		
MS Dhoni*	lbw b Siddle	92	(3) not out	68
Harbhajan Singh	b White	1		
Z Khan	run out (Lee/Haddin)	2		
A Mishra	not out	0		
SUNDRIES	(b 4, lb 10, w 5, nb 3)	22	(b 3, lb 4, w 5, nb 3)	15

**TOTAL: 469** **3 dec for 314**

FOW: 70, 146, 146, 163, 305, 326, 435, 442, 469, 469 FOW: 182, 224, 290

### AUSTRALIA BOWLING

	O	M	R	W	O	M	R	W
B Lee	24	5	86	1	14	0	61	1
PM Siddle	28	5	114	3	15	1	62	1
MG Johnson	27	4	85	3	14	0	72	0
SR Watson	24	3	71	0	5	0	20	0
MJ Clarke	7	0	28	0	1	0	6	0
CL White	19	0	71	2	8	0	48	1
MEK Hussey					8	0	38	0

### AUSTRALIA BATTING

ML Hayden	b Khan	0	lbw b Harbhajan Singh	29
SM Katich	b Mishra	33	c Tendulkar b Harbhajan Singh	20
RT Ponting*	lbw b Sharma	5	b Sharma	2
MEK Hussey	c Dhoni b Sharma	54	lbw b Harbhajan Singh	1
MJ Clarke	lbw b Mishra	23	c Sehwag b Mishra	69
SR Watson	lbw b Mishra	78	lbw b Sharma	2
BJ Haddin	b Harbhajan Singh	9	b Khan	37
CL White	b Mishra	5	c Dhoni b Khan	1
B Lee	c Dravid b Harbhajan Singh	35	b Khan	0
MG Johnson	not out	9	c & b Mishra	26
PM Siddle	st Dhoni b Mishra	0	not out	0
SUNDRIES	(lb 13, nb 4)	17	(b 4, nb 4)	8

**TOTAL: 268** **195**

FOW: 0, 17, 62, 102, 130, 146, 167, 240, 262, 268 FOW: 49, 50, 52, 52, 58, 142, 144, 144, 194, 195

### INDIA BOWLING

	O	M	R	W	O	M	R	W
Z Khan	25	7	56	1	15	3	71	3
I Sharma	21	4	68	2	13	4	42	2
Harbhajan Singh	29	9	60	2	20	3	36	3
A Mishra	26.4	8	71	5	11.4	2	35	2
V Sehwag					5	2	7	0

## INDIA v AUSTRALIA THIRD TEST

Played in Delhi, 29 October - 2 November 2008  
 Umpires: Aleem Dar (Pakistan) and BF Bowden (New Zealand)  
 Toss won by: India  
 Result: Match drawn  
 Player of the Match: VVS Laxman

### INDIA BATTING

G Gambhir	b Watson	206	lbw b Johnson	36
V Sehwag	lbw b Lee	1	b Lee	16
R Dravid	c Hayden b Johnson	11	(4) b Lee	11
SR Tendulkar	c Haddin b Johnson	68	(5) c Hayden b White	47
VVS Laxman	not out	200	(6) not out	59
SC Ganguly	c Ponting b Katich	5	(7) not out	32
MS Dhoni	c Haddin b Watson	27		
A Kumble*	lbw b Johnson	45		
Z Khan	not out	28		
I Sharma			(3) c Ponting b Clark	1
A Mishra				
SUNDRIES	(b 6, lb 8, w 2, nb 6)	22	(lb 4, w 1, nb 1)	6

**TOTAL: 7 dec for 613** **5 dec for 208**

FOW: 5, 27, 157, 435, 444, 481, 579 FOW: 29, 34, 53, 93, 145

### AUSTRALIA BOWLING

	O	M	R	W	O	M	R	W
B Lee	30	2	119	1	17	3	48	2
SR Clark	33	9	69	0	12	6	22	1
MG Johnson	32	4	142	3	12	0	23	1
SR Watson	20	4	66	2	7	0	27	0
CL White	15	1	73	0	8	0	23	1
MJ Clarke	14	0	59	0	20.3	7	56	0
SM Katich	15	3	60	1	1	0	5	0
RT Ponting	2	0	11	0				

### AUSTRALIA BATTING

ML Hayden	lbw b Sehwag	83	not out	16
SM Katich	b Mishra	64	not out	14
RT Ponting*	b Sehwag	87		
MEK Hussey	b Sehwag	53		
MJ Clarke	c Khan b Mishra	112		
SR Watson	b Sehwag	36		
BJ Haddin	st Dhoni b Kumble	17		
CL White	b Sehwag	44		
B Lee	lbw b Kumble	8		
MG Johnson	c & b Kumble	15		
SR Clark	not out	1		
SUNDRIES	(b 28, lb 17, w 2, nb 10)	57	(lb 1)	1

**TOTAL: 577** **0 for 31**

FOW: 123, 202, 284, 326, 399, 426, 532, 555, 567, 577

### INDIA BOWLING

	O	M	R	W	O	M	R	W
Z Khan	23	5	86	0				
I Sharma	25	5	84	0				
A Kumble	43.3	9	112	3	4	0	14	0
A Mishra	47	12	144	2	2	0	2	0
V Sehwag	40	9	104	5	2	0	14	0
SR Tendulkar	1	0	2	0				

## INDIA v AUSTRALIA FOURTH TEST

Played in Nagpur, 6-10 November 2008  
 Umpires: Aleem Dar (Pakistan) and BF Bowden (New Zealand)  
 Toss won by: India  
 Result: India won by 172 runs  
 Player of the Match: I Sharma

### INDIA BATTING

V Sehwag	b Krejza	66	c Haddin b Lee	92
M Vijay	c Haddin b Watson	33	lbw b Watson	41
R Dravid	c Katich b Krejza	0	c Haddin b Watson	3
SR Tendulkar	lbw b Johnson	109	run out (White/Haddin)	12
VVS Laxman	c Haddin b Krejza	64	b Krejza	4
SC Ganguly	c Clarke b Krejza	85	c & b Krejza	0
MS Dhoni*	b Krejza	56	c Hussey b Krejza	55
Harbhajan Singh	not out	18	b Watson	52
Z Khan	b Krejza	1	c Haddin b Krejza	6
A Mishra	b Krejza	0	b Watson	7
I Sharma	c Katich b Krejza	0	not out	1
SUNDRIES	(b 4, lb 2, w 1, nb 2)	9	(b 6, lb 3, w 6, nb 2, pen 5)	22

**TOTAL: 441** **295**

FOW: 98, 99, 116, 262, 303, 422, 423, 437, 437, 441 FOW: 116, 132, 142, 163, 163, 166, 274, 286, 288, 295

### AUSTRALIA BOWLING

	O	M	R	W	O	M	R	W
B Lee	16	2	62	0	10	3	27	1
MG Johnson	32	11	84	1	14	4	22	0
SR Watson	20	5	42	1	15.4	2	42	4
JJ Krejza	43.5	1	215	8	31	3	143	4
CL White	10	1	24	0	2	0	15	0
SM Katich	3	0	8	0				
MEK Hussey					4	2	3	0
MJ Clarke					6	1	29	0

### AUSTRALIA BATTING

ML Hayden	run out (Vijay)	16	lbw b Harbhajan Singh	77
SM Katich	lbw b Khan	102	c Dhoni b Sharma	16
RT Ponting*	b Harbhajan Singh	24	run out (Mishra)	8
MEK Hussey	run out (Vijay/Dhoni)	90	(5) c Dravid b Mishra	19
MJ Clarke	c Dhoni b Sharma	8	(4) c Dhoni b Sharma	22
SR Watson	b Harbhajan Singh	2	c Dhoni b Harbhajan Singh	9
BJ Haddin	c Dravid b Mishra	28	c Tendulkar b Mishra	4
CL White	c Sehwag b Harbhajan Singh	46	not out	26
JJ Krejza	lbw b Sharma	5	st Dhoni b Mishra	4
MG Johnson	c Khan b Mishra	5	(11) lbw b Harbhajan Singh	11
B Lee	not out	1	(10) c Vijay b Harbhajan Singh	0
SUNDRIES	(b 12, lb 3, w 2, nb 6, pen 5)	28	(b 6, lb 1, w 4, nb 2)	13

**TOTAL: 355** **209**

FOW: 32, 74, 229, 255, 265, 266, 318, 333, 352, 355 FOW: 29, 37, 82, 150, 154, 161, 178, 190, 191, 209

### INDIA BOWLING

	O	M	R	W	O	M	R	W
Z Khan	28	8	68	1	8	0	57	0
Harbhajan Singh	37	7	94	3	18.2	2	64	4
I Sharma	26	8	64	2	9	0	31	2
A Mishra	23.4	5	58	2	11	2	27	3
V Sehwag	18	2	38	0	4	0	23	0
SR Tendulkar	2	0	13	0				

# POWERADE®



The **POWER** to  
reach your **GOAL**™

**POWERADE Isotonic** is scientifically proven to help you perform at your peak for longer.\* The special blend of carbohydrates and electrolytes is in balance with your body's fluid to provide fast and effective hydration.

[www.POWERADE.com.au](http://www.POWERADE.com.au)

\*Research conducted by the NSW Institute of Sport, March 2006.

For research abstract refer to [nswis.com.au](http://nswis.com.au) © 2009 The Coca-Cola Company. 'POWERADE',

'MOUNTAIN BLAST' and 'THE POWER TO REACH YOUR GOAL' are trade marks of The Coca-Cola Company.

## 3 MOBILE TEST SERIES

### NEW ZEALAND TOUR OF AUSTRALIA



#### First Test - Brisbane

New Zealand Captain Daniel Vettori won the toss and had no hesitation sending the home side in to bat on a pitch that had been kept under covers for the best part of a week due to heavy rain in south east Queensland. The decision paid immediate dividends when Tim Southee ripped through the Australian top-order and they slumped to 3/23. Mike Hussey (35) and Michael Clarke led the recovery mission. The Aussie Vice Captain was the last man dismissed for 98 in his team's total of 214. The Black Caps responded with 156. Mitchell Johnson was the best of the bowlers with 4/30, while Lee, Clark and Watson took two wickets apiece. Simon Katich carried his bat in the Australian second innings to finish unbeaten on 131, and New Zealand was set the tough task of making 327 to take a one-nil lead in the series. Brett Lee removed Jamie How in the first over of the run chase to spark the beginning of the end for the visitors. Ross Taylor's 75 gave his team some hope, but he had little support as the Black Caps were dismissed for 177 to give Australia first blood with a 149-run victory. Johnson's 5/39, giving him match figures of 9/69, earned the left-arm paceman Man of the Match honours.

#### Second Test - Adelaide

Vettori called correctly for the second successive match and the Black Caps would bat first in typically friendly conditions at the Adelaide Oval. Former South Perth batsman Aaron Redmond top-scored with 83 at the top of the order, but the visitors were bundled out for only 270. Brett Lee took 4/66, while Mitchell Johnson (2/56) and Nathan Hauritz (2/63) were the other multiple wicket-takers. The home side was ruthless in its reply, posting 535 to lead by a massive 265 on the first innings. Brad Haddin notched his maiden Test century, leading the way with a brilliant 169, which contained 24 boundaries and two sixes. Michael Clarke's excellent form continued as he made 110 and shared in a 181-run stand with Haddin for the sixth wicket. Ponting (79) and Hussey (70) were also prominent. Lee (5/105) & Johnson (3/29) combined to reduce the Black Caps to a paltry 6/84 in their second innings, and although an unbeaten 84 from Brendon McCullum added respectability to the score, it couldn't prevent

the home side from coasting to victory with more than a day to spare by an innings and 62 runs, and claiming a two-nil sweep of the Trans-Tasman Series. Haddin was named Man of the Match, while Clarke was judged to be Player of the Series.

#### TOURING PARTY

DL Vettori (Captain)  
GD Elliott  
DR Flynn  
PG Fulton  
MR Gillespie  
GJ Hopkins  
JM How  
CS Martin  
BB McCullum  
KD Mills  
IE O'Brien  
AJ Redmond  
JD Ryder  
TG Southee  
LRPL Taylor

#### SUMMARY OF MATCHES

Tests: Played 2, Lost 2  
Tour Matches: Played 1, Lost 1

#### RESULT OF MATCHES

13-16 Nov 2008 - Sydney  
New Zealanders 266 and 256 lost to New South Wales 361 and 4/162

#### First Test

20-23 Nov 2008 - Brisbane  
Australia 214 and 268 b New Zealand 156 and 177

#### Second Test

28 Nov-1 Dec 2008 - Adelaide  
New Zealand 270 and 203 lost to Australia 535



## AUSTRALIA BATTING

Player	Mat	Inns	NO	Runs	HS	Ave	BF	SR	100	50	0	4s	6s
SM Katich	2	3	1	164	131*	82.00	304	53.94	1	0	0	21	0
MJ Clarke	2	3	0	217	110	72.33	471	46.07	1	1	0	21	0
BJ Haddin	2	3	0	194	169	64.66	285	68.07	1	0	0	28	2
MEK Hussey	2	3	0	105	70	35.00	265	39.62	0	1	1	12	0
RT Ponting	2	3	0	100	79	33.33	158	63.29	0	1	0	14	0
SR Clark	2	3	2	32	18	32.00	56	57.14	0	0	0	5	0
MG Johnson	2	3	0	59	31	19.66	112	52.67	0	0	0	8	1
A Symonds	2	3	0	46	26	15.33	84	54.76	0	0	1	6	0
ML Hayden	2	3	0	32	24	10.66	53	60.37	0	0	1	7	0
B Lee	2	3	0	30	19	10.00	85	35.29	0	0	0	5	1
SR Watson	1	2	0	6	5	3.00	18	33.33	0	0	0	1	0
NM Hauritz	1	1	0	1	1	1.00	12	8.33	0	0	0	0	0

## AUSTRALIA BOWLING

Player	Mat	Inns	Overs	Mdns	Runs	Wkts	BBI	BBM	Ave	Econ	SR	5	10	Ct	St
MG Johnson	2	4	65.4	21	154	14	5/39	9/69	11.00	2.34	28.1	1	0	0	0
B Lee	2	4	75.3	18	262	12	5/105	9/171	21.83	3.47	37.7	1	0	1	0
NM Hauritz	1	2	40.0	13	95	4	2/32	4/95	23.75	2.37	60.0	0	0	0	0
SR Clark	2	4	62.0	18	167	7	4/43	6/89	23.85	2.69	53.1	0	0	1	0
SR Watson	1	2	15.0	3	54	2	2/35	2/54	27.00	3.60	45.0	0	0	0	0
A Symonds	2	3	17.0	2	33	1	1/17	1/17	33.00	1.94	102.0	0	0	5	0
MJ Clarke	2	1	2.0	0	6	0	-	-	-	3.00	-	0	0	4	0
BJ Haddin	2	-	-	-	-	-	-	-	-	-	-	-	-	5	0
ML Hayden	2	-	-	-	-	-	-	-	-	-	-	-	-	1	0
MEK Hussey	2	-	-	-	-	-	-	-	-	-	-	-	-	0	0
SM Katich	2	-	-	-	-	-	-	-	-	-	-	-	-	2	0
RT Ponting	2	-	-	-	-	-	-	-	-	-	-	-	-	5	0

## NEW ZEALAND BATTING

Player	Mat	Inns	NO	Runs	HS	Ave	BF	SR	100	50	0	4s	6s
BB McCullum	2	4	1	125	84*	41.66	249	50.20	0	1	0	18	3
LRPL Taylor	2	4	0	160	75	40.00	287	55.74	0	1	0	22	0
DR Flynn	2	4	1	88	39*	29.33	218	40.36	0	0	0	16	0
AJ Redmond	2	4	0	115	83	28.75	207	55.55	0	1	0	19	2
PG Fulton	1	2	0	36	29	18.00	126	28.57	0	0	0	3	1
JD Ryder	2	4	0	70	30	17.50	144	48.61	0	0	0	9	0
JM How	2	4	0	58	28	14.50	153	37.90	0	0	1	8	0
DL Vettori	2	4	1	43	18*	14.33	145	29.65	0	0	0	5	0
TG Southee	2	4	1	25	12*	8.33	51	49.01	0	0	1	0	3
GD Elliott	1	2	0	9	9	4.50	42	21.42	0	0	1	2	0
IE O'Brien	2	4	0	4	3	1.00	54	7.40	0	0	2	0	0
CS Martin	2	4	0	2	1	0.50	19	10.52	0	0	2	0	0

## NEW ZEALAND BOWLING

Player	Mat	Inns	Overs	Mdns	Runs	Wkts	BBI	BBM	Ave	Econ	SR	5	10	Ct	St
AJ Redmond	2	1	6.0	0	47	2	2/47	2/47	23.50	7.83	18.0	0	0	2	0
JD Ryder	2	3	13.0	2	48	2	2/7	2/15	24.00	3.69	39.0	0	0	2	0
IE O'Brien	2	3	67.0	13	213	7	3/111	4/102	30.42	3.17	57.4	0	0	0	0
CS Martin	2	3	66.0	13	221	6	3/69	4/111	36.83	3.34	66.0	0	0	0	0
DL Vettori	2	3	86.4	24	197	5	2/46	3/73	39.40	2.27	104.0	0	0	2	0
GD Elliott	1	2	16.0	5	44	1	1/15	1/44	44.00	2.75	96.0	0	0	0	0
TG Southee	2	3	61.2	9	225	5	4/63	5/125	45.00	3.66	73.6	0	0	0	0
DR Flynn	2	-	-	-	-	-	-	-	-	-	-	-	-	0	0
PG Fulton	1	-	-	-	-	-	-	-	-	-	-	-	-	2	0
JM How	2	-	-	-	-	-	-	-	-	-	-	-	-	2	0
BB McCullum	2	-	-	-	-	-	-	-	-	-	-	-	-	9	0
LRPL Taylor	2	-	-	-	-	-	-	-	-	-	-	-	-	3	0

## AUSTRALIA v NEW ZEALAND FIRST TEST

Played at the Gabba, 20-23 November 2008  
Umpires: BR Doctrove (West Indies) and RE Koertzen (South Africa)  
Toss won by: New Zealand  
Result: Australia won by 149 runs  
Player of the Match: MG Johnson

### AUSTRALIA BATTING

ML Hayden	c Taylor b Southee	8	c McCullum b Martin	0
SM Katich	c McCullum b Southee	10	not out	131
RT Ponting*	c How b Southee	4	c Redmond b O'Brien	17
MEK Hussey	lbw b Martin	35	c McCullum b O'Brien	0
MJ Clarke	b Ryder	98	run out (Redmond)	9
A Symonds	c McCullum b O'Brien	26	c McCullum b Martin	20
SR Watson	c McCullum b O'Brien	1	lbw b Martin	5
BJ Haddin	c How b Ryder	6	b Vettori	19
B Lee	c McCullum b Southee	4	b Vettori	7
MG Johnson	c Taylor b Vettori	5	c Vettori b Elliott	31
SR Clark	not out	13	c Vettori b Southee	18
SUNDRIES	(lb 2, w 1, nb 1)	4	(lb 10, nb 1)	11

**TOTAL: 214** **268**

FOW: 13, 22, 23, 96, 132, 139, 152, 160, 183, 214  
FOW: 0, 40, 40, 53, 109, 115, 156, 186, 239, 268

### NEW ZEALAND BOWLING

	O	M	R	W	O	M	R	W
CS Martin	18	4	42	1	21	5	69	3
TG Southee	18	3	63	4	16.2	5	62	1
IE O'Brien	19	6	44	2	17	1	58	2
GD Elliott	10	4	29	0	6	1	15	1
DL Vettori	8	0	27	1	19	4	46	2
JD Ryder	4	1	7	2	2	0	8	0

### NEW ZEALAND BATTING

AJ Redmond	c Ponting b Clark	3	c & b Clark	10
JM How	b Lee	14	c Ponting b Lee	0
JD Ryder	c Haddin b Watson	30	lbw b Johnson	24
LRPL Taylor	lbw b Lee	40	c Haddin b Johnson	75
BB McCullum	c Ponting b Johnson	8	lbw b Clark	3
DR Flynn	not out	39	b Johnson	29
GD Elliott	b Watson	9	b Clark	0
DL Vettori*	c Symonds b Johnson	2	c Symonds b Johnson	10
TG Southee	c Symonds b Johnson	0	not out	12
IE O'Brien	c Clarke b Johnson	1	c Clarke b Clark	3
CS Martin	b Clark	1	b Johnson	1
SUNDRIES	(lb 3, nb 6)	9	(lb 5, w 2, nb 3)	10

**TOTAL: 156** **177**

FOW: 7, 44, 64, 73, 108, 127, 143, 143, 149, 156  
FOW: 1, 30, 40, 49, 133, 143, 160, 161, 164, 177

### AUSTRALIA BOWLING

	O	M	R	W	O	M	R	W
B Lee	16	5	38	2	9	0	53	1
SR Clark	15	2	46	2	17	5	43	4
SR Watson	10	2	35	2	5	1	19	0
MG Johnson	8	3	30	4	17.3	6	39	5
A Symonds	1	0	4	0	4	0	12	0
MJ Clarke					2	0	6	0

## AUSTRALIA v NEW ZEALAND SECOND TEST

Played at Adelaide Oval, 28 November - 1 December 2008  
Umpires: BR Doctrove (West Indies) and RE Koertzen (South Africa)  
Toss won by: New Zealand  
Result: Australia won by an innings and 62 runs  
Player of the Match: BJ Haddin

### NEW ZEALAND BATTING

AJ Redmond	c Symonds b Hauritz	83	c Clarke b Lee	19
JM How	c Haddin b Johnson	16	c Ponting b Lee	28
JD Ryder	c Clarke b Hauritz	13	c Symonds b Lee	3
LRPL Taylor	lbw b Clark	44	c & b Lee	1
PG Fulton	c Katich b Symonds	29	b Johnson	7
DR Flynn	b Lee	11	lbw b Johnson	9
BB McCullum	c Haddin b Lee	30	not out	84
DL Vettori*	not out	18	c Hayden b Hauritz	13
TG Southee	c Katich b Johnson	2	c Ponting b Hauritz	11
IE O'Brien	c Haddin b Lee	0	lbw b Lee	0
CS Martin	b Lee	0	b Johnson	0
SUNDRIES	(b 4, lb 8, w 1, nb 11)	24	(b 7, lb 8, nb 13)	28

**TOTAL: 270** **203**

FOW: 46, 101, 130, 194, 200, 228, 266, 269, 270, 270  
FOW: 39, 55, 58, 63, 76, 84, 105, 131, 181, 203

### AUSTRALIA BOWLING

	O	M	R	W	O	M	R	W
B Lee	25.3	8	66	4	25	5	105	5
SR Clark	20	6	56	1	10	5	22	0
MG Johnson	25	5	56	2	15.1	7	29	3
NM Hauritz	16	2	63	2	24	11	32	2
A Symonds	12	2	17	1				

### AUSTRALIA BATTING

ML Hayden	run out (How/McCullum)	24
SM Katich	c Ryder b Vettori	23
RT Ponting*	c Fulton b O'Brien	79
MEK Hussey	c Redmond b Martin	70
MJ Clarke	c Ryder b O'Brien	110
A Symonds	c McCullum b Martin	0
BJ Haddin	c Fulton b Redmond	169
B Lee	c Taylor b O'Brien	19
MG Johnson	c McCullum b Redmond	23
NM Hauritz	b Vettori	1
SR Clark	not out	1
SUNDRIES	(b 2, lb 8, w 1, nb 5)	16

**TOTAL: 535**

FOW: 38, 49, 155, 244, 247, 428, 470, 526, 532, 535

### NEW ZEALAND BOWLING

	O	M	R	W	O	M	R	W
CS Martin	27	4	110	2				
TG Southee	27	1	100	0				
DL Vettori	59.4	20	124	2				
IE O'Brien	31	6	111	3				
JD Ryder	7	1	33	0				
AJ Redmond	6	0	47	2				

## LILAC HILL FESTIVAL OF CRICKET



The Lilac Hill Festival Match underwent a makeover in 2008, renamed the Festival of Cricket and showcasing the newest format of the game, Twenty20, in an action-packed double-header.

The Cricket Australia Chairman's XI, who had traditionally taken on visiting teams from around the world for almost two decades, took on the WACA President's XI, with both teams featuring past and present cricket identities, while the Warriors and Victoria clashed in the main event later in the afternoon in what was to be the final hit-out for both teams before they headed to the inaugural Champions League Twenty20 in India.

Sadly, the terrorist attacks in Mumbai little more than 24 hours prior to the first ball bowled at Lilac Hill forced the historic tournament to be postponed, but the players pushed aside their disappointment to put on a marvellous spectacle for the excellent crowd in attendance.

Warriors skipper Marcus North won the toss and sent the Bushrangers in to bat, sticking with the home side's successful policy from last summer's KFC Twenty20 Big Bash of batting second and chasing down a target.

The 07-08 Big Bash Player of the Series David Hussey (43 from 31 balls) once again led the way for the visitors, and he was well supported by all-rounder Andrew McDonald (36 not out from 18 deliveries) and rookie batsman Aaron Finch (31) as the Vics posted 7/181 from their 20 overs.

The Warriors' run chase was spearheaded by Luke Pomersbach, almost 12 months to the day he bludgeoned 88 against New Zealand playing in the 2007 Lilac Hill Festival Match. His unbeaten 84 from 46 deliveries, as well as North's 44 not out from 25 balls, steered the Warriors home by eight wickets with ten balls to spare.

The WACA President's XI proved far too strong in the curtain-raiser, racing to an eight wicket victory on the back of 86 from 49 balls by Liam Davis and Matt Johnston's 70 not out from 46 deliveries, which helped to overhaul the Cricket Australia Chairman's XI total of 169 from their 20 overs.

However the star of the opening match proved to be former Adelaide Crows midfielder and newly-appointed senior coach of Perth Football Club, Andrew Jarman. He picked up the wicket of Davis with his first delivery, celebrated by performing a lap of honour, and had the crowd in stitches with his antics in the field.

Luke Pomersbach took out the PricewaterhouseCoopers Player of the Match for his efforts in the Warriors-Victoria clash, while the annual Chairman's Award was presented to the opposing coaches, Tom Moody and Greg Shipperd, for the part they played in ensuring another spectacular chapter was added to the rich history of festival cricket at Lilac Hill.



## 3 MOBILE TEST SERIES SOUTH AFRICA TOUR OF AUSTRALIA



### First Test - Perth

Australian Captain Ricky Ponting won the toss and elected to bat, however they began this series just as they had done against the Black Caps in Brisbane with a disastrous top-order collapse. Simon Katich (83) and Michael Clarke (62) came to the rescue with a 149-run fourth wicket partnership. Andrew Symonds chipped in with 57, while Brad Haddin's run of good form continued with a well-made 46. Some useful contributions from the tail enabled the home side to post a respectable 375. Makhaya Ntini took 4/72 to be the pick of the visitors' bowlers. A pair of 63s from Jacques Kallis and AB De Villiers, as well as 48 to Graeme Smith and 47 to Hashim Amla, had the Proteas cruising at 3/234, before Mitchell Johnson turned the match on its head. He took 8/61 from 24 overs, including a devastating spell of 5/2 in 21 deliveries late on the second day, as the visitors slumped to be all out for 281, a deficit of 94. Australia was in trouble at 7/162 in their second innings, but a late rally from Haddin (94), with the support of the tail once again, carried Australia to 319 and left the Proteas a target of 414 in just over five sessions. South Africa cantered home to win by six wickets, thanks to centuries from Smith (108) and De Villiers (106 not out), and half centuries to Amla (53), Kallis (57) and debutante JP Duminy (50 not out). Johnson's 3/98 gave him ten wickets in a match for the first time, as the Proteas achieved the second highest run chase in Test history to take a one-nil series lead. De Villiers was judged Man of the Match.

### Second Test - Melbourne

Ricky Ponting again chose to bat first after winning the toss and came in after the early loss of Matthew Hayden for eight. He struck a superb 101 to spearhead his team's charge towards levelling the series. His deputy Michael Clarke made an unbeaten 88, sharing in useful partnerships with the tail to push Australia's total to 394. Three wickets apiece to Peter Siddle and Nathan Hauritz and two to Mitchell Johnson reduced South Africa to 8/251 in reply, before JP Duminy - in just his second Test appearance - produced one of the greatest knocks seen at the MCG. Duminy's 166 came from 448 patient minutes, and along with Paul Harris (39) and Dale Steyn (76) he took his team to an unlikely first innings lead of 65 after the visitors were dismissed for 459. Ponting fell agonisingly short of becoming the first man


to score centuries in both innings of a Test match on four occasions, falling for 99. But aside from Mitchell Johnson's 43 not out, the Australian batsmen failed to fire and they were bowled out for 247. Steyn took 5/67, to go alongside 5/87 in the first innings, giving him ten wickets for the match. South Africa wasn't troubled in their pursuit of 183 to clinch the series, reaching the target for the loss of one wicket. Graeme Smith made 75, while Neil McKenzie was unbeaten on 59. Steyn's all-round efforts saw him receive the Man of the Match award.

### Third Test - Sydney

For the third successive Test match, Ricky Ponting won the toss and batted with Australia needing to win to avoid a series whitewash and subsequent loss of their number one ranking in the ICC Test Championship. The home side made 445 in their first innings, thanks largely to 138 from Michael Clarke - his first Test century in Sydney - and a gutsy 64 to Mitchell Johnson further down the order. The pair added a vital 142 for the seventh wicket. Dale Steyn (3/95) and Paul Harris (3/84) were the best of the Proteas' bowlers. South Africa recovered from the early loss of skipper Graeme Smith, who was forced to retire hurt after being struck on the arm by a Johnson delivery, to post 327 in reply. Mark Boucher top-scored with 89, while Peter Siddle captured his first five wicket haul in Test cricket (5/59 in 27.5 overs) to be the pick of the Aussie bowlers. The home side declared their second innings closed at 4/257, setting the visitors a target of 376 to claim a series clean sweep. Despite the efforts of Hashim Amla (59) and AB De Villiers (56), and a brave 26-minute knock from an injured Smith in an attempt to save the Test, Australia wrapped up victory with just ten balls to spare. Siddle's 3/54, giving him eight wickets for the game, earned him Man of the Match honours. Smith's outstanding captaincy and 326 runs at an average of 65.20 saw him awarded Man of the Series.

#### TOURING PARTY

GC Smith (Captain)	JH Kallis	DW Steyn
HM Amla	ND McKenzie	LL Tsotsobe
MV Boucher	M Morkel	VB van Jaarsveld
AB De Villiers	M Ntini	M Zondeki
JP Duminy	RJ Peterson	
PL Harris	AG Prince	



### SUMMARY OF MATCHES

Tests: Played 3, Won 2, Lost 1

Tour Matches: Played 2, Drawn 1, Lost 1

### RESULT OF MATCHES

11 Dec 2008 - Perth

South Africans 2/185 lost to Retravision Warriors 4/215

12-13 Dec 2008 - Perth

South Africans 8/320 dec drew with WA XI 280

### First Test

17-21 Dec 2008 - Perth

Australia 375 and 319 lost to South Africa 281 and 4/414

### Second Test

26-30 Dec 2008 - Melbourne

Australia 394 and 247 lost to South Africa 459 and 1/183

### Third Test

3-7 Jan 2009 - Sydney

Australia 445 and 4/257 dec  
b South Africa 327 and 272

## AUSTRALIA BATTING

Player	Mat	Inns	NO	Runs	HS	Ave	BF	SR	100	50	0	4s	6s
MJ Clarke	3	6	1	383	138	76.60	800	47.87	1	2	0	36	1
JJ Krejza	1	2	1	62	32	62.00	108	57.40	0	0	0	8	0
SM Katich	3	6	0	297	83	49.50	543	54.69	0	3	0	30	1
RT Ponting	3	6	0	285	101	47.50	409	69.68	1	2	2	30	1
BJ Haddin	3	5	0	228	94	45.60	389	58.61	0	1	0	20	8
MG Johnson	3	5	1	146	64	36.50	271	53.87	0	1	1	20	0
A Symonds	2	4	0	121	57	30.25	225	53.77	0	1	1	11	1
ML Hayden	3	6	0	117	39	19.50	221	52.94	0	0	0	19	0
PM Siddle	3	5	1	75	23	18.75	155	48.38	0	0	0	7	0
NM Hauritz	2	3	0	56	41	18.66	92	60.86	0	0	0	9	0
MEK Hussey	3	6	1	85	45*	17.00	252	33.73	0	0	2	8	1
B Lee	2	4	0	63	29	15.75	94	67.02	0	0	0	11	0
AB McDonald	1	1	0	15	15	15.00	54	27.77	0	0	0	1	0
DE Bollinger	1	1	1	0	0*	-	5	0.00	0	0	0	0	0

## AUSTRALIA BOWLING

Player	Mat	Inns	Overs	Mdns	Runs	Wkts	BBI	BBM	Ave	Econ	SR	5	10	Ct	St
MEK Hussey	3	1	5.0	0	22	1	1/22	1/22	22.00	4.40	30.0	0	0	3	0
AB McDonald	1	2	35.0	14	73	3	2/32	3/73	24.33	2.08	70.0	0	0	1	0
MG Johnson	3	6	159.4	29	440	17	8/61	11/159	25.88	2.75	56.3	1	1	2	0
PM Siddle	3	6	145.4	44	356	13	5/59	8/113	27.38	2.44	67.2	1	0	1	0
NM Hauritz	2	4	101.0	27	254	5	3/98	4/139	50.80	2.51	121.2	0	0	0	0
DE Bollinger	1	2	44.0	9	131	2	2/53	2/131	65.50	2.97	132.0	0	0	0	0
JJ Krejza	1	2	49.0	4	204	1	1/102	1/204	204.00	4.16	294.0	0	0	3	0
B Lee	2	4	71.0	9	249	1	1/73	1/132	249.00	3.50	426.0	0	0	0	0
A Symonds	2	2	14.0	4	24	0	-	-	-	1.71	-	0	0	1	0
MJ Clarke	3	4	21.0	1	77	0	-	-	-	3.66	-	0	0	0	0
BJ Haddin	3	-	-	-	-	-	-	-	-	-	-	-	-	8	0
ML Hayden	3	-	-	-	-	-	-	-	-	-	-	-	-	1	0
SM Katich	3	-	-	-	-	-	-	-	-	-	-	-	-	2	0
RT Ponting	3	-	-	-	-	-	-	-	-	-	-	-	-	0	0

## SOUTH AFRICA BATTING

Player	Mat	Inns	NO	Runs	HS	Ave	BF	SR	100	50	0	4s	6s
GC Smith	3	6	1	326	108	65.20	496	65.72	1	2	0	40	0
JP Duminy	3	5	1	246	166	61.50	614	40.06	1	1	0	26	1
AB De Villiers	3	5	1	243	106*	60.75	563	43.16	1	2	0	25	1
HM Amla	3	6	1	259	59	51.80	517	50.09	0	3	0	30	0
JH Kallis	3	5	0	187	63	37.40	338	55.32	0	2	0	18	3
MV Boucher	3	4	0	122	89	30.50	275	44.36	0	1	0	10	1
DW Steyn	3	4	0	118	76	29.50	275	42.90	0	1	0	13	1
ND McKenzie	3	6	1	121	59*	24.20	408	29.65	0	1	1	11	1
M Morkel	3	4	0	62	40	15.50	185	33.51	0	0	1	9	0
PL Harris	3	4	0	47	39	11.75	124	37.90	0	0	1	4	0
M Ntini	3	4	4	35	28*	-	120	29.16	0	0	0	6	0

## SOUTH AFRICA BOWLING

Player	Mat	Inns	Overs	Mdns	Runs	Wkts	BBI	BBM	Ave	Econ	SR	5	10	Ct	St
JP Duminy	3	1	4.0	0	14	1	1/14	1/14	14.00	3.50	24.0	0	0	6	0
DW Steyn	3	6	131.2	22	471	18	5/67	10/154	26.16	3.58	43.7	2	1	1	0
JH Kallis	3	6	91.4	22	268	7	3/24	3/89	38.28	2.92	78.5	0	0	7	0
PL Harris	3	6	135.5	16	387	10	3/84	5/155	38.70	2.84	81.5	0	0	0	0
M Morkel	3	6	112.0	15	384	9	2/38	3/122	42.66	3.42	74.6	0	0	0	0
M Ntini	3	6	122.5	17	450	9	4/72	5/148	50.00	3.66	81.8	0	0	0	0
HM Amla	3	-	-	-	-	-	-	-	-	-	-	-	-	3	0
MV Boucher	3	-	-	-	-	-	-	-	-	-	-	-	-	8	1
AB De Villiers	3	-	-	-	-	-	-	-	-	-	-	-	-	6	0
ND McKenzie	3	-	-	-	-	-	-	-	-	-	-	-	-	2	0
GC Smith	3	-	-	-	-	-	-	-	-	-	-	-	-	7	0

## AUSTRALIA v SOUTH AFRICA FIRST TEST

Played at the WACA Ground, 17-21 December 2008  
Umpires: Aleem Dar (Pakistan) and EAR de Silva (Sri Lanka)

Toss won by: Australia  
Result: South Africa won by 6 wickets  
Player of the Match: AB De Villiers

### AUSTRALIA BATTING

ML Hayden	c Smith b Ntini	12	c & b Steyn	4
SM Katich	lbw b Morkel	83	c Boucher b Kallis	37
RT Ponting*	c De Villiers b Ntini	0	c Boucher b Harris	32
MEK Hussey	c De Villiers b Steyn	0	b Ntini	8
MJ Clarke	c Smith b Harris	62	c Kallis b Steyn	25
A Symonds	c McKenzie b Harris	57	c Smith b Harris	37
BJ Haddin	c Duminy b Ntini	46	st Boucher b Harris	94
B Lee	c Duminy b Steyn	29	c De Villiers b Kallis	5
JJ Krejza	not out	30	c De Villiers b Kallis	32
MG Johnson	lbw b Morkel	18	c Kallis b Morkel	21
PM Siddle	c Boucher b Ntini	23	not out	4
SUNDRIES	(lb 7, w 3, nb 5)	15	(b 4, lb 7, w 2, nb 7)	20

**TOTAL: 375** **319**

FOW: 14, 14, 15, 164, 166, 259, 298, 303, 341, 375  
FOW: 25, 59, 88, 88, 148, 157, 162, 241, 278, 319

### SOUTH AFRICA BOWLING

	O	M	R	W	O	M	R	W
M Ntini	19.5	1	72	4	21	2	76	1
DW Steyn	23	4	81	2	19	3	81	2
JH Kallis	15	2	65	0	14	4	24	3
M Morkel	20	1	80	2	16	4	42	1
PL Harris	21	2	70	2	27	3	85	3

### SOUTH AFRICA BATTING

ND McKenzie	c Krejza b Johnson	2	(2) c Haddin b Johnson	10
GC Smith*	b Johnson	48	(1) lbw b Johnson	108
HM Amla	b Krejza	47	c Haddin b Lee	53
JH Kallis	c Haddin b Johnson	63	c Hussey b Johnson	57
AB De Villiers	c Haddin b Johnson	63	not out	106
JP Duminy	c Haddin b Johnson	1	not out	50
MV Boucher	c Katich b Siddle	26		
M Morkel	c Krejza b Johnson	1		
PL Harris	c Krejza b Johnson	0		
DW Steyn	c Haddin b Johnson	8		
M Ntini	not out	5		
SUNDRIES	(lb 5, w 5, nb 7)	17	(b 13, lb 9, w 2, nb 6)	30

**TOTAL: 281** **4 for 414**

FOW: 16, 106, 110, 234, 237, 238, 241, 241, 256, 281  
FOW: 19, 172, 179, 303

### AUSTRALIA BOWLING

	O	M	R	W	O	M	R	W
B Lee	21	3	59	0	27	4	73	1
MG Johnson	24	4	61	8	34.2	5	98	3
JJ Krejza	25	2	102	1	24	2	102	0
PM Siddle	16.5	5	44	1	26	2	84	0
A Symonds	3	1	10	0				
MJ Clarke					8	0	35	0

## AUSTRALIA v SOUTH AFRICA SECOND TEST

Played at Melbourne Cricket Ground, 26-30 December 2008  
Umpires: Aleem Dar (Pakistan) and BR Doctrove (West Indies)

Toss won by: Australia  
Result: South Africa won by 9 wickets  
Player of the Match: DW Steyn

### AUSTRALIA BATTING

ML Hayden	c Duminy b Ntini	8	c Duminy b Steyn	23
SM Katich	b Steyn	54	c Boucher b Steyn	15
RT Ponting*	c Amla b Harris	101	c Smith b Morkel	99
MEK Hussey	c Boucher b Steyn	0	c Amla b Morkel	2
MJ Clarke	not out	88	c McKenzie b Steyn	29
A Symonds	c Kallis b Morkel	27	c Kallis b Steyn	0
BJ Haddin	c Smith b Ntini	40	c Kallis b Ntini	10
B Lee	c Kallis b Steyn	21	b Kallis	8
MG Johnson	b Steyn	0	not out	43
NM Hauritz	c Smith b Steyn	12	b Kallis	3
PM Siddle	c De Villiers b Kallis	19	c Boucher b Steyn	6
SUNDRIES	(b 5, lb 12, nb 7)	24	(b 1, lb 3, nb 5)	9

**TOTAL: 394** **247**

FOW: 21, 128, 143, 184, 223, 277, 322, 326, 352, 394  
FOW: 37, 40, 49, 145, 145, 165, 180, 212, 231, 247

### SOUTH AFRICA BOWLING

	O	M	R	W	O	M	R	W
DW Steyn	29	6	87	5	20.2	3	67	5
M Ntini	27	7	108	2	14	1	26	1
JH Kallis	18.4	4	55	1	14	1	57	2
M Morkel	22	3	89	1	15	2	46	2
PL Harris	17	3	38	1	21	1	47	0

### SOUTH AFRICA BATTING

GC Smith*	c Haddin b Siddle	62	lbw b Hauritz	75
ND McKenzie	b Siddle	0	not out	59
HM Amla	c Symonds b Johnson	19	not out	30
JH Kallis	c Haddin b Hauritz	26		
AB De Villiers	b Siddle	7		
JP Duminy	c Siddle b Hauritz	166		
MV Boucher	c Hussey b Hauritz	3		
M Morkel	b Johnson	21		
PL Harris	c Johnson b Hussey	39		
DW Steyn	b Siddle	76		
M Ntini	not out	2		
SUNDRIES	(b 5, lb 13, nb 15, pen 5)	38	(lb 9, w 2, nb 8)	19

**TOTAL: 459** **1 for 183**

FOW: 1, 39, 102, 126, 132, 141, 184, 251, 431, 459  
FOW: 121

### AUSTRALIA BOWLING

	O	M	R	W	O	M	R	W
B Lee	13	2	68	0	10	0	49	0
PM Siddle	34	9	81	4	14	5	34	0
MG Johnson	39	6	127	2	11	1	36	0
NM Hauritz	43	13	98	3	10	0	41	1
MJ Clarke	8	0	26	0	3	0	14	0
MEK Hussey	5	0	22	1				
A Symonds	11	3	14	0				

## AUSTRALIA v SOUTH AFRICA THIRD TEST

Played at Sydney Cricket Ground, 3-7 January 2009  
 Umpires: BF Bowden (New Zealand) and EAR de Silva (Sri Lanka)  
 Toss won by: Australia  
 Result: Australia won by 103 runs  
 Player of the Match: PM Siddle

### AUSTRALIA BATTING

ML Hayden	b Steyn	31	b Morkel	39
SM Katich	c De Villiers b Kallis	47	lbw b Steyn	61
RT Ponting*	c Boucher b Morkel	0	b Morkel	53
MEK Hussey	c Kallis b Harris	30	not out	45
MJ Clarke	c & b Duminy	138	c Amla b Harris	41
AB McDonald	c Boucher b Ntini	15		
BJ Haddin	b Steyn	38		
MG Johnson	c Smith b Steyn	64		
NM Hauritz	c Duminy b Harris	41		
PM Siddle	lbw b Harris	23		
DE Bollinger	not out	0		
SUNDRIES	(lb 7, w 3, nb 8)	18	(b 8, lb 9, nb 1)	18

**TOTAL: 445** **4 dec for 257**

FOW: 62, 63, 109, 130, 162, 237, 379, 381, 440, 445 FOW: 62, 134, 181, 257

### SOUTH AFRICA BOWLING

	O	M	R	W	O	M	R	W
DW Steyn	27	5	95	3	13	1	60	1
M Ntini	29	5	102	1	12	1	66	0
M Morkel	27	3	89	1	12	2	38	2
JH Kallis	20	6	54	1	10	5	13	0
PL Harris	29.2	6	84	3	20.3	1	63	1
JP Duminy	4	0	14	1				

### SOUTH AFRICA BATTING

ND McKenzie	lbw b Siddle	23	c Hussey b Bollinger	27
GC Smith*	retired hurt	30	(11) b Johnson	3
HM Amla	lbw b McDonald	51	c Katich b Hauritz	59
JH Kallis	c Hayden b Johnson	37	c & b McDonald	4
AB De Villiers	run out (Johnson)	11	b Siddle	56
JP Duminy	lbw b Johnson	13	lbw b Johnson	16
MV Boucher	b Siddle	89	lbw b Siddle	4
M Morkel	b Siddle	40	(2) c Johnson b Bollinger	0
PL Harris	lbw b Siddle	2	(8) lbw b Siddle	6
DW Steyn	b Siddle	6	(9) lbw b McDonald	28
M Ntini	not out	0	(10) not out	28
SUNDRIES	(lb 12, w 9, nb 4)	25	(b 12, lb 18, w 4, nb 2, pen 5)	41

**TOTAL: 327** **272**

FOW: 35\*, 76, 131, 161, 166, 193, 308, 310, 316, 327 FOW: 2, 68, 91, 110, 166, 172, 190, 202, 257, 272

### AUSTRALIA BOWLING

	O	M	R	W	O	M	R	W
PM Siddle	27.5	11	59	5	27	12	54	3
DE Bollinger	23	4	78	0	21	5	53	2
MG Johnson	28	6	69	2	23.2	7	49	2
AB McDonald	22	8	41	1	13	6	32	2
NM Hauritz	20	4	68	0	28	10	47	1
MJ Clarke					2	1	2	0



## COMMONWEALTH BANK SERIES SOUTH AFRICA TOUR OF AUSTRALIA



For over three decades, one day cricket in Australia was synonymous with the triangular format involving three nations battling it out for supremacy at venues around the country. This season, South Africa and New Zealand played two separate five-match Commonwealth Bank Series against Australia.

Australia carried vital momentum into the series against the Proteas after winning the third 3 Mobile Test Match in Sydney and two KFC Twenty20 Internationals in Melbourne and Brisbane.

Ricky Ponting won the toss in the opening match at the MCG and elected to bat in perfect conditions. The home side made 8/271 from their 50 overs, with Shaun Marsh scoring a patient 79 and David Hussey a valuable 52 from 50 deliveries late in the innings. Big-hitting all-rounder Albie Morkel stepped up to smash an unbeaten 40 from just 18 deliveries, carrying South Africa to a three wicket win.

The home side squared the ledger at one-all following a tense five run victory in game two at Hobart's Bellerive Oval. Proteas skipper Johan Botha chose to bowl first after winning the toss in overcast conditions and with an earlier start time to the match. The Aussies made 9/249 from their allotted overs - Shaun Marsh (78) and Ricky Ponting (64) again among the runs in a 135-run partnership for the second wicket. Some tight bowling in the middle of the innings restricted the Proteas and left them with the task of scoring at a run rate of around eight in the last ten overs. There would be no late heroics this time around as South Africa finished on 6/244.

Game three at the Sydney Cricket Ground was a mirror image of the opening match at the MCG and produced the same result as the visitors recorded a three wicket win with 21 balls to spare.

After Ponting won the toss and elected to bat, David Warner scored a frenetic 69 from 60 deliveries, while Shaun Marsh notched 43 to continue his rich vein of form. Botha's 3/32 from ten overs put the brakes on and restricted the home side to 269. Once again, Albie Morkel proved to be the match-winner, belting 40 from just 22 balls to ensure his team got home with plenty of time up their sleeve.

Australia enjoyed an excellent record in one day international matches held at the Adelaide Oval on Australia Day, and they

needed to summon every ounce of their national pride for game four in a bid to keep the series alive.

Once again the coin fell the right way for Ponting and the home side would bat first. However, just as was the case in Sydney three days earlier, a bright start was brought undone by a terrible mid-innings collapse and South Africa was set just 223 to claim the match and the Commonwealth Bank Series.

In excellent conditions for batting, the target was always going to be tough to defend, and so it proved as the Proteas coasted to an eight wicket win on the back of unbeaten knocks of 82 from Man of the Match AB De Villiers and 80 from Hashim Amla.

South Africa rounded off a golden summer of success in Australia, taking out the fifth and final match at the WACA Ground. Despite resting the likes of Jacques Kallis, Dale Steyn and Makhaya Ntini following a gruelling two months Down Under, the visitors were far too strong in running out 39-run victors to wrap up a 4-1 series victory.

### RESULTS OF MATCHES

#### 1st ODI at Melbourne - 16 Jan 2009

South Africa won by 3 wickets  
Australia 8/271 (50); South Africa 7/272 (49.3)

#### 2nd ODI at Hobart - 18 Jan 2009

Australia won by 5 runs  
Australia 9/249 (50); South Africa 6/244 (50)

#### 3rd ODI at Sydney - 23 Jan 2009

South Africa won by 3 wickets  
Australia 269 (49.2); South Africa 7/270 (46.3)

#### 4th ODI at Adelaide - 26 Jan 2009

South Africa won by 8 wickets  
Australia 222 (48); South Africa 2/223 (38.1)

#### 5th ODI at Perth - 30 Jan 2009

South Africa won by 39 runs  
South Africa 6/288 (50); Australia 249 (49)



## COMMONWEALTH BANK SERIES NEW ZEALAND TOUR OF AUSTRALIA



Australia had an immediate opportunity to rebound from their 4-1 defeat at the hands of South Africa when they took on New Zealand in a five-match Commonwealth Bank Series.

The home side won the toss and batted in game one at the WACA Ground. After an early collapse, only some lusty hitting from Mitchell Johnson (20 from 17 balls) enabled Australia to reach 181. The visitors were staring down the barrel in the run chase at 3/25, but Ross Taylor steadied the ship with 64, before a boundary from Daniel Vettori from the final ball of the match carried New Zealand over the line to a two wicket victory.

Five days later the teams met in game two at the MCG, with New Zealand winning the toss and choosing to field. Michael Clarke (98) and Mike Hussey (75) were the mainstays of the Australian batting card, however the final total of 5/225 appeared well short of the par score in excellent batting conditions. South African-born Grant Elliott posted an unbeaten 61, and combined with Neil Broom (26 from 21 balls) for an unbroken 50-run stand that took New Zealand to a six wicket victory and leave them just one win away from their first ever limited-overs series triumph in Australia.

With the series on the line and the home side desperate to snap a four-match losing streak, skipper Ricky Ponting was rushed back into the Australian side for game three at the SCG. The Black Caps chose to field first once again after winning the toss, but a new opening combination of Brad Haddin (109) and Michael Clarke (64) set the foundation for a sizeable Aussie total with a 135-run stand which put the home side on its way to 9/301 from their 50 overs.

New Zealand's run chase began disastrously when they slumped to 2/16, but Elliott stood tall, recording his maiden one day hundred for the Black Caps (115 from 124 balls). Brendon McCullum produced a late flurry after a rib injury prevented him from batting until the seventh wicket fell, but his 36 from 27 balls came too late to rescue the visitors, and Australia returned to the winners circle with a 32-run victory.

The home side levelled the series with a comfortable six wicket win in game four at the Adelaide Oval - the brothers Hussey combining for a 115-run fourth wicket partnership that formed

the backbone of Australia's successful chase of the Black Caps' total of 8/244 from their 50 overs. David reached his highest international score (79), while Mike brought up the winning runs with a six to long on and finished unbeaten on 75.

With the series locked at 2-all, the deciding fifth and final match took place at the Gabba in Brisbane. Heavy rain leading up to the game saw it reduced to 22 overs per side, and after Australia was sent in to bat by New Zealand skipper Daniel Vettori, they made a competitive 4/168 thanks to unbeaten knocks of 88 from 65 balls by Brad Haddin and 55 from 35 deliveries by rookie Callum Ferguson.

New Zealand opener Martin Guptill, in just his seventh one day international, pounded 64 not out from 34 deliveries to keep his team in the contest. Guptill found an ally in debutante Brendon Diamanti, who struck 26 not out from 22 balls, as they shared in an unbroken 50-run stand for the seventh wicket. But rain halted play with the Black Caps needing 33 from 36 balls and with four wickets in hand. With the visitors facing only 14 overs in their innings, the match was abandoned and the series remained split at 2-all, thus allowing Australia to retain the Chappell Hadlee Trophy.

### RESULTS OF MATCHES

#### 1st ODI at Perth - 1 Feb 2009

New Zealand won by 2 wickets  
Australia 181 (48.4); New Zealand 8/182 (50)

#### 2nd ODI at Melbourne - 6 Feb 2009

New Zealand won by 6 wickets  
Australia 5/225 (50); New Zealand 4/226 (48.5)

#### 3rd ODI at Sydney - 8 Feb 2009

Australia won by 32 runs  
Australia 9/301 (50); New Zealand 269 (47.3)

#### 4th ODI at Adelaide - 10 Feb 2009

Australia won by 6 wickets  
New Zealand 8/244 (50); Australia 4/247 (48.2)

#### 5th ODI at Brisbane - 13 Feb 2009

No result  
Australia 4/168 (22/22); New Zealand 6/123 (14/20)



## KFC TWENTY20 INTERNATIONALS



Australia and South Africa met in the first Twenty20 International to be staged in this country at the Gabba in January 2006. Fast forward to 2009, and an unprecedented three KFC Twenty20 International matches would be held in Australia across the summer - two against South Africa in Melbourne and Brisbane, and a "season finale" clash against New Zealand in Sydney.

Five days after Mitchell Johnson dismissed injured Proteas skipper Graeme Smith to conclude a thrilling 3 Mobile Test Series between Australia and South Africa, the two teams gathered for the first Twenty20 International at the MCG.

Off-spinner Johan Botha took over the captaincy of the tourists in place of Smith, while 22-year old NSW opener David Warner made his international debut for Australia despite having never played a first-class match for the Blues.

A crowd of over 62,000 was on hand as Warner lit up the MCG with a breathtaking 89 from just 43 balls, including seven fours and six sixes, to score the bulk of Australia's 9/182 from their 20 overs.

A defiant JP Duminy played a lone hand in the run chase, with the in-form left-hander making 78 from 48 deliveries, but he received little support from the middle-order and tail as South Africa crashed to be all out for 130, giving the home side victory by 52 runs.

South Africa won the toss and elected to bat in game two at the Gabba. Duminy proved to be a thorn in Australia's side once again, top-scoring with an unbeaten 69 from 41 balls to lead his team to 5/157 from their allotted overs.

In reply, the Aussies were in trouble at 2/29 in the seventh over before skipper Ricky Ponting (38 from 31) and Mike Hussey led the rescue mission with a 61-run third wicket stand. The loss of Ponting and David Hussey, who was caught brilliantly running back to long off by that man Duminy, brought the Proteas back into the contest, but the senior Hussey (53 not out) steered the home side to a six wicket win with seven balls to spare, which gave the Aussies a 2-nil series victory.

Following the Commonwealth Bank Series, which saw the host nation pitted with South Africa and New Zealand in two blocks of five matches, the Aussies and the Black Caps brought the curtain down on the 2008-09 international season with a one-off Twenty20 encounter at the SCG.

With Ponting, deputy Michael Clarke and fellow senior players Mike Hussey and Mitchell Johnson rested for the match ahead of their departure for the VB Tour of South Africa the following day, wicket-keeper Brad Haddin led Australia for the first time at international level.

The home side reached 7/150 from their 20 overs, thanks largely to David Hussey's 41 from 39 deliveries. The visitors were eager to take some consolation from their tour after rain in the final Commonwealth Bank Series match in Brisbane ruined their hopes of a maiden one day series victory in Australia. After the early loss of Martin Guptill (no score) and Peter Fulton (one), Brendon McCullum began to cut loose and threatened to take his team to an unlikely win.

The explosive wicket-keeper and opening bat raced to 61 from 47 deliveries, but with New Zealand needing 20 runs to win from the last two overs, McCullum slammed Ben Hilfenhaus to long on for what appeared to be a game-breaking six. Adam Voges ran back with the flight of the ball and caught it just inside the boundary rope. As he started to overbalance, the 29-year old desperately threw the ball back into the air, stumbled back over the rope, before lunging full stretch to take a catch that would be sure to feature in the highlight reels for years to come.

The Black Caps fell just short as Australia claimed a one-run win and maintained their unbeaten record in Twenty20 Internationals on home soil.

### RESULTS OF MATCHES

#### Australia v South Africa

##### 1st T20 International at Melbourne - 11 Jan 2009

Australia won by 52 runs

Australia 9/182 (20); South Africa 130 (18)

##### 2nd T20 International at Brisbane - 13 Jan 2009

Australia won by 6 wickets

South Africa 5/157 (20); Australia 4/161 (18.5)

#### Australia v New Zealand

##### Only T20 International at Sydney - 15 Feb 2009

Australia won by 1 run

Australia 7/150 (20); New Zealand 5/149 (20)



**SOUTH AFRICA  
2009**

## Test Series

Australia went into the first Test in Johannesburg with three debutantes for the first time in over two decades, including Warriors Captain Marcus North, who went on to become the first Western Australian to score a century on Test debut (117). The visitors recovered from a perilous 3/38 to post 466. In reply, AB De Villiers (104 not out) played a lone hand as South Africa was bundled out for 220. Eventually the Proteas would have to chase a world record 454 to win the match, but they were dismissed for 291 to hand Australia a 162-run win and a one-nil series lead.

Australia batted first in the second Test at Kingsmead in Durban, and openers Phillip Hughes and Simon Katich gave the visitors a tremendous start with a 184-run stand, which included Hughes' maiden Test century (115). Australia was dismissed for 352. The Proteas responded with 138 - Mitchell Johnson snared two wickets in the opening over, before forcing skipper Graeme Smith and veteran Jacques Kallis to retire hurt after striking them both with devastating blows. History was made in Australia's second innings as Hughes became the youngest player in Test history to score centuries in both innings of a match. His 160 was the backbone of the visitors' 5 dec for 331 - the Proteas needing a massive 546 to level the series. Kallis (93) and AB De Villiers (84) shared in a 187-run third wicket partnership before the home side was dismissed for 370. Australia taking an unassailable 2-nil lead in the series with a 175-run win.

Ricky Ponting's remarkable streak at the coin toss extended to six Tests and Australia batted first in the third Test at Cape Town, but the home side's bowlers made life hard for the visitors, firing them out for 209. South Africa was brutal in its reply, batting their opponents out of the match with a mammoth total of 651 - a lead of 442 on the first innings. Australia tried valiantly to force the home side to bat again, but were eventually dismissed for 422. The highlight of the match however was arguably Johnson's maiden Test century. The Man of the Series finished unbeaten on 123 as South Africa won by an innings and 20 runs.

## Twenty20 & One Day Internationals

Johan Botha led South Africa into battle for the Twenty20 Internationals in place of the injured Graeme Smith, and he would guide the Proteas to convincing wins in both games. Botha's 37 from 19 in game one helped take the home side to a four wicket win, while his tight bowling in the middle stages of the Australian run chase in game two, where he took 2/16 from four overs, played a major role in a 17-run victory and 2-nil sweep of the series for the Proteas.

The one day international series followed a similar pattern to the five-match Commonwealth Bank Series, held just over two months earlier in Australia. The visitors were able to turn around the disappointment of defeat in the Twenty20 International series with a fighting victory in game one at Kingsmead in Durban. Mike Hussey's 83 from 79 balls and four wickets to Nathan Hauritz the highlights of a crushing 141-run victory to the Aussies. South Africa hit back in game two with an equally comprehensive seven wicket win. Dale Steyn (4/27) and Wayne Parnell (4/25) leading the rout as the visitors were dismissed for 131 in excellent batting conditions, before the home side took just 26.2 overs to reach the victory target. Dominant performances with the bat saw the home side clinch the series in the next two matches held at Cape Town and Port Elizabeth. Mitchell Johnson (4/34) bowled superbly in game three but could not prevent South Africa from reaching 6/289 from their 50 overs. A pair of 63s from Callum Ferguson and James Hopes ensured a gallant Australia would fall 25 runs short of the mark. A Herschelle Gibbs ton (110 from 116) and another superb knock from Man of the Series AB De Villiers (84 from 74) saw the Proteas notch the first total of over 300 for the summer - 6/317 - in game four. Brad Haddin (78), Michael Clarke (50) and Ponting (53) gave the visitors hope of squaring the series, but a middle order collapse proved costly as South Africa wrapped up a 61-run win. Australia gained a consolation victory in the final match at the Wanderers. A strong opening partnership of 127 between Haddin (62) and Clarke (66) laying the foundation for another 300-plus total - 7/303. The home side was in the hunt at 1/150 in reply, but three wickets to Johnson and two to Hauritz saw the Aussies through to a 47-run win.

## AUSTRALIA BATTING

Player	Mat	Inns	NO	Runs	HS	Ave	BF	SR	100	50	0	4s	6s
MG Johnson	3	5	2	255	123*	85.00	301	84.71	1	1	1	27	10
PJ Hughes	3	6	0	415	160	69.16	709	58.53	2	1	1	53	6
SM Katich	3	6	0	260	108	43.33	603	43.11	1	2	0	32	2
MJ North	2	4	0	160	117	40.00	361	44.32	1	0	1	18	0
RT Ponting	3	6	0	210	83	35.00	334	62.87	0	2	1	29	1
BJ Haddin	3	5	0	165	63	33.00	263	62.73	0	1	0	21	2
MJ Clarke	3	6	1	141	68	28.20	251	56.17	0	1	2	19	0
AB McDonald	3	5	1	92	68	23.00	163	56.44	0	1	1	10	0
MEK Hussey	3	6	0	132	50	22.00	389	33.93	0	1	1	21	0
PM Siddle	3	5	1	31	22*	7.75	58	53.44	0	0	3	4	1
BW Hilfenhaus	3	5	1	28	16	7.00	34	82.35	0	0	2	3	0
BE McGain	1	2	0	2	2	1.00	16	12.50	0	0	1	0	0

## AUSTRALIA BOWLING

Player	Mat	Inns	Overs	Mdns	Runs	Wkts	BBI	BBM	Ave	Econ	SR	5	10	Ct	St
SM Katich	3	2	14.2	2	54	5	3/45	3/45	10.80	3.76	17.2	0	0	1	0
PM Siddle	3	5	122.3	42	270	12	3/46	6/122	22.50	2.20	61.0	0	0	3	0
MG Johnson	3	5	139.0	28	400	16	4/25	8/137	25.00	2.87	52.1	0	0	1	0
AB McDonald	3	5	87.0	26	227	6	3/25	3/72	37.83	2.60	87.0	0	0	1	0
MJ North	2	4	38.0	9	98	2	1/29	1/42	49.00	2.57	114.0	0	0	2	0
BW Hilfenhaus	3	5	125.0	26	366	7	2/68	3/126	52.28	2.92	107.1	0	0	1	0
MJ Clarke	3	1	1.0	1	0	0	-	-	-	0.00	-	0	0	1	0
BE McGain	1	1	18.0	2	149	0	-	-	-	8.27	-	0	0	0	0
BJ Haddin	3	-	-	-	-	-	-	-	-	-	-	-	-	13	1
PJ Hughes	3	-	-	-	-	-	-	-	-	-	-	-	-	2	0
MEK Hussey	3	-	-	-	-	-	-	-	-	-	-	-	-	1	0
RT Ponting	3	-	-	-	-	-	-	-	-	-	-	-	-	6	0

## SOUTH AFRICA BATTING

Player	Mat	Inns	NO	Runs	HS	Ave	BF	SR	100	50	0	4s	6s
AG Prince	1	1	0	150	150	150.00	249	60.24	1	0	0	19	2
AB De Villiers	3	5	1	357	163	89.25	595	60.00	2	1	0	30	8
JA Morkel	1	1	0	58	58	58.00	71	81.69	0	1	0	10	1
JH Kallis	3	5	0	289	102	57.80	599	48.24	1	1	0	40	2
JP Duminy	3	5	1	143	73*	35.75	345	41.44	0	1	0	20	0
GC Smith	2	3	1	71	69	35.50	115	61.73	0	1	1	7	0
HM Amla	3	5	0	147	57	29.40	305	48.19	0	1	1	23	0
ND McKenzie	2	4	0	102	36	25.50	301	33.88	0	0	1	16	0
I Khan	1	1	0	20	20	20.00	64	31.25	0	0	0	1	0
MV Boucher	3	5	0	62	25	12.40	250	24.80	0	0	1	5	0
PL Harris	3	5	0	45	27	9.00	149	30.20	0	0	0	4	0
DW Steyn	3	5	0	38	17	7.60	128	29.68	0	0	1	3	0
M Morkel	2	4	0	30	24	7.50	115	26.08	0	0	0	4	0
M Ntini	3	5	3	9	4*	4.50	12	75.00	0	0	1	2	0

## SOUTH AFRICA BOWLING

Player	Mat	Inns	Overs	Mdns	Runs	Wkts	BBI	BBM	Ave	Econ	SR	5	10	Ct	St
PL Harris	3	6	140.5	29	395	14	6/127	9/161	28.21	2.80	60.3	1	0	2	0
JH Kallis	3	6	56.0	10	177	6	3/22	3/55	29.50	3.16	56.0	0	0	8	0
DW Steyn	3	6	131.0	23	474	16	4/56	7/152	29.62	3.61	49.1	0	0	1	0
M Ntini	3	6	108.0	28	340	10	3/52	5/123	34.00	3.14	64.8	0	0	1	0
M Morkel	2	4	76.4	9	299	6	3/117	4/158	49.83	3.90	76.6	0	0	1	0
JP Duminy	3	4	31.0	5	111	1	1/38	1/43	111.00	3.58	186.0	0	0	3	0
JA Morkel	1	2	32.0	4	132	1	1/44	1/132	132.00	4.12	192.0	0	0	0	0
HM Amla	3	-	-	-	-	-	-	-	-	-	-	-	-	2	0
MV Boucher	3	-	-	-	-	-	-	-	-	-	-	-	-	8	1
AB De Villiers	3	-	-	-	-	-	-	-	-	-	-	-	-	7	0
I Khan	1	-	-	-	-	-	-	-	-	-	-	-	-	1	0
ND McKenzie	2	-	-	-	-	-	-	-	-	-	-	-	-	4	0
AG Prince	1	-	-	-	-	-	-	-	-	-	-	-	-	2	0
GC Smith	2	-	-	-	-	-	-	-	-	-	-	-	-	2	0

## TOURING PARTY

### Test Squad

RT Ponting (Captain)  
DE Bollinger  
MJ Clarke  
B Geeves (added as cover)  
BJ Haddin  
NM Hauritz  
BW Hilfenhaus  
PJ Hughes  
MEK Hussey  
MG Johnson  
SM Katich  
AB McDonald  
BE McGain  
SJ Magoffin (added as cover)  
MJ North  
PM Siddle

### ODI Squad

RT Ponting (Captain)  
NW Bracken  
MJ Clarke  
CJ Ferguson  
B Geeves (withdrawn & replaced by SR Clark)  
BJ Haddin  
SM Harwood  
NM Hauritz  
JR Hopes  
DJ Hussey  
MEK Hussey  
MJ Johnson  
B Laughlin  
MJ North  
DA Warner  
CL White

## SUMMARY OF MATCHES

Tests: Played 3, Won 2, Lost 1  
One Day Internationals: Played 5, Won 2, Lost 3  
Twenty20 Internationals: Played 2, Lost 2  
Tour Matches: Played 1, Drawn 1

## RESULTS OF MATCHES

20-22 Feb 2009 - Potchefstroom  
South African Board President's XI 7/403 dec and 182 drew with Australians 5/360 dec and 4/171

### First Test

26 Feb-2 Mar 2009 - Johannesburg  
Australia 466 and 207 b South Africa 220 and 291

### Second Test

6-10 Mar 2009 - Durban  
Australia 352 and 5/331 dec b South Africa 138 and 370

### Third Test

19-22 Mar 2009 - Cape Town  
Australia 209 and 422 lost to South Africa 651

### 1st T20I at Johannesburg - 27 Mar 2009

South Africa won by 4 wickets  
Australia 7/166 (20); South Africa 6/168 (19.2)

### 2nd ODI at Centurion - 29 Mar 2009

South Africa won by 17 runs  
South Africa 5/156 (20); Australia 8/139 (20)

### 1st ODI at Durban - 3 Apr 2009

Australia won by 141 runs  
Australia 7/286 (50); South Africa 145 (33.1)

### 2nd ODI at Centurion - 5 Apr 2009

South Africa won by 7 wickets  
Australia 131 (40.2); South Africa 3/132 (26.2)

### 3rd ODI at Cape Town - 9 Apr 2009

South Africa won by 25 runs  
South Africa 6/289 (50); Australia 7/264 (50)

### 4th ODI at Port Elizabeth - 13 Apr 2009

South Africa won by 61 runs  
South Africa 6/317 (50); Australia 256 (45.5)

### 5th ODI at Johannesburg - 17 Apr 2009

Australia won by 47 runs  
Australia 7/303 (50); South Africa 256 (45.5)

## SOUTH AFRICA v AUSTRALIA FIRST TEST

Played in Johannesburg, 26 February - 2 March 2009  
Umpires: BF Bowden (New Zealand) & SA Bucknor (West Indies)  
Toss won by: Australia  
Result: Australia won by 162 runs  
Player of the Match: MG Johnson

### AUSTRALIA BATTING

PJ Hughes	c Boucher b Steyn	0	c De Villiers b Harris	75
SM Katich	c McKenzie b Steyn	3	c Boucher b Morkel	10
RT Ponting*	b Ntini	83	c Amla b Kallis	25
MEK Hussey	c Kallis b Morkel	4	c Ntini b Kallis	0
MJ Clarke	c Boucher b Steyn	68	c Kallis b Harris	0
MJ North	st Boucher b Harris	117	b Kallis	5
BJ Haddin	c Harris b Ntini	63	c Boucher b Ntini	37
AB McDonald	c Kallis b Steyn	0	c Boucher b Ntini	7
MG Johnson	not out	96	c Kallis b Ntini	1
PM Siddle	c Kallis b Morkel	9	not out	22
BW Hilfenhaus	c De Villiers b Morkel	0	b Steyn	16
SUNDRIES	(b 6, lb 8, w 2, nb 7)	23	(lb 5, w 1, nb 3)	9

**TOTAL: 466 207**

FOW: 0, 18, 38, 151, 182, 295, 296, 413, 466, 466 FOW: 38, 99, 99, 99, 104, 138, 145, 147, 174, 207

### SOUTH AFRICA BOWLING

	O	M	R	W	O	M	R	W
DW Steyn	30	4	113	4	16.4	5	51	1
M Ntini	27	6	71	2	11	3	52	3
M Morkel	28.4	3	117	3	10	1	41	1
JH Kallis	8	0	33	0	5	0	22	3
PL Harris	18	2	64	1	11	0	36	2
JP Duminy	14	2	54	0				

### SOUTH AFRICA BATTING

ND McKenzie	lbw b Siddle	36	c Haddin b Johnson	35
GC Smith*	c Haddin b Johnson	0	c Johnson b Hilfenhaus	69
HM Amla	c Ponting b Hilfenhaus	1	c Hughes b Siddle	57
JH Kallis	c Hussey b Siddle	27	b Johnson	45
AB De Villiers	not out	104	lbw b McDonald	3
JP Duminy	c Haddin b Johnson	17	c Ponting b Siddle	29
MV Boucher	c Haddin b Johnson	0	b Hilfenhaus	24
M Morkel	c & b Siddle	2	c Hughes b Johnson	2
PL Harris	lbw b North	1	c Katich b Siddle	8
DW Steyn	c North b McDonald	17	b Johnson	6
M Ntini	b Johnson	1	not out	0
SUNDRIES	(b 4, lb 6, nb 4)	14	(b 1, lb 6, w 2, nb 4)	13

**TOTAL: 220 291**

FOW: 1, 2, 49, 93, 138, 138, 154, 156, 208, 220 FOW: 76, 130, 206, 211, 229, 268, 272, 284, 289, 291

### AUSTRALIA BOWLING

	O	M	R	W	O	M	R	W
MG Johnson	18.1	7	25	4	34.2	2	112	4
BW Hilfenhaus	25	9	58	1	31	7	68	2
PM Siddle	21	1	76	3	25	8	46	3
AB McDonald	10	4	22	1	22	8	31	1
MJ North	7	0	29	1	7	0	27	0

## SOUTH AFRICA v AUSTRALIA SECOND TEST

Played in Durban, 6-10 March 2009  
Umpires: Asad Rauf (Pakistan) & BF Bowden (New Zealand)  
Toss won by: Australia  
Result: Australia won by 175 runs  
Player of the Match: PJ Hughes

### AUSTRALIA BATTING

PJ Hughes	c McKenzie b Kallis	115	c Morkel b Ntini	160
SM Katich	c Smith b Steyn	108	c Harris b Kallis	30
RT Ponting*	c McKenzie b Harris	9	c McKenzie b Morkel	81
MEK Hussey	b Morkel	50	c Kallis b Duminy	19
MJ Clarke	b Harris	3	not out	23
MJ North	c Steyn b Kallis	38	c De Villiers b Steyn	0
BJ Haddin	c Amla b Ntini	5		
AB McDonald	not out	4		
MG Johnson	lbw b Ntini	0		
PM Siddle	c Boucher b Steyn	0		
BW Hilfenhaus	c Smith b Steyn	0		
SUNDRIES	(b 6, lb 4, w 2, nb 8)	20	(b 12, lb 2, nb 4)	18

**TOTAL: 352** **5 dec for 331**

FOW: 184, 208, 259, 266, 329, 348, 348, 348, 352, 352 FOW: 55, 219, 260, 330, 331

### SOUTH AFRICA BOWLING

	O	M	R	W	O	M	R	W
DW Steyn	25.4	3	83	3	15.4	1	75	1
M Ntini	19	4	58	2	15	2	55	1
M Morkel	24	4	81	1	14	1	60	1
JH Kallis	15	4	49	2	8	0	21	1
PL Harris	21	5	66	2	31	8	68	0
JP Duminy	3	1	5	0	11	1	38	1

### SOUTH AFRICA BATTING

ND McKenzie	c Haddin b Johnson	0	(2) c Haddin b Siddle	31
GC Smith*	retired hurt	2	absent hurt	
HM Amla	lbw b Johnson	0	(1) c Ponting b Siddle	43
JH Kallis	c Ponting b McDonald	22	(3) c Ponting b Johnson	93
AB De Villiers	lbw b Hilfenhaus	3	(4) c Haddin b Siddle	84
JP Duminy	not out	73	(5) c Haddin b Hilfenhaus	17
MV Boucher	b Johnson	1	(6) c & b North	25
PL Harris	b McDonald	4	(7) c Siddle b Katich	5
M Morkel	b McDonald	2	(8) c Haddin b Katich	24
DW Steyn	c Haddin b Siddle	8	(9) st Haddin b Katich	7
M Ntini	lbw b Siddle	0	(10) not out	4
SUNDRIES	(b 10, lb 12, nb 1)	23	(b 13, lb 11, w 3, nb 10)	37

**TOTAL: 138** **370**

FOW: 0, 0, 3\*, 6, 56\*, 62, 104, 104, 106, 138, 138 FOW: 63, 80, 267, 279, 299, 307, 345, 363, 370

### AUSTRALIA BOWLING

	O	M	R	W	O	M	R	W
MG Johnson	16	5	37	3	33	9	78	1
BW Hilfenhaus	11	2	28	1	24	4	79	1
AB McDonald	12	4	25	3	16	3	47	0
PM Siddle	13.3	6	20	2	28	12	61	3
MJ North	4	3	6	0	20	6	36	1
MJ Clarke	1	1	0	0				
SM Katich					11.2	1	45	3

## SOUTH AFRICA v AUSTRALIA THIRD TEST

Played in Cape Town, 19-22 March 2009  
Umpires: Asad Rauf (Pakistan) & SA Bucknor (West Indies)  
Toss won by: Australia  
Result: South Africa won by an innings and 20 runs  
Player of the Match: PL Harris

### AUSTRALIA BATTING

PJ Hughes	lbw b Harris	33	c Kallis b Harris	32
SM Katich	c Khan b Harris	55	c Duminy b Harris	54
RT Ponting*	c Boucher b Morkel	0	c Boucher b Steyn	12
MEK Hussey	b Steyn	20	c Duminy b Steyn	39
MJ Clarke	b Steyn	0	b Steyn	47
BJ Haddin	lbw b Harris	42	c Duminy b Harris	18
AB McDonald	c Kallis b Ntini	13	c De Villiers b Harris	68
MG Johnson	c Prince b Steyn	35	not out	123
PM Siddle	c De Villiers b Ntini	0	c De Villiers b Harris	0
BE McGain	c De Villiers b Steyn	2	run out	0
BW Hilfenhaus	not out	0	c Prince b Harris	12
SUNDRIES	(lb 6, w 1, nb 2)	9	(b 8, lb 2, w 2, nb 5)	17

**TOTAL: 209** **422**

FOW: 58, 59, 81, 81, 152, 158, 190, 190, 209, 209 FOW: 57, 76, 138, 146, 191, 218, 381, 381, 388, 422

### SOUTH AFRICA BOWLING

	O	M	R	W	O	M	R	W
DW Steyn	16	5	56	4	27	5	96	3
M Ntini	17	7	38	2	19	6	66	0
JH Kallis	10	2	31	0	10	4	21	0
JA Morkel	12	3	44	1	20	1	88	0
PL Harris	17	5	34	3	42.5	9	127	6
JP Duminy					3	1	14	0

### SOUTH AFRICA BATTING

I Khan	c & b Siddle	20
AG Prince	c Haddin b Hilfenhaus	150
HM Amla	c Haddin b Johnson	46
JH Kallis*	c & b Hilfenhaus	102
AB De Villiers	c McDonald b Katich	163
JP Duminy	b Johnson	7
MV Boucher	c Ponting b Johnson	12
JA Morkel	b McDonald	58
PL Harris	c Haddin b Johnson	27
DW Steyn	c Clarke b Katich	0
M Ntini	not out	4
SUNDRIES	(b 19, lb 24, w 9, nb 10)	62

**TOTAL: 651**

FOW: 65, 162, 322, 415, 443, 467, 591, 637, 637, 651

### AUSTRALIA BOWLING

	O	M	R	W	O	M	R	W
MG Johnson	37.3	5	148	4				
BW Hilfenhaus	34	4	133	2				
PM Siddle	35	15	67	1				
BE McGain	18	2	149	0				
AB McDonald	27	7	102	1				
SM Katich	3	1	9	2				

# BANK ALFALAH PRESENTS CHAPAL CUP PAKISTAN v AUSTRALIA



PAKISTAN  
2009

**M**ichael Clarke led a new-look Australian team for the five-match series against Pakistan in the United Arab Emirates, as the likes of Ricky Ponting, Mike Hussey and Mitchell Johnson took the opportunity to rest ahead of a gruelling tour of England ahead, taking in the ICC World Twenty20 and the all-important five-Test Ashes series.

Clarke called correctly in the first one day international and chose to bat first, but once again the Aussies struggled against quality spin bowling through the middle stages of their innings. Shahid Afridi (6/38) and Saeed Ajmal (2/19) sparked a stunning collapse of 8/27, and only some lusty hitting from James Hopes (48 not out from 46 balls) saved the Aussies from an embarrassing total. The target of 168 was expected to pose few problems for Pakistan, and they cruised to victory and a one-nil series lead with four wickets and just under six overs to spare.

Australia squared the ledger with a six wicket win in game two before the series shifted to Abu Dhabi for the final three matches. The third game resembled the series-opener as the Aussies struggled to 7/198 from their 50 overs. Clarke (3/15 off six) and Nathan Hauritz (2/25 off ten) kept the batsmen in check and picked up vital wickets as Pakistan was dismissed for 171 in the 48th over.

The Aussies wrapped up the series in game four with a comfortable eight wicket win. Clarke (100 not out) and Shane Watson (85 not out) combined for an unbroken 197-run third wicket partnership that took their team to victory. Doug Bollinger's best bowling figures of 5/35 in 7.4 overs earned him Man of the Match honours.

Pakistan claimed a consolation victory from the fifth and final match. Watson struck an unbeaten 116 as Australia made 5/250 from their 50 overs, but the in-form Kamran Akmal matched Watson's effort, and he paired with Misbah-ul-Haq (76 not out) for an unbeaten 198-run fourth wicket partnership that enabled Pakistan to recover from 3/56 to record a seven wicket win. Clarke edged out Akmal and Watson for Man of the Series.

Pakistan also triumphed in the one-off Twenty20 International, held at Dubai Sports City. The Aussies were dismissed for 108 after being sent in to bat - Umar Gul returning the amazing

figures of 4/8 from four overs, and Shahid Afridi chipped in with 3/14 from four. Pakistan reached the victory target with seven wickets and 22 balls to spare, thanks again to Akmal who finished undefeated on 59 from 42 deliveries.

The teams will resume hostilities in Australia over the 2009-10 summer, where Pakistan will play three Tests, a Twenty20 and five one day internationals.

## TOURING PARTY

MJ Clarke (Captain)  
DE Bollinger  
NW Bracken  
SR Clark  
CJ Ferguson  
BJ Haddin  
NM Hauritz  
BW Hilfenhaus  
JR Hopes

DJ Hussey  
B Laughlin  
MJ North  
A Symonds  
SR Watson  
B Geeves (withdrawn)  
B Lee (withdrawn)  
SE Marsh (withdrawn)

## RESULTS OF MATCHES

### 1st ODI at Dubai - 22 Apr 2009

Pakistan won by 4 wickets  
Australia 168 (38.5); Pakistan 6/171 (44.1)

### 2nd ODI at Dubai - 24 Apr 2009

Australia won by 6 wickets  
Pakistan 207 (46.2); Australia 4/208 (45.1)

### 3rd ODI at Abu Dhabi - 27 Apr 2009

Australia won by 27 runs  
Australia 7/198 (50); Pakistan 171 (47.1)

### 4th ODI at Abu Dhabi - 1 May 2009

Australia won by 8 wickets  
Pakistan 197 (48.4); Australia 2/200 (44.2)

### 5th ODI at Abu Dhabi - 3 May 2009

Pakistan won by 7 wickets  
Australia 4/250 (50); Pakistan 3/254 (47)

### T20I at Dubai - 7 May 2009

Pakistan won by 7 wickets  
Australia 108 (19.5); Pakistan 3/109 (16.2)



Australia's all-conquering cricketers have dominated the Test and one day arena over the past 15 years, but the newest format of the game - Twenty20 - was one mountain yet to be scaled.

While the ICC's Test Championship mace and the last three ICC World Cup trophies sit proudly in Cricket Australia's offices, the ICC World Twenty20 crown was still to be captured. The Aussies reached the semi-finals of the inaugural tournament in South Africa in 2007, but were soundly beaten by eventual champions India.

Ricky Ponting led a 15-man touring party to England determined to be victorious in the Twenty20 arena and thus begin their four month tour of the United Kingdom, which also included the five-Test Ashes series, in style.

Australia was placed in the toughest of the four groups, alongside the dangerous Sri Lanka and the West Indies, but comfortable wins over Bangladesh and New Zealand in two warm-up matches filled the camp with confidence ahead of their opening game of the tournament against the Windies at The Oval. In a pointer of things to come, Australia was 2/3 in the first over after winning the toss and electing to bat - Shane Watson and Ponting back in the pavilion after both were dismissed for no score.

Things didn't improve from there. The Windies cantered to a seven wicket win on the back of a blistering 88 off only 50 deliveries by skipper Chris Gayle and Andre Fletcher's 53 from 32 balls. Two days later, Australia was bundled out of the tournament after losing their second and final group match to Sri Lanka by six wickets.

While the Aussies turned their focus to the upcoming Ashes, as well as trying to work out how they are going to tackle international Twenty20 cricket going forward, eight teams progressed to the next stage of the tournament.

South Africa and Sri Lanka quietly moved through to the semi-finals without dropping a game, where they were joined by the West Indies and Pakistan. Pre-tournament favourites India crashed out of contention after dropping all three of their second round matches, while England's hopes were dashed by the London weather - a rain-affected loss to the West Indies drawing the curtain on their campaign.

Pakistan advanced to the final with an upset win over the Proteas at Trent Bridge, and Sri Lanka made it an all sub-continent play-off with a crushing victory against the West Indies.

From the time Player of the Tournament Tillekeratne Dilshan (317 runs at 52.83) departed in the first over for no score, Pakistan was in complete control. Man of the Match Shahid Afridi struck an unbeaten 54 from 40 deliveries and took 1/20 in four overs to take his team to victory by eight wickets and with 10 balls to spare.

Coming in to the tournament, Pakistan possessed the best winning percentage in international Twenty20 cricket since its inception. They confirmed their status as the leading nation in this format by going one better on their 2007 ICC World Twenty20 performance, when they were beaten finalists.

## AUSTRALIAN TOURING PARTY

RT Ponting (Captain)	MEK Hussey
MJ Clarke (Vice Captain)	MG Johnson
NW Bracken	B Lee
BJ Haddin	PM Siddle
NM Hauritz	A Symonds (withdrawn)
BW Hilfenhaus	DA Warner
JR Hopes	SR Watson
DJ Hussey	CL White

## RESULTS OF MATCHES

**Group C:** Australia v West Indies at The Oval  
6 Jun 2009 - West Indies won by 7 wickets  
Australia 7/169 (20); West Indies 3/172 (15.5)

**Group C:** Australia v Sri Lanka at Trent Bridge  
8 Jun 2009 - Sri Lanka won by 6 wickets  
Australia 9/159 (20); Sri Lanka 4/160 (19)

**1st Semi Final:** Pakistan v South Africa at Trent Bridge  
18 Jun 2009 - Pakistan won by 7 runs  
Pakistan 4/149 (20); South Africa 5/142 (20)

**2nd Semi Final:** Sri Lanka v West Indies at The Oval  
19 Jun 2009 - Sri Lanka won by 57 runs  
Sri Lanka 5/158 (20); West Indies 101 (17.4)

**Final:** Pakistan v Sri Lanka at Lord's  
21 Jun 2009 - Pakistan won by 8 wickets  
Sri Lanka 6/138 (20); Pakistan 2/139 (18.4)





THERE'S ONE PERSON  
I CAN NEVER SATISFY



**KOOKABURRA** IT'S ON  
[www.kooka.com.au](http://www.kooka.com.au)



The Commonwealth Bank Southern Stars had two limited-overs series across the 2008-09 season as they built towards their defence of the ICC Women's World Cup on home soil in March 2009.

India visited Australia for a Twenty20 International and five-match one day series in October-November 2008, before the Southern Stars crossed the Tasman for a best-of-five battle against New Zealand in February 2009.

The Southern Stars wrapped up preparations for the World Cup with a Twenty20 match against New Zealand, which was played as a curtain-raiser to the men's KFC Twenty20 International between the same two nations at the Sydney Cricket Ground.

The home side comfortably accounted for India, narrowly winning the Twenty20 International by two runs at Hurstville Oval, and proving far too strong in a five-nil clean sweep of the one day series.

It was an emphatic performance by the Southern Stars against a team that has been known to cause trouble for the three traditional powers of women's cricket - Australia, England and New Zealand.

The Southern Stars then congregated at the conclusion of the Women's National Cricket League to take on New Zealand for the prestigious Rose Bowl. There was added spice to the series with it also serving as both teams' final warm-up before the commencement of the World Cup.

The home side chalked up two narrow wins in Whangarei to be on the brink of a series victory, but the visitors hit back when the teams headed south to Hamilton for games three and four. A mouthwatering series decider was in store at Wellington's famous Basin Reserve, however heavy rain forced the match to be abandoned without a ball bowled.

The teams then flew back across the 'ditch' for the Twenty20 International in Sydney, and as was the case for the men later in the night, the game was viewed as an unofficial "tie-breaker" given the preceding one day series had ended in a two-all draw.

It was the Southern Stars who recorded a comfortable nine wicket win with 11 balls to spare. They would also take a small psychological advantage into the opening World Cup match between the two teams less than one month later.

#### INDIA TOUR OF AUSTRALIA

##### **T20I at Hurstville - 28 Oct 2008**

Australia won by 2 runs

Australia 4/142 (20); India 4/140 (20)

##### **1st ODI at Hurstville - 31 Oct 2008**

Australia won by 8 wickets

India 6/183 (50); Australia 2/186 (37.4)

##### **2nd ODI at SCG - 1 Nov 2008**

Australia won by 86 runs

Australia 6/215 (50); India 129 (45.1)

##### **3rd ODI at North Sydney - 5 Nov 2008**

Australia won by 54 runs

Australia 6/223 (50); India 7/169 (50)

##### **4th ODI at Canberra - 8 Nov 2008**

Australia won by 118 runs

Australia 3/281 (50); India 163 (45.1)

##### **5th ODI at Canberra - 9 Nov 2008**

Australia won by 7 wickets

India 9/177 (50); Australia 3/178 (29)

#### AUSTRALIA TOUR OF NEW ZEALAND

##### **1st ODI at Whangarei - 1 Feb 2009**

New Zealand won by 2 wickets

Australia 8/150 (50); New Zealand 8/151 (45.4)

##### **2nd ODI at Whangarei - 3 Feb 2009**

New Zealand won by 4 runs

New Zealand 7/218 (50); Australia 9/214 (50)

##### **3rd ODI at Hamilton - 6 Feb 2009**

Australia won by 104 runs

Australia 8/258 (50); New Zealand 154 (39.5)

##### **4th ODI at Hamilton - 8 Feb 2009**

Australia won by 44 runs

Australia 4/307 (50); New Zealand 263 (48)

##### **5th ODI at Wellington - 12 Feb 2009**

Match abandoned without a ball bowled

#### WOMEN'S TWENTY 20 CURTAIN-RAISER

##### **Australia v New Zealand, SCG - 15 Feb 2009**

Australia won by 9 wickets (D/L method)

New Zealand 5/91 (14); Australia 1/83 (10.1)



**ICC  
WOMEN'S WORLD CUP  
AUSTRALIA 2009**



The ICC Women's World Cup returned to Australia after a 21-year absence and the host nation was heavily favoured to defend the title which they had claimed in the 2005 edition of the tournament in South Africa.

The challenge was expected to come from the usual suspects - arch-rivals New Zealand, a rejuvenated England and the dangerous India seen as the major threats to Australia winning a sixth World Cup.

The home side's campaign began under grey skies at North Sydney Oval against the White Ferns. Set a target of 209 for victory, Australia's run chase was hampered by frequent rain delays, resulting in the winning total being revised to 146 in 33 overs under the Duckworth/Lewis method. They would fall 13 runs short as New Zealand commenced their tilt at a second World Cup victory in style.

Australia's next two matches resulted in comfortable wins against South Africa and the West Indies, ensuring they would advance to the Super Six stage of the tournament in second position behind the White Ferns.

But the Southern Stars' hopes of winning the World Cup were all but over after suffering a shock 16-run defeat at the hands of India at North Sydney Oval. The visiting team showed they had learned valuable lessons from their five-nil hammering at the hands of the home side earlier in the summer.

Gun top-order bat Anjum Chopra's 76 was the backbone of India's 5/234 from their 50 overs. Wickets fell at regular intervals in the Australian reply, and a late flurry by Western Fury duo Lauren Ebsary (39 not out from 36 balls) and Rene Farrell (20 not out from 22) was not enough to get their side over the line, as they finished on 7/218.

The Southern Stars' destiny was no longer in their hands, and although they responded to the disappointment of the loss to India with crushing wins over Pakistan and England, they could not bridge the gap on the top two nations and Australia would meet India in the third-place play-off.

The visitors again proved far too strong, dismissing the host nation for a paltry 142 in the 45th over before coasting to a three wicket win with 37 balls to spare. Australia was relegated to fourth position - their lowest finish in the history of the ICC Women's World Cup.

The following day, England captured their third World Cup - and first in 16 years - with a thrilling four wicket victory over a gallant New Zealand at North Sydney Oval.

The Southern Stars now face a period of rebuilding as they look to assemble a squad capable of regaining the World Cup in India in 2013.

## RESULTS OF MATCHES

### Australia v New Zealand

Group A, North Sydney, 8 Mar 2009

New Zealand won by 13 runs (D/L method)

New Zealand 205 (48); Australia 6/132 (33)

### Australia v South Africa

Group A, Newcastle, 10 Mar 2009

Australia won by 61 runs

Australia 4/258 (50); South Africa 197 (49.3)

### Australia v West Indies

Group A, Drummoyne, 12 Mar 2009

Australia won by 47 runs

Australia 7/211 (50); West Indies 7/164 (50)

### Australia v India

Super Six, North Sydney, 14 Mar 2009

India won by 16 runs

India 5/234 (50); Australia 7/218 (50)

### Australia v Pakistan

Super Six, Bankstown, 16 Mar 2009

Australia won by 107 runs

Australia 6/229 (50); Pakistan 122 (45.1)

### Australia v England

Super Six, North Sydney, 19 Mar 2009

Australia won by 8 wickets

England 161 (49.3); Australia 2/163 (33.5)

### Australia v India

Third Place Playoff, Bankstown, 21 Mar 2009

India won by 3 wickets

Australia 142 (44.4); India 7/145 (43.5)

### FINAL: England v New Zealand

North Sydney Oval, 22 Mar 2009

England won by 4 wickets

New Zealand 166 (47.2); England 6/167 (46.1)





The cream of international women's cricket descended on England for the first edition of the ICC Women's World Twenty20, which was to be run simultaneously with the men's tournament.

Women's Twenty20 curtain-raisers had proved to be a massive hit at domestic level in both England and Australia. In February 2008, the Australian and England women's teams played in an international Twenty20 match before the Australia-India KFC Twenty20 International at the Melbourne Cricket Ground, and earlier this year Australia and New Zealand featured in an international Twenty20 double-header, with the women playing prior to the men's game.

Eight nations gathered in Taunton for the pool stages - where the teams were split into two groups of four - before the top two teams from each group advanced to the semi-finals, which were to be played as curtain-raisers to the men's semi-finals. The final was also a double-header at Lord's - giving the women a once-in-a-lifetime experience to aim for.

The home side went into the tournament as favourites, with India, Pakistan and Sri Lanka joining them in Pool B. Trans-Tasman rivals Australia and New Zealand were in Pool A alongside South Africa and the West Indies.

The White Ferns, runners-up to England at the 2009 World Cup, announced their title credentials with a crushing nine wicket win over Australia in the opening match of the tournament. There were few surprises with the top four ranked nations advancing to the semi-finals.

New Zealand defeated India in the first semi-final at Trent Bridge. White Ferns Captain Aimee Watkins smashed an unbeaten 89 from 58 deliveries, with ten fours and two sixes, in one of the best innings seen at the tournament to take her team to an imposing 5/145 from their 20 overs. The Indians struggled to maintain the required run rate and were held to 9/93 in reply.

England and Australia clashed in the second semi-final at The Oval, with the visitors keen to inflict some revenge for their early exit from the World Cup. Each of the Aussie top-order batters played their part in steering their team towards a sizeable total of 5/163. With two wickets down in the run chase and the required rate approaching ten an over, a brilliant third wicket partnership between Claire Taylor (76 not out from 53) and Beth Morgan (46

not out from 34) brought the home side back into the contest. The unbroken 122-run partnership from just 75 deliveries carried England over the line to a berth in the final with an eight wicket win.

England and New Zealand squared off at Lord's in a re-match of the World Cup final, but unlike the thrilling play-off at North Sydney Oval earlier in the year, this match turned into a non-event when the visitors were bundled out for just 85. It was a total that posed few problems for the home side, who coasted to victory by six wickets and with three overs to spare. England adding yet another achievement to its growing list, and thus confirming its status at the top of the international women's cricket tree.

## TOURING PARTY

KL Rolton (Captain)  
SJ Andrews  
AJ Blackwell  
JE Cameron  
LK Ebsary  
RM Farrell  
JM Fields

S Nitschke  
EA Osborne  
EA Perry  
KE Pike  
LJ Poulton  
LC Sthalekar  
EJ Villani

## RESULTS OF MATCHES

**Pool A:** Australia v New Zealand at Taunton - 12 Jun 2009

New Zealand won by 9 wickets

Australia 8/123 (20); New Zealand 1/127 (16.2)

**Pool A:** Australia v West Indies at Taunton - 14 Jun 2009

Australia won by 8 wickets

West Indies 8/135 (20); Australia 2/136 (17.2)

**Pool A:** Australia v South Africa at Taunton - 16 Jun 2009

Australia won by 24 runs

Australia 6/164 (20); South Africa 7/140 (20)

**1st Semi Final:** India v New Zealand at Trent Bridge - 18 Jun 2009

New Zealand won by 52 runs

New Zealand 5/145 (20); India 9/93 (20)

**2nd Semi Final:** England v Australia at The Oval - 19 Jun 2009

England won by 8 wickets

Australia 5/163 (20); England 2/165 (19.3)

**Final:** England v New Zealand at Lord's - 21 Jun 2009

England won by 6 wickets

New Zealand 85 (20); England 4/86 (17)



## Committees of the Board

### FINANCE AND AUDIT COMMITTEE

JB Gannon (Chairman), M Calverley, WJ Edwards, RM McLean AM, R Sims, AD Rule, J Campbell, GM Wood, RI Marshall, C Lim

### STATEWIDE CRICKET COMMITTEE (SCC)

DH Foster OAM (Chairman), M Calverley, T Collard\*, P Douglas, P Hill\*, B House\*, B. Kennedy, R Leipold, M Korol\*, PC Silinger, R Sims, DM Valli, DJ Clear

### HIGH PERFORMANCE CRICKET COMMITTEE (HPCC)

DH Foster OAM (Chairman), B House, WD Hill, M Calverley, T Hogan, DM Davies, C Towers, GM Wood, DJ Harris

## Sub Committees

### STATE MATCH COMMITTEE

T Hogan (Chairman), B Laird, K Harvey, TM Moody, DJ Harris

### HONOURS & HISTORICAL COMMITTEE

PC Silinger (Chairman from Oct 08), JL Shepherd (Chairman until Oct 08), DM Valli, WD Hill, RK O'Connor QC, GD McKenzie, L Pavy\*, G Havercroft, S Hall\*

### WACA GROUND REDEVELOPMENT COMMITTEE

DJ Williams, DK Lillee, JB Gannon, DH Foster OAM, M Calverley, AD Rule, GM Wood, RI Marshall

Register of WACA Board Members Attendance at Board Meetings and Committees specified under 12.4 of the Constitution

	Board	Finance & Audit	Statewide Cricket	High Performance Cricket
<b>Meetings Held</b>	<b>14</b>	<b>11</b>	<b>6</b>	<b>8</b>
DK Lillee	10	See Note 1		
DJ Williams	11	See Note 1		
WJ Edwards	11	6		
JB Gannon	9	8		
DH Foster OAM	13		6	7
WD Hill	11			5
PL Murphy	13			
RM McLean AM	13	9		
JL Shepherd	9			
M Calverley	11	8	6	6
R Sims	13	8	5	
PC Silinger	12		4	
DM Davies	11			5
DM Valli	12			
N Finch	12			

## Club Cricket Council (see Note 2)

PL Murphy (Chairman), M Calverley (Deputy Chairman), T Starcevic\*, R Tyson\*, DT Mott\* (Secretary), RM McLean AM (WACA Board Rep), and a representative elected from each District Cricket Club.

PL Murphy, M Calverley, DM Davies (elected to serve on the WACA Board), R Leipold (elected to serve on the Statewide Cricket Committee), M Calverley, B House (elected to serve on HPCC)

## Club Cricket Council Sub Committees (see Note 2)

### TRIBUNAL

K Payne (Chairman), M Calverley, B House, T Prue, N Stagg, J Taylor

### APPEAL BOARD

B Taylor (Chairman), P Lyons, A Marsh, P Nicholls (deceased), D Vodanovic

### UMPIRES APPOINTMENT BOARD

T Prue (Chairman), G Bibby, P Loader, B Rennie, K Rinaldi

### BOUNDARIES

K Payne (Chairman), B House, EK Hussey, D Vodanovic

### DISTRICT JUNIOR CRICKET COUNCIL

R Wiley (Chairman), and a representative elected from each District Cricket Club

## Other Affiliates Who Administer Cricket in WA

### CRICKETWEST (INC)

P Pearce (Chairman), S Mountford, P Reinholdtsen, R Sims, T Park\*, J Stewart\*, M O'Mara (Exec Support)

### WA COUNTRY CRICKET BOARD (INC)

P Silinger (Chairman), D Natt (Deputy Chairman), B Banyard, D Burns, P Gardiner\*, D Hutchison\*, R Harris, J Lucas, S Quain\*, W Reynolds, D Mott\*, T Lees\*

### WA FEMALE CRICKET COUNCIL (INC)

DM Valli (Chairperson), N Finch, C Towers, P Shaw, K White, A Gray\*, A Fahey\*, J Wallace

### WA SCHOOLS CRICKET COUNCIL (INC)

B Kennedy (Chairman), S Davis, P Green, S Ogilvie, K March, A Nuich, J Reid, D Tomlin, L Watson, R Kenny, J Wallace, D Mott\*, T Lees\*

### WESTERN AUSTRALIAN ABORIGINAL CRICKET COUNCIL (INC)

T Collard (Chairman from May 09), A Taylor (Chairman until Apr 09), P Hill, C Rodney (DSR), N Abraham (DSR), M Jackson\*, C Dann\*, M Abrahamson, M Davis, DJ Clear

### WESTERN AUSTRALIAN COMMUNITY JUNIOR CRICKET COUNCIL (INC)

F Wheeler (Chairman), G Parkinson, M Korol, P Douglas, D Chester, R Kosovich, D Worth\*, S Burns\*, A Godfrey\*, L Hunt\*, J Forrest\*, W Meek\*, T Glasco\*, P Shand\*, B Miles\*, J Chappell\*

(\*Denotes part year)

#### NOTES:

1. The President and Chairman of the WACA Board are ex officio members of all Committees and Sub-Committees of the Board (except State Match Committee)
2. Incorporated as WA District Cricket Council (Inc) June 8 2009

## Life Members

1893	Miss Sylvia Forrest, daughter of the then Mayor of Perth, Alexander Forrest MLA on the opening of the WACA Ground. Miss Forrest later became Mrs Sylvia Woods.*	1983	W Scott*
1905	WJ Farley*	1985	DK Carmody*
1912	J Rushton*	1985	CW Puckett*
1917	RG Heath*	1985	CW Langdon*
1918	Hon J Gardiner, MLA*	1985	KD Meuleman*
1930	H Gregory, MHR*	1985	BK Shepherd OAM*
1937	L Ryan*	1985	GD McKenzie
1947	F Boan*	1985	IJ Brayshaw MBE
1948	CH Guy*	1985	RJ Inverarity MBE
1951	Hon GW Miles*	1985	GAR Lock*
1956	RJ Bryant OAM*	1985	RW Marsh MBE
1956	AC Randell*	1985	DK Lillee MBE
1963	His Excellency Lt-General Sir Charles Gairdner KCMG KVO KBE CB then Governor of Western Australia*	1985	BF Prindiville AO CMG*
1972	CR Bunning CBE*	1988	JT Irvine*
1972	FJ Bryant OAM*	1989	HG Bevan*
1977	Hon Sir Lawrence Jackson KCMG*	1991	PB Rakich AM
1977	MJL MacGill*	1993	DH Foster OAM
1977	DC McKenzie*	1995	TJ Perrott AM Cit WA*
1977	JEV Murdoch*	1996	FD O'Driscoll
1978	AD Drew*	1996	NL Ballard
1978	RC Mattiske*	1998	KJ Hughes
1978	HWH Rigg	1998	GR Marsh
1979	RE Ballantine*	1998	GM Wood
1979	EJ Dowling*	1999	TM Alderman
1979	GH Dunstan OBE*	2001	KH MacLeay
1980	RW Abbot MBE*	2002	WM Bryant
1982	AR Edwards OAM	2002	WJ Edwards
1983	LM Sawle AM	2004	TM Moody
		2004	MR J Veletta
		2004	B Yardley
		2005	KL Jones
		2007	BM Julian
		2007	L Pavy
		2007	TJ Zoehrer
		2008	J Angel
		2008	CAC Fear
		2008	Ms C Towers

## Presidents

1885-86 to 1896-97	JCH James
1897-98 to 1898-99	J Gardiner
1899-1900	RH Kelsey
1900-01	SH Parker
1901-02 to 1905-06	WJ Kingsmill
1906-07 to 1914-15	J Gardiner
1915-16 to 1916-17	WJ Farley
1917-18 to 1923-24	J Gardiner
1924-25 to 1937-38	TP Draper
1938-39	SHD Rowe
1939-40 to 1950-51	GW Miles
1951-52 to 1962-63	LW Jackson KCMG
1963-64 to 1979-80	CR Bunning CBE
1980-81 to 1989-90	BF Prindiville AO CMG
1990-91 to 1996-97	TJ Perrott AM Cit WA
1996-97 to 2003-04	PB Rakich AM
2004	DK Lillee MBE

## Chief Executives / General Managers

1979-80 to 1985-86	WJ Rogers
1986 to 1989	TS Ivankovich
1990 to 1992	DE Hoare
1992 to 1997	CL Smith
1998 to 2001	MN Allenby
2001 to 2004	Mrs K White
2004 to 2007	AIC Dodemaide
2007	GM Wood

## Secretaries

1885-86 to 1886-87	G Fruin - Honorary
1887-88 to 1888-89	A Woodbridge - Honorary
1889-90	HH Sherlock - Honorary
1890-91 to 1895-96	FD North - Honorary
1896-97 to 1899-1900	H Brown - Honorary
1900-01 to 1905-06	J Rushton - Honorary
1906-07	L Gouly - Honorary
1907-08 to 1908-09	AWB Mather - Honorary
1909-10 to 1916-17	J Rushton - Honorary
1917-18 to 1928-29	WJ Farley
1928-29 to 1947-48	CH Guy
1948-49 to 1972-73	LE Truman
1973-74	R Miller
1974-75 to 1979-80	B Bellon
1980-81 to 1996-97	KR Preston
1997	G Havercroft

## Chairman of WACA Executive / Board

The Executive was so named from 1907. Prior to this a 'WACA Committee' was essentially the Executive, but in the period 1890 to 1907 the Trustees of the Association played the major role in ground management. The Executive is now referred to as the Board following a review of the Association's Constitution approved by Members at a Special General Meeting on 29 January 2004.

1885-99	G Parker	1931-38	SHD Rowe
1899-1902	RH Kelsey	1938-39	AH Christian
1902-03	EA Randell	1939-46	SHD Rowe
1903-04	FD North	1946-58	AC Randell
1904-05	K Bolton	1958-80	FJ Bryant
1905-06	AG Russell	1980-88	HWH Rigg
1906-11	K Bolton	1988-89	LM Sawle
1911-17	WJ Farley	1989-97	PB Rakich
1918-23	K Bolton	1997-2004	CAC Fear
1923-31	FA Barnard	2004	DJ Williams

## Chairman of the International and Interstate Cricket Committee / State Cricket Committee

The Chairman of the Executive was also Chairman of this Committee from its inauguration in 1922 until February 1990. Mr LM Sawle became its first separate Chairman in 1990, with Mr PB Rakich continuing as Chairman of the Executive.

Mr WJ Edwards succeeded Mr Sawle in 1996. Mr RG Paulsen was Chairman in 2003-2004, after which Mr Edwards was again elected to the position.

Constitutional changes approved by Members on 19 January and 12 September 2007 facilitated a new governance structure for the various Committees that now administer high performance cricket and the successors to the above Committees.

## APPRECIATION

**T**he WACA has always been fortunate to have strong relationships with Government and a wide range of community organisations which has helped to shape its destiny and continues to assist in cricket development and resources required for it.

We pay tribute to and acknowledge various levels of Government, individuals and institutions that have made outstanding contributions to the WACA and to cricket in Western Australia during the past year. This listing of course may never be considered complete. Any unwitting omission is deeply regretted.

See also appreciation to WACA sponsors elsewhere in *The Western Cricketer*.

### WESTERN AUSTRALIAN STATE GOVERNMENT

A change of Government in Western Australia last September provides the Association an opportunity to record, for perpetuity, its formal appreciation to the former Premier, the Hon Mr Alan Carpenter MLA, and his former Planning Minister, the Hon Allanah MacTiernan MLA, for the manner in which WACA representations to them were sympathetically heard and, wherever possible, constructively responded to.

The Carpenter Government's December 2004 \$5m Funding Assistance Agreement for the WACA played a considerable part in stabilising the Association's financial position and permitting it to continue to fulfil its constitutionally stated objective of leading, promoting and developing cricket in Western Australia.

The former Premier's and his Planning Minister's grasp of the individual imperatives for the Association to redevelop its land asset was enlightening and appreciated, leaving little doubt that without that understanding and support, the current threshold of Government planning approval for the WACA / Ascot Capital Joint Venture ground redevelopment would not have been possible.

It is pleasing to record the Barnett/Grylls Liberal/National Party Government has maintained the momentum of the previous Government in continuity of support and understanding of the Association's strategic direction through the Hon John Day MLA, Minister for Planning,

The new Minister for Sport and Recreation, the Hon Terry Waldron MLA, is a man with a strong pedigree in both cricket and football along with a great understanding and affinity of all sports under his portfolio, that when combined with the earthiness of his regional background makes communicating with him a pleasure.

Specific appreciation is expressed to Mr Waldron and State Treasury for their acknowledgement of the Association's performance in fulfilling its obligations under the 2004 Funding Assistance Agreement referred to above with confirmation that the first \$4.4m of the original loan has been converted to a grant. This action reflects favourably on the Association's 2008-2009 Financial Statements as detailed in the Annual Report to Members.

### DEPARTMENT OF SPORT AND RECREATION WA

The Department of Sport and Recreation WA, through its various funding mechanisms, again assisted the WACA to deliver many community cricket programs.

The WACA works constructively with DSR and its operatives to ensure that it conforms to DSR-desired best practice of governance and reporting framework. It is pleasing to have that work acknowledged during the past year in DSR's annual audit processes.

This publication acknowledges the leadership of the Director of the Department of Sport and Recreation, Ron Alexander, and his staff, in particular Graham Brimage, Rob Didcoe, Steve Humphreys and Evan Stewart for their collective support and assistance to cricket and the WACA.

### EVENTSCORP

With CA Directors' support, the WACA has achieved a consistent place in the Australian summer cricketing calendar for its Test Match and One Day Internationals - an outcome that greatly assists in optimising tourism and economic benefits to Western Australia from inbound cricket supporters.

Eventscorp, via CEO David van Oran and his staff, have been terrific allies of cricket and the WACA in this regard.

Another Ashes summer beckons in 2010-11. In partnership with Eventscorp, the WACA looks forward to improving upon successful tourism, community and cricket supporter initiatives introduced in 2006-07 when England last toured Australia.

### HEALTHWAY

Healthway continued their long term support of cricket in Western Australia last year through a variety of programs and sponsorships for grass roots, junior and school cricket.

For some fifteen years, the WACA has promoted various Healthway messages on smoking, responsible serving of mid and low strength alcohol, providing healthy eating options and creating skin cancer awareness. We thank Healthway and look forward to extending our constructive relationships with them to benefit the Western Australian community and WACA Ground patrons.

### EAST PERTH REDEVELOPMENT AUTHORITY

Last year the WACA again had extensive dialogue with EPRA, the Government Authority charged with planning responsibility for the East Perth Riverside precinct. It is reassuring that design concepts in the WACA / Ascot Capital JV are aligned to EPRA's and that a redeveloped WACA Ground will remain a long term part of the changing landscape of East Perth.

The Association records its appreciation to EPRA CEO Tony Morgan for his leadership and constructive advice to the WACA and JV consultants in these matters. Continuity of that relationship will become more vital as the WACA Ground redevelopment comes closer to being realised.

See also the WACA Board Chairman's Report to Members in *The Western Cricketer*.

### WA SPORTS FEDERATION

Under the leadership of its current CEO Rob Thompson, the WACA acknowledges the substantial contribution that WASF provides to the sporting community in Western Australia as a central point of reference for exchanging current and relevant information on governance and compliance issues for those engaged in administration of sport, its programs and services.

## THE UNIVERSITY OF WESTERN AUSTRALIA

A recent strategic alliance for the WACA has been with The University of Western Australia where respective synergies of our two institutions on education, culture, commerce and sport have found natural harmony.

UWA has been an integral part of the Retravision Warriors' pre season tours to India for a series of matches and appearances to nurture and mature those synergies on the sub-continent.

A sequence of deferments and cancellations of the Champions League Twenty20 tournament prevented the Warriors from embarking on 2008 pre-season matches and related engagements in India, but they are set to resume again in September of this year.

The WACA acknowledges UWA Vice Chancellor Prof Allan Robson for his role in developing UWA's strategic alliance with the WACA, and more recently to Ms Rowan Maclean, Director of Sports Park, with whom the WACA is engaged in extensive MOU discussions regarding a Cricket Academy, vital to the development of cricket in Western Australia.

## CITY OF PERTH

The WACA continues to enjoy consultation and valued support with and from senior officers and various departments of the City of Perth to ensure compliance with community standards and ordinances in the conducting of events at the WACA Ground for the comfort, enjoyment and safety of patrons. That assistance extended to traffic and parking controls co-ordinated through the City of Perth.

Thanks are extended to City of Perth CEO Frank Edwards for his leadership and guidance in all of these matters and for his helpful senior operatives. We are also pleased the Lord Mayor of Perth, Ms Lisa Scaffidi, who resides in East Perth, is aware of and understanding of WACA strategic imperatives and redevelopment plans.

## TRANSPERTH

The WACA and Transperth continue to encourage WACA Ground match day patrons to use Transperth bus, rail or ferry resources for their transit to and from the venue. Patron numbers accessing the ground via public transport is increasing each year, a statistic no doubt improved upon by an efficient southern corridor rail system.

## PACKER FOUNDATION

The late Kerry Packer's love and passion for cricket lives on through the Packer Foundation. Part of the Packer bequest assists Indigenous cricket and Indigenous cricketers, a feature of which was funding an Indigenous Cricket Camp held at Fairbridge Farm late in 2008. The primary purpose of the camp was to accelerate the development of Indigenous youth who have demonstrated the potential to succeed in cricket. Participants were selected on that basis and they greatly benefited from the experience.

The Packer Foundation also contributed generously for the Australian Indigenous cricket team to tour England in July 2009.

Female cricketers also benefited from the Packer Foundation and specifically in Western Australia via Regional and Rural Development Programs staged in country centres and at the WACA Ground earlier this year. Activities were designed to increase the number of females playing cricket in regional and rural areas and provide access to quality coaching and development opportunities for talented female players.

See also the Game Development section of *The Western Cricketer*.

## LORD'S TAVERNERS WA

Enacting their Charter of 'Giving the Young and Disadvantaged a Sporting Chance', Lord's Taverners WA has again provided vital funding to the WACA for regional coaching programs in the South West and Kimberley regions of Western Australia, support of Indigenous cricket and cricketers with a disability, and perpetuation of the prestigious Lord's Taverners WA Annual Spirit of Cricket and Male and Female Junior Taverners Awards.

Lord's Taverners made a substantial financial contribution to reviving Fairbridge Farm Sports Ground and the installation of a new scoreboard, which was dedicated at a ceremony in April and attended by contributing stakeholders including the WACA, WA State Government, local Government and commerce within the Peel region. Apart from Lord's Taverners WA's direct assistance, they also contribute generously to national programs such as Ausrapid and assisted with funding to the Australian Indigenous cricket team, referred to above.

Chairman Mike Snell, President John Moody AM and Secretary John Snell (plus John's successor in that role, John Sanders), exhibit high standards of leadership in executing sponsorship opportunities and organising various functions, including the highly popular Lord's Taverners Annual Test Match Breakfast, and from which revenues are derived to fund programs and sponsorships.

Lord's Taverners also have a feature article in *The Western Cricketer*.

## CARBINE CLUB OF WA

The Carbine Club of WA continued to support grass roots cricket in the form of the Allan Edwards Trophy for a promising player yet to achieve first class status, honouring the Olly Cooley Medallist at the WACA Annual Pennant Cricket Presentation Dinner and enabling talent identified at the annual CSBP Junior Country Week Carnival access to special coaching by funding their enrolment in the Justin Langer Summer Holiday Coaching Clinics.

The WACA expresses thanks to current Carbine Club of WA President Brad Thomason, Treasurer Reg Webb and long-term Secretary Lloyd Meredith for their support of cricket. The Carbine Club Annual Cricket Luncheon, featuring Kerry O'Keeffe and staged on the eve of the 2009 Commonwealth Bank Series international matches at the WACA Ground, attracted a record attendance.

## WESTERN AUSTRALIAN TROTTING ASSOCIATION

Thanks are extended to well-respected WATA CEO Rob Bovell and the WATA Executive Committee for the ongoing co-operation extended to the WACA to conduct its match day operations.

The WACA and the WATA have harmoniously operated their respective sporting events and businesses in Nelson Crescent for almost a century and look forward to continuing to co-exist in a like manner amid changing dynamics of our environs as developments proceed on our respective boundaries. The maturity of our relationship will be helpful in the times ahead.

## TRINITY COLLEGE

The WACA expresses appreciation to Trinity College Principal Ivan Banks and Bursar Mike Burgess for a continuation of the College's support and assistance by providing access to and use of part of their land facilities for major events and their swimming pool for Warriors recovery sessions.

We also thank College Chairman Wayne Bowen and Bob Shields for their co-operation and assistance with the Riverside Stakeholders Engagement Group.

The WACA continues constructive dialogue with the Trinity College Board to ensure that respective interests are protected regarding the proposed WACA redevelopment and EPRA plans to implement a link road dividing the WACA's eastern boundary and Trinity College's western boundary.

### HONORARY LEGAL COUNSEL

Rob O'Connor QC again served the Association in this capacity in 2008-2009, where his substantial intellect and experience was sought by the Association for legal advice and opinions on subjects as varied as its constitution, WACA Membership by-laws, taxation and Ground redevelopment matters.

Not only were advice and opinions always delivered with promptness and preciseness, it also enabled the Association to make considerable savings for otherwise paid legal advice. Mr O'Connor's voluntary unpaid contributions to the Association also included serving as a match day Code of Behaviour Commissioner and on the WACA Board-appointed Honours and Historical sub-committee.

The WACA conveys its appreciation to Mr O'Connor QC for those substantial services to the Association.

## Media

### RADIO

720 ABC Perth and Local Radio WA continued its excellent coverage of all levels of cricket in 2008-09, and again was a much valued media partner of the WACA. Clint Wheeldon was recognised for his development as a cricket broadcaster by being the inaugural recipient of the WA Cricket Media Guild's Emerging Cricket Media Talent award. He also shared the WACA Test Match Media Award with Peter Lalor of The Australian.

Fairfax Radio Network's partnership with the WACA and the Warriors - through 882 6PR and 96FM - continued in 2008-09. Both stations ensured cricket maintained a healthy presence in their programming, with regular interviews and on-air promotions.

Sport FM 91.3 returned to the airwaves after a six month hiatus midway through 2008 and the team, led by Colin Minson, built on their already impressive record throughout the 2008-09 season. Sport FM 91.3 is the only radio station in Australia that regularly and consistently broadcasts interstate cricket, covering the vast majority of the Warriors' matches - both home and away - in all three formats. Western Fury Twenty20 matches were also broadcast, along with the *Talking Warriors* and *Talking Fury* programs, both of which debuted last summer. Everyone associated with cricket greatly appreciates the job that Sport FM does promoting our game in Western Australia.

### PRINT

The West Australian and The West Online, in particular Chief Cricket Writer John Townsend and Sports Editor Craig Nitschke, provided great support to Western Australian cricket in the past year, ensuring cricket was a major focus throughout the summer months.

The Sunday Times and PerthNow kept cricket at the forefront of its summer sports coverage, which included first rate coverage of the Retravision Shield courtesy of veteran grade cricket reporter Sam Pepe.

Our thanks to the dedicated team of editors, journalists and photographers from the Community Newspaper Group who provide outstanding coverage of grass roots cricket in their numerous publications.

The WACA also appreciates the excellent coverage and commitment to WA cricket provided by WA Today (Tim Clarke), AAP (Justin Chadwick and Chris Pike), Sportal (Paul Barbieri), Farm Weekly (Colin Bettles), and Cadability (Aaron Vincenc, David Colin-Thorne and Adam McBride).

### TELEVISION

WIN Channel Nine is a valued media partner of the WACA and they once again provided tremendous support across the 2008-09 season. Sports Director Michael Thomson and senior reporter Mark Readings regularly covered news from in and around the WACA, as well as profile stories on Warriors players and coaching staff.

WIN TV supported a number of WACA initiatives in regional areas, including CSBP Senior and Junior Country Week, Aglime Country Cup, junior recruitment week, and the Ford Ranger Cup match held at Hands Oval in Bunbury.

2008-09 was Fox Sports' third season as the home of interstate cricket in Australia. Their live coverage of Ford Ranger Cup and KFC Twenty20 Big Bash matches was led by Executive Producers Matt McKeown, Katrina Chown and Geoff Bullock, while local sports stories were serviced by reporters Rebecca Perrie, Tania Armstrong and cameraman James Foggo. Perrie's feature on a Warriors' pre-season activity - an Amazing Race-style challenge - won Best Feature Story in the WA Cricket Media Guild awards.

The team at ABC TV were a regular presence at WACA media opportunities and did a terrific job across the 2008-09 season, ensuring that viewers across Western Australia received in-depth coverage and high quality news stories of the Warriors and WA cricket.

Cricket was a major presence on Channel 10 sports bulletins throughout 2008-09. This was in large part due to the outstanding work of sports reporter Claire Thomas, who was recognised by the WA Cricket Media Guild with the honour of Best Overall News Coverage.

Our thanks also to Channel 7 for their coverage of interstate and international cricket in 2008-09, led by Sports Director Chris Young.

### WA CRICKET MEDIA GUILD

Guild President Ken Casellas, Vice President John Townsend and Secretary Don Marsdon have long been tireless workers for the WA Cricket Media Guild, helping to grow the relationship between the WACA and WA's cricket media, and the 2008-09 season was no exception. The Association is most grateful for the efforts that they put in to the Guild, all on a voluntary basis. The annual Test Match Function, which was held at the Crowne Plaza on the Friday night of the first 3 Mobile Test Match between Australia and South Africa, was attended by local, interstate and international journalists and enjoyed by all.

### MEDIA AWARDS

#### WACA Test Match Award

Peter Lalor - The Australian, Clint Wheeldon - ABC Radio

#### Emerging Cricket Media Talent

Clint Wheeldon - ABC Radio

### NEWSPAPERS

Best Match Report: John Townsend - The West Australian

Best Feature/News Story: Tim Clarke - WA Today

Best Grass Roots Coverage (Country or Club):

Colin Bettles - Farm Weekly

### RADIO

Best Commentator: Glenn Mitchell - ABC Radio

Best Expert Commentator: Terry Alderman - ABC Radio

### TELEVISION

Best Overall News Coverage: Claire Thomas - Channel Ten

Best Feature: Rebecca Perrie - Fox Sports

## WESTERN POWER OVER A DECADE OF SUPPORT FOR WA CRICKET



**T**he WACA extends its gratitude to Western Power, whose 12-year involvement with WA cricket came to an end at the conclusion of the 2008-09 season.

Western Power's partnership with the WACA saw them become the joint major sponsor of the state men's cricket team - the Western Warriors - in 1998-99. There was immediate on-field success with the Warriors winning the Sheffield Shield in their first season of sponsorship and the Mercantile Mutual Cup one day competition in 1999-2000.

Western Power continued its association with the Warriors until the end of the 2002-03 season, when their sponsorship evolved to a regional focus in their areas of operation.

2003-04 marked Western Power's first season as major sponsor of the WACA's Regional Junior Cricket Program, playing a vital role in bringing cricket to youngsters in country regions such as the Wheatbelt, South West, Mid-West, Great Southern, Goldfields and Central District.

They also supported the "Country Day at the Cricket", where 150 youngsters from around Western Australia had the opportunity to attend a day's play during the 3 mobile Test Match at the WACA Ground, as well as the Western Power Country Talent Tour and Western Power Cricketers of the Year.

"For over a decade, Western Power's tremendous support of WA cricket has been felt across many areas," WACA CEO Graeme Wood said.

"Their time with the Warriors was fruitful on the pitch as the team experienced great success and several players went on to represent their country as well.

"In recent years, their sponsorship of the Regional Junior Cricket Program greatly assisted the WACA, Regional Cricket Officers and Regional Boards to deliver coaching programs for youngsters and helped to implement our Development and Talent Programs, thus enabling the WACA to achieve outcomes specified in the Cricket Australia and WACA Strategic Plans."

Western Power General Manager Customer Services, Mark de Laeter, says they are very proud of their long association with cricket in WA.

"We were looking to contribute to the local community, and what could be better than working with kids and helping to promote healthy lifestyles," Mr de Laeter said.

"We really admire the WACA and the Warriors for what they achieve on and off the pitch. And more recently, the move into junior cricket has been extremely fruitful as well, so it has been a great investment for Western Power."

The support of Western Power has played a major role for many cricketers in this state to fulfil their dreams, and the WACA sincerely thanks them for their partnership.





With plenty of on-field action in season 2008-09, activities off-field also increased.



Major sponsor, Retravision, entered their sixth year as the Naming Rights sponsor of the Warriors, along with the WACA District cricket competition - the Retravision Shield - and the modified Retravision Super 8s junior competition. As always, Retravision achieved significant return on investment, with off-season interest in cricket continuing to increase as the game grows both locally and overseas.

A major feature of Retravision's sponsorship this year was the introduction of Variety WA as the WACA's exclusive charity partner through their affiliation with Retravision. This saw a number of match day activities focused around Variety WA, who provide much-needed assistance to sick kids in WA.

As always, Retravision have been a wonderful supporter of the WACA and the Warriors, and our heartfelt thanks are extended to the 'team behind the team' for their ongoing commitment to Western Australian cricket.



As a long-time supporter of the WACA and cricket in Western Australia, Foster's Australia once again played an active role in season 2008-2009. Foster's continue to focus on grass roots cricket, notably the partnerships now in place with WACA District clubs. Foster's also continued their corporate entertainment area for the 2008-09 season. For the first day of the 3 Mobile Test Match, this was the "Wolf Blass Wing", and for the Commonwealth Bank Series one day international it was the "VB Top Ticket Wing". This gave approximately 150 guests the 'best seats in the house', with corporate hospitality located on the West Bank in what was a much-coveted area to see and be seen at the WACA. Thank you to the team at Foster's for their commitment to the WACA, the Warriors, and cricket in Western Australia.



This season saw continued support from major sponsor Vikas Rambal and the Rambal Family. Vikas is the Chairman and Managing Director of Perdaman Chemicals and Fertilisers Pty Ltd, which has embarked on developing a world scale fertiliser project in Western Australia. Mr Rambal is the official sponsor of the Warriors Manager & Head Coach, Tom Moody, and his support and love of cricket and contribution to the WACA in 2008-2009 has been enormously appreciated. The Rambal Family also extended their involvement to Naming Rights sponsor of the Rambal Warriors, who were to travel to India to compete in the Champions League Twenty20, but the tournament was unfortunately cancelled due to security reasons. A special thank you to Mr Rambal and his family for their active commitment to the WACA, the Warriors, and our Head Coach, Tom Moody.



Our major Government supporter in Healthway were actively involved in promoting our SunSmart Junior Cricket Program throughout the metropolitan area. Promoting the important message of adopting SunSmart behaviour is crucial in protecting the health of our young cricketers, and the team at the Cancer Council of WA provide enormous support to our Cricket Department to ensure that our cricket community are well-informed and educated in how to create a SunSmart environment. The active promotion of the SunSmart Accredited Clubs program has now seen 50 of our junior community clubs achieve accreditation, which has given them a range of benefits including free sunscreen supply, promotional material and education information for parents. By adopting their own SunSmart policies, including such requirements as 'no hat, no play', clubs are now providing safe environments for our junior cricketers and limiting the risk of skin cancer. Along with their work in the community, Healthway and the Cancer Council of WA work with the team at the WACA to ensure that cricket spectators are informed about sun protection with PA and AV advertisements, signage around the ground and, most importantly, the provision of free sunscreen at a number of locations around the WACA Ground. As our favourite summer sport, cricket puts us at risk of high exposure to UVA and UVB, which can result in the development of skin cancers. By adopting SunSmart behaviours, including wearing broad-brimmed hats, SPF 30 sunscreen, long-sleeved, collared shirts and sunglasses, we can limit our exposure to the sun, while still enjoying either playing or watching cricket.



Western Power celebrated its twelfth year of partnership with the WACA in season 2008-2009, an achievement we are especially proud of, as Western Power is an extremely active and dedicated partner of the Western Power Regional Junior Cricket Program. As always, a special feature of this partnership is a showcase

of the regional program with the 'Western Power Country Day at the Cricket' on day four of the 3 Mobile Test Match. Young cricketers from regional WA enjoyed being 'out in the middle' at the lunch break, and played games of modified cricket. Western Power have recently highlighted that season 2008-09 will be their last season with the WACA, and whilst the WACA is disappointed, we are extremely grateful for their support of WA cricket over the past twelve years. A dedication to Western Power is on page 95 of this publication, and their long-term sponsorship is a credit to their commitment to regional communities and acknowledgement of the important role cricket plays in country areas.



Another of our country cricket sponsors, CSBP, enjoyed their fifth season as the Naming Rights partner of Junior and Senior Country Week. A highlight on the country cricket calendar, CSBP Country Week sees the 'best from the bush' head to Perth for a week-long carnival where exciting cricket and good times are had by all. CSBP has become synonymous with Country Week, and again, a thank you to the team who so actively support our regional communities with this valued investment in the program.



**The Lord's Taverners**  
WA Branch Incorporated

The Lord's Taverners have long been involved in Western Australian cricket and have continued their support during season 2008-09 with the Lord's Taverners Regional Winter Program. The program was held throughout regional Western Australia including the Wheatbelt, Central Districts, Mid-West, South West and Great Southern. The program allowed talent development for all up and coming regional cricketers and was designed to improve the knowledge and skill level of the kids through both practical and theory sessions. This program is integral to the development of regional players and the Lord's Taverners' support is greatly appreciated.

#### **A Special Thanks to our Valued WACA Partners**

Department of Sport and Recreation, Ascot Capital, Coca-Cola Amatil (WA), The University of Western Australia, Diageo, WIN Channel 9, Aglime, Ford, AHG, 3 Mobile, National Foods, PricewaterhouseCoopers, Kookaburra, The West Australian, Marketforce, 6PR and 96FM, Sport FM, ABC Radio, Delaware North Companies, Sunrunner Boats, Streets, Cambridge Media, Sony Foundation and Canterbury.



Department of  
Sport and Recreation



The West Australian



marketforce

DIAGEO

Ascot Capital  
LIMITED



Thank you to all of the WACA's Corporate Partners  
for their ongoing involvement and support of Western Australian Cricket.



Terry Jenner, CA Centre of Excellence Spin Bowling Coach, addresses a group of local cricket coaches

## WACA Cricket Operations Staff

Tom Moody	Retravision Warriors Manager & Head Coach
Doug Harris	High Performance Manager
David Clear	Game Development Manager
Sam Cox	High Performance Co-ordinator
Dean Plunkett	Performance Information Co-ordinator
Mathew Inness	Fitness Strength & Conditioning Coach
Rob Colling	Physiotherapist
Trevor Penney	Assistant Coach Retravision Warriors
Derek Mott	Grade Cricket Administrator
Kelly Hepworth	Cricket Operations Co-ordinator
Tim Lees	Competitions Administrator
Kate Bobridge	in2CRICKET Co-ordinator
Barry Rennie	Umpiring Co-ordinator
Steve Philippe	Cricket Officer Manager
David Fitzgerald	High Performance Coach
Lindsay Flinn	Gosnells District Cricket Officer
Peter Waite	Perth / South Perth District Cricket Officer
Chris Brabazon	Fremantle / Claremont-Nedlands District Cricket Officer
Simon Barras	Mount Lawley District Cricket Officer
Aaron Hamilton	Melville District Cricket Officer
Rob Kennedy	Joondalup District Cricket Officer
Arjun Menon	Rockingham-Mandurah District Cricket Officer
Alan Singer	Midland-Guildford District Cricket Officer
Simon Allison	Bayswater-Morley District Cricket Officer
Adrian Abbott	Subiaco-Floreat / Scarborough District Cricket Officer
Ross Bartlett	Wanneroo District Cricket Officer

Jenny Wallace	Female Cricket Officer
Sam Newbury	Regional Cricket Officer - Great Southern
Andy Cottam	Regional Cricket Officer - South West / High Performance Coach
Michael Goss	Regional Cricket Officer - Goldfields
Wayde McLean	Regional Cricket Officer - Wheatbelt
Adam Falls	Regional Cricket Officer - Central Districts
Robert Wass	Regional Cricket Officer - Mid-West

## WACA Coaching Panel

Tom Moody	Retravision Warriors
Trevor Penney	WA Second XI Coach
Bruce Reid	Bowling Coach (Part Time)
Bret Mulder	Bowling Coach (Part Time)
Sandy Gordon	Mental Skills Coach (Part Time)
Steve Philippe	Western Fury / CA Women's Cup Coach
David Fitzgerald	Under 19 / Under 17 Male Coach
Ross Greer	Under 19 Assistant Coach / Manager
Ken Lilly	Under 17 Assistant Coach / Manager
Jim Walters	Under 17 Female Coach
Martin Tobin	Mental Skills Coach
Mathew Inness	Fitness, Strength & Conditioning Coach
Rob Colling	Physiotherapist
Dr Damien McCann	WACA Doctor
David Virgo	WA Country XI Coach
Shane Robbins	WA Country Colts Coach
Aaron Hamilton	WA Aboriginal XI Coach

### Coach Education

The WACA Cricket Operations Department conducted 20 Coaching Courses in season 2008-09. 502 people participated in coach education courses held across WA. A number of coaching workshops were also held to provide WA coaches with an opportunity to develop their skills. Presentations were made by Warriors Coach Tom Moody, Australian spin coach Terry Jenner, Australian bowling coach Troy Cooley, Australian fielding coach Mike Young and Australian coach Tim Nielsen.

The CA Orientation to Coaching course was changed in 08-09 to become the Introduction to Cricket online course.

The Development Coaching (Level I) courses were conducted throughout Western Australia. This course is designed for coaches aligned to junior and senior teams, and has proved a success with the theory component being the new Introduction to Cricket online course, which replaces the Course Workbook. This complemented the excellent practical presentations from SunSmart Cricket Officers and specialist coaches. The course meets Cricket Australia's guidelines and is presented over one day.

Every year the WACA conducts an Advanced Coaching (Level II) Course, which is the highest form of cricket coaching accreditation available in Western Australia. This season, the Level II course was supported by the Department of Sport and Recreation, who funded specialist coach Graeme House to present the majority of the course.

The Level II course is conducted over a three week period with two distinct phases. Firstly, the theory component was held on the evening of Thursday 14 August, and all day Friday 15 August, Saturday 16 August and Sunday 17 August, and secondly, the practical component of the course, which was held on two Sunday mornings (24 & 31 August). 22 participants were involved in both the theory and practical components of the course.



Many presenters were involved, including Ken Lilly, David Tomlin, and Martin Tobin.

Cricket Australia conducted the Level III High Performance coaching course in Brisbane from 8-12 June 2009. The course had 28 attendees from across Australia, and included six former international players and four Western Australian coaches - Simon Barras (SunSmart Cricket Officer), Peter Waite (SunSmart Cricket Officer), Sam Davis (SchoolSport WA Under 15 Coach) and James How (WACA specialist coach).

Guest presenters included Greg Chappell (CA Centre of Excellence Head Coach), Dave Fitzgerald (CA CoE Batting Coach) and Wayne Bennett (NRL premiership coach).

The WACA utilised funding from Cricket Australia to run a number of workshops, assisting in the development of our important coaching community.

### High Performance

The High Performance Department continued their hard work developing professional programs to suit the needs of aspiring future Warriors and Fury players.

Once again, the Emerging Warriors Program in all zones was a huge success with the players participating in a variety of pre-season activities. These included game sense scenarios and specialist skill sessions. This program also assisted SunSmart Cricket Officers with the talent identification process when selecting their teams for the state zone carnivals at Under 14, 15 and 16 age levels.

The carnivals were held at Kent Street Senior High School and Harold Rossiter Park (Under 14s), Stevens Reserve (Under 15s), and Kent Street SHS, Harold Rossiter Park, Jones Paskin Reserve, Breckler Park and Lark Hill (Under 16s). All venues for these important carnivals were excellent.

The formation of a WACA Junior Fast Bowling Academy was a huge success with well over 30 young bowlers involved in the program. The training sessions were held every three weeks during the season and concentrated on areas such as fitness, injury prevention, action assessment and general bowling tips provided by WACA specialist bowling coach Ken Lilly.

The six Regional Cricket Officers, assisted by sponsorship from Western Power, conducted the Western Power Regional Emerging Warriors Program. The program is similar to the metropolitan version and is conducted in all six country regions - Central Districts, Goldfields, Great Southern, Mid-West, Wheatbelt and South West.

WACA staff spent several days visiting the regions along with support from the Regional Cricket Officers. The program assists in the development and talent identification of our best country cricketers.

Once again, a huge thanks go to Western Power for their sponsorship, which assisted the WACA to develop and foster young cricketers in our regional areas.

## Fast Bowling Academy

The Fast Bowling Academy squads were established by the WACA High Performance Department in 2007-08 to further enhance the monitoring and development of the state's finest fast bowling prospects. The formation of the Elite and Junior squads provided selected players with relevant and astute guidance relating to all aspects of the discipline.

The primary objective of the Junior Academy is to equip Western Australia's most promising quicks with a thorough understanding of the requirements and routines involved in becoming an elite fast bowler. The Junior program is comprised of North and South squads. These groups are comprised of fast bowlers aged between 14 and 18. Those selected have been identified by WACA coaching staff as leading pace prospects in their respective districts. Members involved with the program are exposed to ongoing and expert tutelage from WACA specialist fast bowling coach Ken Lilly and WACA Performance Information Co-ordinator Dean Plunkett. The intended outcome for the athlete is that they acquire and convey a thorough understanding of the requirements and routines of an elite fast bowler.

### ACADEMY SQUAD MEMBERS

#### North

Keating (ML)  
Davies (ML)  
Smith (WAN)  
Rankin (WAN)  
Jennings (WAN)  
Wilson (SC)  
Guppy (SC)  
Hoskins (SC)  
Wetherall (BM)  
Van der Westhuizen (BM)  
Holder (SF)  
Galati (SF)  
Wood (MG)  
Casey (MG)

#### South

Fotadar (WILL)  
Gunaratne (WILL)  
Forsyth (WILL)  
Pepper (F)  
Peterson (F)  
Manley (F)  
Moore (F)  
Paris (CN)  
Clements (CN)  
Crawford (CN)  
Smith (CN)  
Jacobs (RM)  
Biglan (WILL)  
Benefull (SP)  
Dawson (RM)  
Collard (RM)  
McDowell (P)

The Elite squad is focused on those fast bowlers who have been identified as genuine first class prospects outside the state squad. The objective of the Elite Program is to address the serious lack of depth in Western Australia's pace bowling ranks.

Under the guidance of state bowling coach Bruce Reid and specialist Ken Lilly, sessions were conducted with the state squad, significantly adding to the quality of the experience. The establishment of the Elite squad proved highly successful, highlighting perhaps that the current situation may not be as bad as originally thought. Several highly talented individuals have been identified through the process and have progressed markedly as a consequence. Already, the provision of astute and effective feedback and technological resources to pacemen deemed as fringe players has unearthed some quality options for state selectors in the short term. Whilst this does leave scope for some optimism, it is of high priority that the support and opportunity is ongoing for quality fast bowlers.

#### The 2008-09 Elite Fast Bowling Squad bowlers were:

Matt Olsen, Daniel Townend, Chris Quelch, Justin Coetzee, Patrick Molinari, Ryan Duffield

Players who were involved in the Academy squads underwent the following:

- Physiotherapy screening
- Fitness testing
- Strength testing
- Running technique analysis
- Bowling technique analysis
- Filming in nets and matches

## District Clubs

Along with the Emerging Warriors program and zone carnivals, the 16 District clubs were again serviced by our SunSmart Cricket Officers in regards to talent identification, development of coaches, volunteers, administration personnel, and player skill development from Under 13 through to senior level. Clubs are increasingly utilising the assistance that these officers provide and relationships between the District clubs and the WACA continue to go from strength to strength.

### SunSmart Under 14

#### Terry Alderman Zone Carnival

The SunSmart Under 14 Terry Alderman Zone Carnival was keenly contested with excellent cricket on display. The South East zone were the winners, going through the carnival undefeated. The standout players who performed well for their sides were Josh Keyes (North East), Brant Colledge (South East), Riley Pilcher (South West) and Robbie Montgomery (North West). Josh Keyes and Brant Colledge were chosen as the players of the carnival.

MSE (4 points), MNE (2 points), MNW (2 points), MSW (0 points)

#### DAY 1

Metro North East 6/208 (J Keys 95, M Todd 33; R Montgomery 2/36) b Metro North West 119 (R Montgomery 48; M Van Der Westhuizen 2/15, D Curtis 1/16)

Metro South East 5/198 (A Davis 72\*, J Robinson 48; S Chojnowski 1/31, M Mahon 1/41) b Metro South West 109 (T David 32, P Dawson 22; D College 3/7, W Kieley 3/23)

#### DAY 2

Metro South East 7/175 (B Wilson 50, B Reed 39; J Baker 2/19, M Todd 1/6) b Metro North East 9/148 (M Todd 28, D Caporn 24; W Kiely 2/25, B Colledge 3/21)

Metro North West 114 (Morgan 37, Taylor 18; Pilcher 4/17, David 3/13) b Metro South West 113 (Meades 28, David 23; Johnston 3/20, Hallas 2/10)

#### DAY 3

Metro South East 3/161 (J Korol 63\*, B Colledge 41; C MacDonald 1/21, R Montgomery 1/22, D Taylor 1/22) b Metro North West 160 (D Taylor 41, R Montgomery 36; A Davis 4/10, W Kieley 2/34)

Metro North East 5/154 (T Christades 41, T McBride 34; M Kelly 2/18, S Chojnowski 2/23) b Metro South West 8/149 (J Ward 34, K Dubeki; J Mulder 3/21, J Baker 3/28)

**Winners:** Metro South East

**Best Players:**

Josh Keys (MNE), Robbie Montgomery (MNW),  
Brant Colledge (MSE), Riley Pilcher (MSW)

**Players of the Tournament:**

Josh Keys (MNE), Brant Colledge (NSE)

**SunSmart Under 15  
Tom Moody Zone Carnival**

This carnival saw a very high standard of cricket being played at Stevens Reserve over three days. The game between South East and North West on day three was decided on the last ball, with victory going to South East. The overall winner was South West, who went through the carnival undefeated. They had a very good all-round team and had several dominant players. The best players for their respective teams were Stephen Coniglio (North East), Garrick Morgan (North West), Alistair Bivens (South East) and Mark Crawford (South West). Mark was chosen as the player of the carnival following outstanding form as an all-rounder.

MSW (6 points), MSE (4 points), MNW (2 points), MNE (0 points)

**DAY 1**

Metro North West 222 (G Morgan 70, J Hollows 47; A Strydom 3/14, R Mussen 3/19) b Metro North East 123 (S Coniglio 51, A Strydom 14; J Hollows 2/11, A Smith 2/26)

Metro South West 5/154 (S Eskinazi 48, N Hobson 37; B Gunaratne 2/34, C Brown 1/18) b Metro South East 153 (A Enright 28, P Gunaratne 27; M Crawford 4/16, W Dawson 2/26)

**DAY 2**

Metro South West 6/153 (Crawford 69, Glascoe 32; Smith 3/21, Wilson 1/27) b Metro North West 90 (Morgan 37, Morton 25; Collard 3/7, Dawson 2/15)

Metro South East 3/208 (A Biven 81, K Koczwarara 46; A Strydom 2/40) b Metro North East 9/167 (S Smithies 50, L Casey 22\*; D Lane 3/28)

**DAY 3**

Metro South East 202 (A Bivens 62, K Koczwarara 53; H Morton 3/37, P Wilson 2/28) b Metro North West 201 (H Morton 43\*, C How 43; A Enright 2/35, A Whitting 1/20)

Metro South West 168 (D Kennedy 40\*, M Crawford 35; D Sharman 2/4, D Berryman 2/35) b Metro North East 153 (S Coniglio 51, T Bradshaw 27\*; M Crawford 4/24, D Kennedy 2/16)

**Winners:** Metro South West

**Best Players:**

Stephen Coniglio (MNE), Garrick Morgan (MNW),  
Alistair Bivens (MSE), Mark Crawford (MSW)

**Player of the Tournament:**

Mark Crawford (MSW)

**SunSmart Under 16  
Wayne Clark State Carnival**

The SunSmart Under 16 Wayne Clark State Carnival was the most evenly contested in recent seasons, with most sides displaying good form. A highlight was the improved showing of the South East side, who have struggled in recent seasons, as well as the two country teams. The improved showing of the country sides

shows that the Western Power Regional Cricket Officers are doing an outstanding job. The winner was the South West team. This group of players have dominated each of the carnivals for their age group, having been undefeated in the Under 14, 15 and 16 age groups as they progressed through during the past three seasons - an outstanding effort indeed. Winners of the individual best player awards were Peter Harrison (North East), Blake Smith (South East), Ashton Turner (South West), Craig Hoskins (North West), Jebb Swallow (Country Black) and Ricky Marsh (Country Gold). Blake Smith was adjudged player of the carnival.

MSW (18 points), MSE (14 points), MNW (8 points),  
CG (8 points), CB (4 points), MNE (0 points)

**DAY 1**

Metro North West 3/145 (B Coultas 52\*, J Standing 29; M Johnson 1/15, D Macleay 1/17) b Country Black 144 (J Swallow 33, Z Faires 22; M McNulty 4/23, B O'Regan 4/39)

Metro South East 9/240 (C Bancroft 79, B Smith 41; C Caltounis 3/42, N Parry 3/42) b Country Gold 111 (S Mackin 34, J Gaultrey 22; J Roberts 3/22, M Bailey 3/6)

Metro South West 8/225 (A Turner 71, W Bosisto 79; D Pepper 4/28, B Turner 2/28) b Metro North East 152 (Susana 66; Wetherall 2/46)

**DAY 2**

Metro South East 7/213 (C Bancroft 76, B Smith 52; M Debarro 2/20, B O'Regan 2/48) b Metro North West 9/211 (J Rankin 35\*, M Camacho 34; M Bailey 2/31, B Smith 2/34)

Metro South West 8/227 (J Paris 47, A Turner 46\*; McLeay 2/25, Parker 1/14) b Country Black 159 (McLeay 47, Parker 38; A Turner 3/7, J Rogers 2/29)

Country Gold 7/204 (Marsh 61, Perkusich 26, Dalziel 26; Waghorn 2/45, Wetherall 3/50) b Metro North East 202 (Harrison 57, Waghorn 34; Mackin 4/40, Caltounis 2/24)

**DAY 3**

Metro North West 3/84 (J Standing 24\*, R O'Sullivan 23\*; C Van Houwelingen 2/28, P Harrison 1/29) b Metro North East 83 (D Waghorn 21; M McNulty 5/18, C Hoskins 5/22)

Metro South West 110 (W Bosisto 45\*, B Lewis 26; S Hooper 2/41, S Mackin 1/28) b Country Gold 109 (R Marsh 20, C Caltounis 19; L O'Hurley 4/30, D Pepper 2/14)

Metro South East 9/185 (B Smith 55, M Colace 41; M Johnson 4/25, A Chapman 3/36) b Country Black 184 (J Swallow 51, J Dasborough 23\*; C Macdowell 3/26, B Smith 3/32)

**DAY 4**

Metro South West 180 (B Lewis 40, A Turner 26; B Smith 3/30, C Macdowell 3/32) b Metro South East 114 (M Bailey 41, B Smith 14; A Turner 4/17, D Pepper 2/5)

Country Gold 260 (R Marsh 81, J Gauntrey 58; C Hoskins 2/16) b Metro North West 129 (L East 19, B O'Regan 19; S Hooper 3/22, W Cleggett 3/22)

Country Black 9/201 (D Macleay 58, Z Faries 33; P Harrison 2/43, T Martin 1/14) b Metro North East 197 (R Wetherall 55, M Daniels 39; D Macleay 3/28, A Chapman 2/19)

**Winners:** Metro South West

**Best Players:**

Peter Harrison (NE), Blake Smith (SE), Ashton Turner (SW), Craig Hoskins (NW), Jebb Swallow (CB) and Ricky Marsh (CG)

**Player of the Tournament:** Blake Smith (MSE)



David Bandy

**T**he Western Australian Second XI enjoyed another successful campaign in the 2008-09 Cricket Australia Cup, falling just short of completing back-to-back victories in the competition after winning three of their four matches.

Although the table would read that they finished second to the NSW Second XI due to an inferior run quotient, WA could take comfort from the fact they comprehensively beat the Blues by five wickets during the summer.

The Cricket Australia Cup once again provided a springboard for many players to progress to interstate ranks. David Bandy was one such player to gain an opportunity with the Retravisión Warriors after dominating the opening two games, scoring 312 runs at an average of 104.

Opener Luke Towers was selected for the final CA Cup match of the season against the Queensland Academy of Sport in Brisbane after solid form for Melville in the Retravisión Shield. He grabbed the chance with both hands, carrying his bat for an unbeaten 143 in the first innings, and going on to feature in the Warriors' last three Weet-Bix Sheffield Shield games for 2008-09.

Towers' Melville team mate, all-rounder Drew Porter, was another to press his claims for inclusion in the Warriors' team following a starring role in the win against NSW, where he took six wickets and scored an unbeaten 86.

In a season of opportunity, with injury and form issues creating vacancies in the Retravisión Warriors line-up, Wes Robinson, Josh Mangan, Michael Johnson and Marcus Stoinis were among the others who excelled in the Cricket Australia Cup and became one of the many debutantes to feature at interstate level in 2008-09.

WA Second XI Coach Trevor Penney has presided over seven wins and a draw in the two seasons he has been at the helm. The depth that exists in WA cricket is a positive sign as the Warriors look to build a team to carry them to success in the near future.

## MATCH RESULTS

### Game 1

WA 9/406 dec (Bandy 120, M. Marsh 87, Robinson 55) & 9/285 dec (Bandy 95; Smith 4/69, Duval 3/86) drew with Tasmania 388 (Anderson 139, Wells 54; P. Davis 4/98) & 6/236 (Dawson 49, Doolan 47) at Floreat Oval, Perth.

### Game 2

WA 9/522 dec (Stoinis 151, Johnson 117, Mangan 100\*, Bandy 52; Higgs 4/71) & 2/174 dec (Simmons 65, Bandy 45\*) b ACT 371 (May 125, Thornton 62; Mangan 5/79) & 285 (Sheridan 70, Higgs 50, May 50; Hansberry 7/93) by 40 runs at Manuka Oval, Canberra.

### Game 3

NSW 372 (Khawaja 126, Cruickshank 53; Porter 4/81, Rosario 3/66) & 242 (Cowan 73, Keen 67; Porter 3/33, Rosario 3/43) lost to WA 278 (Robinson 59, Heron 51, Johnston 51; Lambert 5/71) & 5/338 (Porter 86\*, Stoinis 75, Johnson 62\*) by five wickets at WACA Ground, Perth.

### Game 4

QAS 135 (Dunk 48; Coetzee 4/24) & 324 (Batticciotto 113\*, Lynn 72; Knowles 5/82) lost to WA 280 (Towers 143\*, Heal 48; Rimmington 4/53, Cutting 4/90) & 3/180 (L. Davis 106\*) by seven wickets at Allan Border Field, Brisbane.

## POINTS TABLE

NSW	20
WA	20
VIC	14
SA	14
TAS	8
ACT	0
QAS	0

### UNDER 17 - MALE

Western Australia was host state for the Under 17 Championships as the nation's brightest young prospects descended on Perth for the 11-day carnival.

WA split their Twenty20 double-header on the opening day of the championships, upsetting tournament favourites New South Wales by two runs in the morning fixture, but going down by eight wickets to the ACT in the afternoon match.

WA Captain Mitch Marsh won the toss against the Blues and had no hesitation batting first. His 30 from 26 deliveries, plus Sam Whiteman's 46 from 35 balls, saw WA post 6/134 from their 20 overs. NSW were held to 5/132 in reply. Opener Angus Robson played a lone hand, making 60 before he was run out - one of three for the innings - as WA made a tremendous start to the tournament.

The coin again fell Marsh's way for game two as he chose to bat first against the ACT. Marsh (30) and Whiteman (31) again led the way, with Sam Baird contributing a handy 23 late in the innings, to enable WA to reach 6/120. There was early joy for the home side as Aaron Ayre was run out for ten and first drop Jason Floros was bowled by Luke Waterhouse for no score to leave the visitors 2/19, but an unbroken 102-run stand from Jordan McLennan (55 not out) and Alex Ross (41 not out) carried the ACT to victory with three balls to spare.

WA took a major step towards claiming the national title with a huge 164-run triumph against Queensland, which saw the home state walk away with six points and move to equal second spot on the table.

A heartbreaking five-run defeat at the hands of defending champions South Australia was a bodyblow to WA's title hopes. Chasing 189 to win, the home side was dismissed for 183 with three overs to spare. Earlier, WA did well to restrict the visitors to 9/188 from their 50 overs. Ben Dougall was the stand-out with a superb 86, while Matt Dixon's 5/27 from ten ignited the West Aussies. A few players got starts for the home side, but none were able to go on and post the sizeable total required. Jacob Whiteaker (35) and Marsh (30) were WA's best.

The first of the two day fixtures saw WA survive a few anxious moments before recording a narrow three wicket win over Northern Territory. The visitors made 272 after winning the toss, with Johnathon Crowe the backbone of the innings, scoring an excellent 122. He was well supported by opener Arnout Faveere, who chipped in with 49. Jarrad Holt and Ryan Done each took two wickets for WA.

Opener Stephen Smith played the perfect anchor role for WA with 76, sharing in a 51-run opening stand with wicket-keeper Cameron Bancroft (25) and a 64-run second wicket partnership with Sam Whiteman (31). The loss of Whiteman and Marsh for no score left WA on the brink at 3/115, but Whiteaker steadied the ship with a well-made 61. He departed with the score on 244, sparking a mini-collapse of 3/8, but the home side got over the line after an unbroken 26-run stand between Hilton Cartwright (16 not out) and Nick Jones (11 not out).

WA fell short of outright points in their next match against Victoria, but took a vital first innings victory away from the two-day game. Set 152 in 20 overs to take the six points, WA began their Twenty20-style chase well but were unable to sustain the run rate through their innings, eventually closing the shutters and finishing on 8/128.

The home side notched up a hard-fought five wicket win over Tasmania in the final match of the carnival, but it was not enough for WA to leapfrog NSW into first place, as they were forced to settle for second.

There was some consolation for WA when paceman Matt Dixon was selected in the Team of the Championships.

### CHAMPIONSHIP RANKINGS

- |                      |                       |
|----------------------|-----------------------|
| 1. New South Wales   | 5. Queensland         |
| 2. Western Australia | 6. South Australia    |
| 3. Victoria          | 7. Northern Territory |
| 4. ACT               | 8. Tasmania           |

### UNDER 17 - FEMALE

The WA Under 17 girls team got off to a winning start at the National Championships in Canberra, beating Tasmania in their opening game by 20 runs.

After being sent in to bat, WA made 6/252. Emily Dunn top-scored with 56 and Hannah Moldrich made 43. Tasmania was dismissed for 232 in reply, with Jade Walley, Emma King and Bhavisha Devchand all taking two wickets.

Game two was against the powerful New South Wales team. Jade Jeffries and Chloe Piparo took two wickets each as NSW made 6/202 from their 45 overs. In reply, WA was dismissed for 93. Emma King top-scored with 24, while Piparo made 21 in a fine all-round game.

WA was beaten by Victoria and Queensland in a Twenty20 double-header on day three. In the opening match, the Vics made 3/134 after winning the toss. WA was held to 6/90 in reply. Chloe Piparo's promising championships continued, with the South West youngster scoring an unbeaten 54 from 62 deliveries and taking 1/20 from her four overs.

WA Captain Beth Dawson lost the toss once again in the afternoon fixture, as Queensland scored 6/147 from their 20 overs. WA was brave in its reply, however they finished on 5/118.

The following day brought about another Twenty20 double-header. WA was narrowly beaten by South Australia in the morning fixture, but bounced back to defeat the ACT in the afternoon match.

WA did well to restrict SA to 5/100, and then looked set for victory at 3/74 in reply, but a terrible collapse saw them lose 6/20 and fall five runs short of victory, finishing on 9/95 at the end of their 20 overs.

The disappointment of letting victory slip against SA proved a tremendous spur in the second game as WA notched their second victory for the tournament against the ACT. An inspired

bowling performance saw WA roll the home side for 89 in 19.3 overs. Jade Jeffries was the pick of the attack with 3/23 from her four. There were some tremors going through the WA rooms when they crashed to 4/19 in reply, but Emma King steadied the ship with a well-made 26. Walley gave King great support, making 25 from 33 deliveries, and WA went on to record a four wicket victory.

A six-run win over the ACT in the final match was not enough to surpass the home state on the championship standings. WA finished sixth, however it would go down as the state's best ever performance at the national titles, having recorded three wins for the first time.

### CHAMPIONSHIP RANKINGS

- |                    |                      |
|--------------------|----------------------|
| 1. New South Wales | 5. ACT               |
| 2. Victoria        | 6. Western Australia |
| 3. Queensland      | 7. Tasmania          |
| 4. South Australia |                      |

### UNDER 19 - MALE

The National Under 19 Championships were held in Newcastle, and WA performed wonderfully well to finish second behind New South Wales. The two teams played in the last match of the tournament, and a thrilling five wicket win to the host state was enough to see them crowned champions.

WA won their first match at the carnival against the Northern Territory by 130 runs. Rob Richards (112) scored a brilliant century, while Andrew Cameron (57) and Tom Beaton (55) chipped in to help WA post 8/320. NT was dismissed for 190 in reply. Chris Quelch struck early with two quick wickets which left NT reeling at 2/3, while Anthony Del Borello bowled an inspired spell to claim 3/15 from eight overs to rattle through the Territory's middle order.

WA's second match was a two-day fixture against Queensland. After winning the toss and batting, WA reached 371. Jake Fawcett (77) top scored and was backed up by Captain Cameron Robb (52), Beaton (60) and Richards (59). Unfortunately the rain came on day two and forced the match to be abandoned.

WA notched up two wins in Twenty20 matches against Tasmania and Victoria. In the opening game, Tassie made 87 after winning the toss and electing to bat. Tim Miles snared 3/8, while Daryl Mitchell picked up 2/25. The run chase went to plan with Mitch Marsh (41) and Richards (36) smashing the ball to all areas of the park, and the winning runs were brought up for the loss of four wickets.

Robb won the toss against the Vics and chose to bat first. WA amassed 7/135, with Beaton smashing six sixes in his 60. The total was too much for the Vics as they finished on 4/112.

Wins against South Australia and the ACT set the scene for a winner-take-all showdown against NSW in the final match of the carnival.

The home side was in trouble at 5/41 in reply to WA's 9/180 declared, but they recovered to chalk up the win. Play was called off with NSW on 6/196. Jake Ball (3/68) and Miles (2/23) were best of the bowlers.

Richards, Miles and Beaton were named in the Team of the Championships. The latter scored 351 runs, with three half-centuries and one century, at an average of 50.14 and a highest score of 101. Richards scored 287 runs at an average of 41.00

with a highest score of 112, and Miles took 13 wickets at 10.54 with best figures of 3/8.

### CHAMPIONSHIP RANKINGS

- |                      |                       |
|----------------------|-----------------------|
| 1. New South Wales   | 5. ACT                |
| 2. Western Australia | 6. Northern Territory |
| 3. Victoria          | 7. Tasmania           |
| 4. Queensland        | 8. South Australia    |

### CRICKET AUSTRALIA WOMEN'S CUP

WA fielded a team in the Cricket Australia Women's Cup (CAW) for the first time in 2008-09, and the girls did exceptionally well to place third.

The CAW Cup was held in Hobart over a week in December. WA enjoyed mixed fortunes across the first two days of competition, which involved four Twenty20 matches.

WA's first clash was against Tasmania, who batted first and were restricted to 7/53. Western Fury bowler Kate Burns picked up three wickets. The small total was overhauled inside 12 overs, which earned WA a bonus point.

WA was soundly beaten by competition powerhouse NSW in game two. NSW batted first and amassed 7/117, which proved far too strong for WA as they were bundled out for 59. A highlight in the match was Fury all-rounder Amanda Williams' three wickets in three overs.

WA batted first in game three against Victoria and were rolled for 91. The Vics replied with 3/92 in 19 overs. Game four followed a similar script, with WA struggling to make a competitive score against Queensland, eventually being dismissed for just 79. Queensland passed the total in the 18th over with four wickets down.

The fifth game of WA's campaign was a 50-overs-a-side game against South Australia. WA piled on the runs to make 230, with Fury wicket-keeper and batter Emily Rixon (91) on fire. The SA run chase never got off the ground and they were bowled out for 88 to earn WA double bonus points. Gemma Triscari was best with the ball with three wickets.

The final match of the tournament was against ACT, and WA had a match on their hands with their less fancied opponents racing to 2/120 in the 50-over match. However a stunning collapse engineered by Amanda Williams (4/15) and Emma King (3/20) saw ACT lose 8/13 and be dismissed for 133. The run chase was light work for Donna Brown (49 not out) and Peta Merilees (39 not out) - WA bringing up the winning runs for the loss of just two wickets.

With Queensland unable to record a double bonus point win against Tasmania on the final day, WA remained in third position and sealed an excellent tournament for the rising stars of female cricket in this state.

Williams and Rixon had extra reason to celebrate, named Player of the Tournament and highest run-scorer respectively.

### CHAMPIONSHIP RANKINGS

- |                      |                    |
|----------------------|--------------------|
| 1. New South Wales   | 5. ACT             |
| 2. Victoria          | 6. South Australia |
| 3. Western Australia | 7. Tasmania        |
| 4. Queensland        |                    |



RAMBAL  
FAMILY

## Proud supporters of the Warriors and cricket in Western Australia



DEVELOPING THE \$3.5 BILLION COLLIE UREA PROJECT



PERDAMAN  
CHEMICALS & FERTILISERS

[www.perdaman.com](http://www.perdaman.com)



PERDAMAN  
INDUSTRIES

**D**uring the 2008 off-season, WACA Umpire Manager Ric Evans was appointed to the Cricket Australia position of Umpire High Performance Panel member and a position of Umpiring Co-ordinator was created at the WACA. This new role came under the umbrella of the WACA High Performance Department. Key responsibilities of the role surrounded the development of a strategic plan for the recruitment and retention of umpires, monitor and feedback (to the Umpires Appointment Board) the progress of District umpires, initiate and develop statewide programs to identify talented umpires and liaise with CA in the provision of a pathway and to co-ordinate Level One and Level Two CA Umpire Accreditation programs.

At the grass roots and community cricket level, Cricket Australia rolled out an introduction to cricket umpiring Level One Umpire Program. Working with SunSmart Cricket Officers, this program has been delivered to over 200 people involved with cricket as coaches of junior clubs, Schools Cricket Program students and parents interested in cricket.

Country Umpire Co-ordinators were appointed to administer the development of umpiring within the country regions. This group has met on two occasions and action plans have been developed to direct progress.

Progress is also being made in establishing a more co-ordinated approach to umpiring issues across all metropolitan cricket associations.

## NATIONAL AND STATE REPRESENTATION

Four WA umpires - Ian Lock, Jeff Brookes, Andrew Craig and Mick Martell - were included in CA's National Umpiring Panel for 2008-09 and all were appointed to Weet-Bix Sheffield Shield matches during the season. For Mick, it was his debut at this level. Paul Wilson was one of six CA Emerging Umpires.

Nathan Johnstone, Todd Rann and Dean Chamberlain completed the State Panel and officiated in the Lilac Hill Festival of Cricket, CA Cup, Under 17 and Under 19 National Championships, and Women's National Cricket League matches.

Western Australia has continued to have a significant presence at this level which is testament to the training and recruitment strategies developed over several years.

## DISTRICT CRICKET

Over 100 umpires were available for appointment to District cricket matches from junior Under 13 to senior First Grade and women's cricket.

Unfortunately it was not always possible to have two umpires standing in all matches and this highlights the difficulty in recruiting and retaining umpires.

Within the senior men's competition, a high standard was maintained across all grades and several umpires demonstrated outstanding commitment by being available for every round of WACA cricket.



Photo Colin James

## TRAINING

The annual training program was conducted pre-season with the camp as the centrepiece for match day field craft development.

In-season training was held in conjunction with the WACUA monthly meetings.

23 people completed the Level Two Accreditation, of whom 16 commenced umpiring with the WACA.

Looking to the future, it is hoped to provide a more varied program aimed at ongoing umpire development from the 2009-10 season. The camp will be replaced by a weekend seminar and a new 'developing umpire' program will support umpires looking to maximise their opportunities for promotion.

## UMPIRE APPOINTMENT BOARD

The UAB comprising Terry Prue (Chairman), Ric Evans (as Umpire Manager), Graeme Bibby, Barry Rennie and Peter Loader met on a regular basis to compile panels and make some state-based appointments.

Ric Evans left the UAB to take on the UHPP role and Keith Rinaldi was appointed by the Club Cricket Council to restore the full complement.

A more structured umpire review process was introduced and feedback from the UAB members (along with information from Captains' reports) was reviewed at UAB meetings.

The UAB nominated umpires for recognition by the WACUA awards were as follows:

**Peter McConnell Medal**  
**Best First Grade Umpire**  
**Best Second Grade Umpire**  
**Best Third Grade Umpire**  
**Best Fourth Grade Umpire**

Mike Wolf  
 Mick Martell  
 Shane Boyle  
 Snehal Patel  
 Rajit Ganguly



MILO in2CRICKET

A growing trend towards non-traditional formats of the game continued during 2008-09. Participation in traditional cricket either remained at similar numbers or declined, particularly in some country areas. However participation numbers in formats of cricket such as Super 8s, school carnivals and Twenty20 was on the climb.

A highlight was an increase of 32% in the number of females playing cricket. This was due mainly to a deliberate strategy by SunSmart Cricket Officers to organise after-school girls-only Super 8s centres, where girls play 4-6 weeks of cricket, and also due to an increase in proportion of the number of girls participating in school cricket competitions and carnivals.

The WA regions where participation increases were strongest:

North West Metro	13%
North East Metro	9%
Wheatbelt	9%
Great Southern	7%
South East Metro	7%

There was a decrease in participation in the Kimberley and Pilbara regions. Moving forward there needs to be an increase in servicing these areas, including staff that are based in the regions.

The growth in school competitions can be partly attributed to the increase in the number of school teachers becoming a member of the Warriors School Cricket Program, a school ambassador program where teachers receive benefits from the WACA in line with delivering certain cricket programs within their schools.



### MILO in2CRICKET Program

Season 2008-09 saw the implementation of the first year of MILO in2CRICKET (formerly MILO Have-A-Go), which is the national entry level program for all junior cricketers aged between 5 and 8 years old. Uptake of the new program was successful in the first year, with an increase in participation from figures in 2007-08 for the Have-A-Go program. The provision of a strong brand mark behind us going into next season will further assist with our advertising and recruitment campaigns, and we are expecting significant growth in 2009-10.



There were some great new initiatives implemented with success in 2008-09, such as:

- Competitions to take part in MILO Anthem Ceremonies. One competition, where children coloured in a template and completed the sentence "I love in2CRICKET because...." for the chance to take part in the Australia v New Zealand Anthem Ceremony at the Commonwealth Bank Series match at the WACA Ground, saw many great entries from children far and wide, with our farthest winners travelling from Kambalda to attend on the day.
- One lucky in2CRICKET Centre won the opportunity to attend a private Australian team training session before the 3 Mobile Test Match in Perth and then meet some of their heroes (Mike Hussey and Simon Katich) after the session.
- Increased number of participants taking part in on-ground entertainment at the WACA Test Match - approximately 640 children over four days. Also, there was girls-only in2CRICKET on-ground entertainment at WNCL matches.
- An unexpected result nationally has been a large increase in numbers in the Have-a-Game age group. This can perhaps be attributed to the delivery of a more clearly defined program better filling the gap for those kids between entry level and under-age competition.

We're confident that next season will be just as positive and rewarding for kids and parents alike.

Get in2ACTION! Get in2CRICKET in season 2009-10!

### Retravision Super 8s

Super 8s is a game format where teams consist of eight players who all bat and bowl in equal quantities. It is played at clubs, not in schools, and teams nominate to compete. It is generally played on a weekday after school and utilises modified equipment.

One of the main aims is to introduce people to the game for the first time in a non-threatening environment and hopefully they go on to play in the future either in Super 8s or transfer to the traditional game.

There were 1,415 participants statewide.

### MILO Schools Programs

MILO continued to support Schools Cricket Programs both nationally and throughout Western Australia in season 2008-09. This support ensures the WACA is able employ 12 Metropolitan Cricket Officers and six Regional Cricket Officers.

### School Cricket Warrior Program

This year saw 60 new teachers join the program to take the total numbers to over 180 statewide. This was the first year where a Level One Coaching Course was delivered as an option. Over 20 teachers took the opportunity of attending and securing a Level One accreditation.

Teachers involved in the program act as ambassadors for cricket within their school by promoting the game to students. The WACA acknowledges the benefits this program provides in developing important relationships with schools all over Western Australia and are committed to continuing this strong partnership.

### Warrior / Fury Shields

The Warrior and Fury Shields are a vital component of the Schools Program as they allow primary school aged children the opportunity to participate in modified cricket formats designed for maximum enjoyment. Schools compete against each other in a round robin carnival.

11,466 students participated in Warrior / Fury Shields for season 2008-09, which was a major increase from the 9,500 participants last summer. This number was made up of 6,737 boys and 4,729 girls.

### Specialised Cricket Schools

#### KENT STREET SHS

2008-09 was another exciting year at the Kent Street Cricket Course with many highlights:

- 120 boys enrolled in Kent Street Cricket Course
- International tour to Singapore and Malaysia
- 3rd in Australian 5 Highs championships in Sydney
- Our first Australian Test cap - Retravision Warriors Captain Marcus North
- 2002 graduate Drew Porter made his debut for the Retravision Warriors, playing alongside other former graduates Marcus North, Luke Pomersbach & Luke Ronchi
- Runners-up in the Kim Hughes Shield
- Terrific work by curators Val & Chade Steenholdt
- Mr Cory Hugo appointed to Kent Street for another year.
- Mitch Irwin, Ross Ligtermoet, Baden Norwood, Michael Bailey and Marcus Harris made WACA First Grade debuts

The WACA has continued to give its support to the program with Cricket Department staff Peter Waite, Steve Philippe, Tim Lees, Barry Rennie and David Clear assisting us to maintain its high standard.

The Kent Street Cricket Course continues to foster Education Through Sport, and Principal Rod Beresford and all of the Kent Street SHS staff give us great support. A tribute must be paid to Mr Dave Watson for his 12 years of service at Kent Street. His outstanding commitment towards improving the Cricket Course and his influence on our graduates has been invaluable.

#### BELRIDGE SHS

The specialist cricket program is aimed at developing young cricketers and providing them with opportunities to excel in a professional environment, as well as the skills necessary to maximise their potential.

The Belridge Cricket Academy is fully endorsed by the Department of Education and Training and the Western Australian Cricket Association. The coaching staff are highly qualified and have their Level Two accreditation, as well as highly-credentialed educators who bring a love of cricket and a commitment of excellence to the specialist cricket program.

Selections are conducted by the Cricket Co-ordinator and a reference from a local club/coach/peer is also required. Applicants are put through this competitive process so that the program can be successful in producing high level athletes. Whilst the selection process is of high importance, anyone with a passion for cricket who wishes to achieve their best in the sport are encouraged to apply.



Retravisson Warriors rookie Mitch Marsh hands out caps to Associated Catholic Colleges players

The four-hour-per-week course starts in Year 8 and focuses on:

- Individual skill development with specialist bowling, batting, wicket-keeping and fielding coaches
- Umpiring accreditation
- Biomechanical analysis
- Sports Nutrition
- Sports Psychology
- Goal setting and effective time management
- Fitness and training
- Sports injury management and rehabilitation

#### JOHN FORREST SHS

- Started Certificate II in sport coaching for Year 11s and 12s
- Year 10 trip to Brisbane to participate in prestigious Southern Skies Challenge
- Year 8 camp to Rockingham and Bunbury
- Year 10 students umpiring primary schools Warrior / Fury Shield carnivals
- Mr Sam Davis coached Australian Schoolboys Under 16 team to West Indies
- Year 11 & 12 students umpiring Super 8s boys and girls carnival
- Girls Super 8s team qualified for the finals in the Peta Verco Shield
- First XI participated in Kim Hughes Shield and Second XI participated in Graeme Wood Shield
- Mr Sam Davis coached the WA team which won the Australian SchoolSport Under 16 National Championships in Barooga - March 2009 - and student AJ Strydom played in the side as well
- During 2008-09 season, four Year 12 students made their First Grade WACA District debuts
- Nine Year 8-12 students represented WA at National Indoor Cricket Championships
- 14 students selected in Emerging Warriors squads for Under 14, Under 15 and Under 16 zone carnivals
- Cricket Academy parents group started work to upgrade cricket nets
- Cricket oval given \$30,000 to resurface

#### NARROGIN SHS

It was very pleasing to see our two largest feeder districts, Williams and the Upper Great Southern, playing in this year's CSBP Country Week final. Both teams featured a number of ex-Academy players, including the respective Captains of both teams - Rodney Ford and Michael Carmody.

- Our CASP (Cricket Academy Supporting Parents) group continues to be very supportive of our program and new surfaces on our four practice nets are testament to the work they undertake. Our turf is also improving and we are hopeful of attracting some representative matches in the coming seasons.
- Our players continue to be involved in carnivals against the other specialist cricket schools and we thank these schools for their involvement and look forward to more friendly rivalry in the future. Each year group now has its own mini-carnival based either in Narrogin or in the Rockingham area.
- We congratulate Mitchell Salmeri, Ben Evans and Brock Francis, who won our top student awards at graduation. Further congratulations to Luke Rasmussen for his selection in the Under 14s regional development squad.
- We thank Adam Falls, Rob Harris and other local cricket identities for their work in supporting junior cricket. The 14s carnival in Perth and the local Lynch Shield for the 16s are both seen as important steps in the development of the juniors as they complete the transition to senior cricket.

#### ROCKINGHAM SHS

Rockingham Senior High School has a well established Specialised Cricket Academy.

The Academy is suitable for any girls or boys who have demonstrated cricketing ability and enjoyment. They should have a desire to learn more about the game, and to play at a higher level. Students benefit from the opportunities and life skills training that is gained by participation in organised team sports and community involvement.



SunSmart Schools Teacher Training

The Rockingham Cricket Academy is fully endorsed by the Department of Education and Training and the Western Australian Cricket Association. All staff have their Level I and II Cricket Australia Coaching Accreditation, as well as a drive and passion to provide their students with an excellent educational experience.

The six-hour-per-week course starts in Year 8 and focuses on:

#### Practical

- Basic skills, techniques and tactics
- Leadership and teamwork development
- Competition and sportsmanship
- Concentration and application
- Fitness training

#### Theory

- Cricket laws, history and tradition
- Equipment choice and maintenance
- Match day tactics and strategies
- Physiology and sports medicine

#### Games

- Students participate in a number of mid-week interschool games during the year
- South West & North East Camps
- State & international tours

There is one full fee scholarship awarded to a prospective Year 8 student. Applicants are judged after an interview on the basis of school reports, coaches' recommendations, and a personal presentation at the interview.

### SunSmart Secondary Schools Competition

#### KIM HUGHES SHIELD (TOP TIER LIMITED OVERS)

The 2009 season saw seven metropolitan and four regional sides battle it out for the coveted Kim Hughes Shield 50-over-a-side competition.

The competition was played in a round robin format over six weeks with the top two placed metropolitan and regional sides

making it through to the semi-final stage. The dominance by John Forrest ceased this year after three consecutive wins.

It was Bunbury SHS and Kent Street SHS who played in the final at James Oval, with Bunbury notching a convincing victory over their fancied city opponents.

#### GRAEME WOOD SHIELD (SECOND TIER LIMITED OVERS)

The Graeme Wood Shield attracted 41 metropolitan and ten regional schools with most matches being played under Twenty20 playing conditions. The shorter format of the game enabled more schools to compete this year with earlier finishing times and exciting finales.

The finals had a new innovation this year with the semi-finals being played simultaneously at Raphael Park, Victoria Park, and the final and play off for third place followed these games. This enabled the regional winner to travel and take part, and provided a great day of cricket for all involved.

Newman College were the first to benefit from the new ruling allowing the bottom placed Kim Hughes Shield side to gain direct entry into the finals series. They clashed with tournament heavyweights Leeming SHS in the final, with Leeming emerging victorious in a tight contest.

#### GEOFF MARSH SHIELD (BOYS SUPER 8s)

The Super 8s competition continued its growth this year. North and South carnivals took place with over 20 boys sides competing. The top three sides from each carnival made it through to the finale, which was held at Harold Rossiter Park.

This year's final was a cliff hanger with St Norbert's, Corpus Christi and Lesmurdie SHS all locked after the preliminary rounds of Grand Final day. After a 'bowl off' was called to determine the victors, St Norbert's - in their first year in the competition - was the winner.

## PETA VERCO SHIELD (GIRLS SUPER 8s)

The Girls Super 8s was a highlight of the SunSmart Secondary Schools Competition for season 2008-09. The girls had more teams than the boys and played some great cricket.

The North and South carnivals were held at the same time and ground as the boys, with the top three sides from each progressing to the Grand Final day. Carine SHS were the winners after going unbeaten throughout the competition.

## ASSOCIATED CATHOLIC COLLEGES XI v COMBINED GOVERNMENT SCHOOLS XI

The ACC again took on the Government Schools in their annual representative clash which gives our talented students a chance to play cricket at the hallowed WACA Ground.

Retravisson Warriors rookie Mitch Marsh was on hand to present the caps to the delighted participants, with the Government Schools continuing their golden run in this match, running out victors in comfortable fashion. They have now won three of the last four encounters.

## SunSmart

Many thanks to our sponsor SunSmart for providing valuable support to the Secondary Schools Competition. SunSmart provides financial assistance whilst sending a clear message to all students on the importance of healthy living and being active. The WACA and the WA Schools Cricket Council greatly appreciate SunSmart and Heathway's support of cricket in WA and hopes to continue this partnership well into the future.



## WA Schools Cricket Council

Thanks must go to the WASCC for their continued support of the SunSmart Secondary Schools Competition, and for their commitment to promoting and developing the game of cricket throughout WA schools. Special mention should be made of Barry Kennedy's contribution to the Council. His work during the season in his role as President has been much appreciated by all concerned.

## WA SCHOOLS CRICKET COUNCIL MEMBERS

Mr Barry Kennedy (Chairman)  
Mr Peter Green (School Sport WA)  
Mr Kyle March (ACC)  
Mr David Tomlin (Kent Street SHS)  
Mr Sam Davis (Schools Representative - NE)  
Peta Verco (Proxy)  
Mr John Lucas (Schools Representative - NW)  
Mr Alby Nuich (Cricket Convenor - School Sport WA)  
Mr John Beattie (Schools Representative - SW)  
Mr Jason Reid (Schools Representative - Regional SW)  
Mr Ryan Kenny (Primary Schools Representative)  
Miss Jenny Wallace (WACA)  
Mr Tim Lees (WACA)

## Indigenous Cricket



The Indigenous Cricket Program continued in the 2008-09 season with the introduction of some exciting new initiatives. Once again the WACA, along with many external organisations, continued their financial assistance of the program and ensured the successful implementation of these events within the season. Funding was made available from:

- The Western Australian Cricket Association
- The Department of Sport and Recreation
- Cricket Australia
- Packer Foundation - support of the Indigenous Youth Camp
- Lord's Taverners WA - support of the Imparja Cup team, and the Indigenous Youth Camp
- Nyaarla Projects - support of the Imparja Cup team
- Nyoongar Sports - support of the High Performance Youth Camp

The Western Australian Aboriginal Advisory Committee (WAAAC), in conjunction with the WACA, would like to thank these organisations for the wonderful level of assistance they provide to the program, and hope continuation of this support is seen in future years.

## INDIGENOUS YOUTH CAMP

The Indigenous Cricket High Performance Camp was conducted at Fairbridge, Pinjarra, during the October school holidays. 18 young cricketers (aged 13-17) from various regions of Western Australia attended, including participants from Bunbury, Busselton, Rockingham, Perth and the Peel region. The camp was available to both boys and girls.

The participants experienced a live-in camp, guided by specialist coaches from the WACA, adventure activities, fitness, leisure and team-building activities, and culminated in a match against the Rockingham-Mandurah District Under 15 team.

## INDIGENOUS XI AT CSBP COUNTRY WEEK

The WA Indigenous XI, which includes Indigenous cricketers from throughout regional WA, participated once again in the CSBP Country Week carnival held in Perth over six days in late January.

This year the team participated in B Section, and several strong performances were seen throughout the week, including a win against West Pilbara on day three.

## 2009 Match Results

- DAY 1: WA Indig. XI 8/279 (K Ugle jnr 127\*, D Ugle 38; D Hutchison 3/49, M Wallace 2/28) b Don-Capel (1) 240 (T Mead 79, D Hutchison 51; K Ugle snr 3/27, D Ugle 3/27)
- DAY 2: WA Indig. XI 7/303 (D Ugle 90, L Ugle 82; M Livall 2/29, S Bruse 2/44) b Wyalkatchem (1) 161 (M Ward 34, J Bruse 23; Kirk Ugle 3/55, K Ugle snr 2/8)
- DAY 3: WA Indig. XI 260 (D Ugle 116, T Ugle 35\*; R Wilson 2/13, A Trow 2/27) b Kalg. Friendly Soc. 218 (C Tepper 52, M Reilly 46; D Ugle 4/60, W Nona 2/16)
- DAY 4: WA Indig. XI 196 (K Ugle jnr 74, D Ugle 55; D Lenane 3/15, D Howard 3/42) b Pt Hedland (1) 120 (P Springett 35, S Mason 28; D Ugle 4/26, T Ugle 3/24)
- DAY 5: WA Indig. XI 209 (L Ugle 72, A Taylor 39; M Burley 3/41, K Spencer 3/49) b Nth Midlands (1) 159 (M Burley 53, K Spencer 40; T Ugle 4/21, K Ugle 3/21)

## IMPARJA CUP 2009 – ALICE SPRINGS

This year's Imparja Cup was a challenge in its own right. The players that were selected to represent Western Australia were young and new to the national carnival concept and the official leadership group was very inexperienced.

There was a deliberate focus on youth, and the committee and the selectors will need to show faith in the young players in this side and, with the help of the WACA, develop these players in the next 12 months. There is no doubt that these boys can make the finals next year.

Captain Lewis Upton showed experience beyond his tender age of 17. Dane Ugle also demonstrated his leadership qualities with the younger players and in pre-game preparation. All junior players completed the job that was asked of them, and a couple of them exceeded expectations.

The number of players that were selected in representative sides indicated that the carnival was a success. There was Lewis Upton and Dane Ugle, who were picked in the Australian Indigenous XI tour to England later this year. They were also selected in the honorary 'Black Caps' side. Lewis, Dane, Kirk Ugle, Mathew Abrahamson and Wayne Norman were named in the All-Star Twenty20 game on the Saturday before the final.

Consideration of the following is a key to the future performance of the senior side:

- A High Performance Camp held to select the side for 2010
- Enter a female side for the 2010 Imparja Cup
- Earlier selection dates
- Trial matches for Imparja Cup side
- Trial date in Far North region of WA
- Youth Indigenous team in CSBP Country Week

### Aaron Hamilton

Western Australian Indigenous Cricket Coach

## AVONVALE PRIMARY SCHOOL CRICKET ACADEMY

2008-09 saw over 60 participants from Northam involved in this program. It is a school-based cricket program where the school enters two teams in the Northam Cricket Association.

Both Indigenous and non-Indigenous students are playing cricket through the support and leadership of Mark Davis, Andrew Vallance and other volunteers.

Looking at the future, this program has proven successful so far and needs ongoing support for facilities and possibly the development of a high school program.

## MOORDITJ in2CRICKET CENTRE

The WACA supported an in-school in2CRICKET Centre at Moorditj College involving 70 students. SunSmart Cricket Officer Alan Singer and School Co-ordinator Todd Israel need to be acknowledged for the introduction of this program.

## LOCKRIDGE PRIMARY SCHOOL AFTER-SCHOOL SUPER 8s

SunSmart Cricket Officer Simon Allison, along with staff from the school, held a four-week after-school Super 8s Centre at Lockridge Primary School. Students were rewarded through their efforts at school to participate in the program.

## STATEWIDE TWENTY20 COMPETITION

This season saw 32 teams from throughout Western Australia take part in the competition. All WACA District sides were represented, as well as nine CricketWest affiliated clubs, six country association teams and the WA Indigenous XI. The concept was again well-received and matches were played in a tremendous spirit.

Highlights throughout the season included:

- Metropolitan teams being given the opportunity to play in locations such as Geraldton, Esperance and Kalgoorlie and receiving that famous 'country hospitality';
- Good crowds attending matches, highlighting the interest in Twenty20 at all levels of cricket; and
- Country and CricketWest teams performing well in the second round, including the Eastern Goldfields CA, who put up a good fight against Subiaco-Floreat, and past semi-finalist Phoenix, who extended near-neighbours Fremantle in a low-scoring affair.

The last four teams in the competition met at Abbett Park in Scarborough to see who would win the fourth title.

Melville paceman Shawn Gillies guided his side to victory against Scarborough by 21 runs in the final, snaring 4/11 from 2.2 overs in a Man of the Match performance. Melville batted first and reached 7/148, with Drew Porter making an entertaining 41 and reliable opener Luke Towers scoring 27. Joshua Stafford (2/17), Marcus Stoinis (2/23) and Daryl Mitchell (2/33) were all multiple wicket-takers for the Gulls.

In reply, the home side were on the back foot at 2/8 before Craig Keiswetter slammed six fours and three effortless sixes in an innings of 52. He was well-supported by Theo Doropoulos (27). Three run outs and Gillies' spell proved to be the decisive factors as the Titans were successful.

In the semi-finals, Melville were able to defend 139 as Fremantle fell two runs short in reply. Ben Lillis made 57 for the Titans, while Sean Ervine top-scored with 59 for the Port club and Brett Dorey belted 43. Melville and Retravision Warriors pair Steve Magoffin and Drew Porter both finished with figures of 3/26.

The other semi-final saw Scarborough defeat Subiaco-Floreat by 91 runs after the Gulls made 7/176 batting first. David Bandy top-scored with 53, and Craig Keiswetter (40) and Michael Johnson (36) also performed well with the bat. The Lions never looked to be in the hunt and were dismissed for 85, with Tim Monteleone making 34 and Andrew Tye the pick of the bowlers with 3/14.

### Semi Finals

Scarborough 7/176 (Bandy 53, Keiswetter 40) b Subiaco-Floreat 85 (Monteleone 34; Tye 3/14, Bandy 2/45) at Abbett East.

Melville 139 (Lillis 57) b Fremantle 7/137 (Ervine 59, Dorey 43; Magoffin 3/26, Porter 3/26) at Abbett West.

### Final

Melville 7/148 (Porter 41, Towers 27; Stafford 2/17, Stoinis 2/23, Mitchell 2/33) b Scarborough 127 (Keiswetter 52, Doropoulos 27; Gillies 4/11) at Abbett East.

# Energy solutions for a sustainable future

Western Power  
distributes electricity  
to 900,000 homes  
and businesses,  
safely powering  
communities  
today and into  
the future.

[westernpower.com.au](http://westernpower.com.au)  
13 10 87





**Scarborough First Grade Team**

Back Row: Simon Bowman (Coach), Darryl Mitchell, Justin Coetzee, Ty Hopes, Andrew Tye, Marcus Stoinis, Daniel McLauchlan, Dennis Baker (Assistant Coach)  
Front Row: Michael Johnson, Theo Doropoulos, Clint Heron (Captain), Justin Langer, David Bandy, Richard Nowell

By virtue of their 38-run win over Bayswater-Morley in the Retravision Shield Grand Final at the WACA Ground, Scarborough became only the fourth side to win a hat-trick of First Grade premierships, emulating the feats of North Perth (1913-14 to 1918-19), East Perth (1922-23 to 1924-25) and Subiaco-Floreat (2000-01 to 2002-03).

Bayswater-Morley sent Scarborough in to bat and made inroads into the Gulls' line-up, as paceman Michael Thistle claimed the prized scalps of Clint Heron (28), Marcus Stoinis (two) and Justin Langer (nine) to have Scarborough on the back foot at 6/91.

All-rounder Justin Coetzee was joined at the crease by tailender Danny McLauchlan with the score at 8/126 and the duo added 108 valuable runs for the ninth wicket before Coetzee was caught for 73. McLauchlan (70) and Ty Hopes (13 not out) proceeded to add a further 30 runs for the final wicket to give their side a more defensible total of 264.

For the Bears, Captain Thistle toiled hard and captured 5/110 from 34 overs, whilst fellow opener Kyle Francis finished with 3/93 from 27.2 overs.

A healthy second day crowd witnessed a game that ebbed and flowed over the afternoon, with the result only becoming known late in the day.

Bayswater-Morley's pursuit of 265 started awkwardly as the Bears were 3/33 after the loss of Aaron Todd (11), Matthew Birrell (three) and Phil Adams (no score) thanks to the safe gloves of wicket-keeper Michael Johnson.

Retravision Warrior Liam Davis (86) produced a stunning performance as he and Ryan Phillimore (67) added 136 for the fourth wicket and held the Scarborough attack at bay. Davis played with class as he adjusted his natural game to play the innings that was required of him.

Scarborough Captain Clint Heron brought Darryl Mitchell back into the attack, which proved to be a match-changing decision as he extricated Davis and Cameron Robb (no score) in the same over, and when Phillimore was dismissed without further addition to the total, the momentum had well and truly swung the Gulls' way with the score at 6/169.

Mitchell's bowling was a thorn in the Bears' side, and despite the contributions of bottom five batsmen Jarrad Daniells (28) and Thistle (16), the Bears could not get close enough to victory and were dismissed for 226. Mitchell was the pick of the bowlers as he snared 4/26 from 12 overs, and the opening pair of Justin Coetzee (3/52) and Danny McLauchlan (3/60) also played significant roles with the ball in their side's historic win.

In the Second Grade final, Bayswater-Morley batsman Robert Morgan's innings of 163 was the key to his side's convincing win against Mount Lawley, as the Hawks could not chase down the 466 required for victory.

In Third Grade, Bayswater-Morley secured a narrow five-run victory on the first innings in the final against minor premiers Mount Lawley after 20 wickets fell on the first day's play, before the Bears put the result beyond doubt by batting well on the second day.

Joondalup won their first premiership since making the Iluka Sports Complex their home with a hard-fought four-wicket win against a valiant South Perth in the Fourth Grade final.

Subiaco-Floreat won their second Sunday League title, and ended a three-season drought in the process, after they saw off the challenge of Melville with a five-wicket Grand Final win at the WACA Ground.

After winning the toss, Melville was restricted to 3/13 inside half an hour. Glenn Stockden (3/24) dismissed Tom Scollay and former Retravision Warrior Shawn Gillies cheaply, and Scott

Meuleman was run out for four. Some solid efforts from Sean Terry (44), Steve Russell (35 not out) and Retravision Warrior Drew Porter (35) allowed the Melville score to reach the reasonable heights of 8/187.

The Lions started steadily in their chase with Andrew Malajczuk (48) and David Bolton (13) making the scoreboard tick over. Skipper Steven Glew (64 not out) came to the crease and asserted his authority, and with Chris Hansberry (32) they added 66 for the fourth wicket to put the result beyond doubt. With figures of 2/43, Leon Platel was the only Melville bowler to claim multiple wickets.


Melville took out the Statewide Twenty20 Final at Abbeatt Park with a 22-run victory against Scarborough on the back of a devastating spell of 4/11 from Shawn Gillies to earn the Man of the Match honours.

Wanneroo's success in the Carlton Mid Colts competition continued as the Roos took out their seventh title in 20 years with a 21-run win over Willetton at Richardson Park.

Batting first, Wanneroo lost a wicket from the first ball of the match before opener Paul Hindmarch (57), Adam Henry (40) and Captain Jake Fawcett (22) led the Roos to a score of 165 from 45.3 overs. Willetton opening bowler Stephen Ball made life tough for the batsmen with an impressive 3/22 from his ten overs, Charith de Silva finished with figures of 2/31 and wicket-keeper Gareth Whetnall held three catches for the Dragons.

Willetton managed 9/144 in reply, partly due to the fact that no player managed to score more than Cameron Bancroft's 22 and also because of the bowling of Nick Death, who extinguished the Dragons' hopes by taking 3/14 from ten overs, which included four maidens.

Wanneroo's junior age groups had a season to remember. On top of the Carlton Mid Colts, the Roos won the local Under 18 Twenty20 competition, and then went on to take the National Under 18 Twenty20 crown in Canberra in March. They also defeated Joondalup in the Under 15 final and Bayswater-Morley in the Inverarity Shield. In the Under 17 final at Stevens Reserve, Scarborough edged out Joondalup by three wickets in a classic encounter which saw 551 runs scored for the day. South Perth were victorious in the McKenzie Shield final against Midland-Guildford.



Wanneroo batsman Gary Dixon capped off a stellar season by taking out the Olly Cooley Medal. In a season where he led the First Grade batting aggregate with 933 runs at 62.20, Dixon polled 19 votes - including six best on ground performances - to finish three clear of Willetton all-rounder Matt Johnston, with Scarborough's Justin Coetzee and Perth import Michael Yardy one vote further back in equal third place.

Fremantle's western wicket at Stevens Reserve won the Roy Abbott Best Pitch Award with an average rating of 8.76 out of 10, and was one of eight grounds to rate in excess of 8 points. Willetton's Burrendah Reserve Number 2 was adjudged to be the Most Improved Pitch for the season.

Bayswater-Morley won their fourth Club Championship and their first since 2002-03 in a season where all four sides finished in the top four on the ladder. The Bears' top three teams all made the final weekend of the season, with the seconds and thirds finishing premiers in their respective grades.

Willetton's on-field sportsmanship saw it acknowledged with the Lord's Taverners Spirit of Cricket Award for 2008-09. The award was presented by John Moody from the Lord's Taverners WA Branch to all four Grade Captains and Head Coach Aaron Harwood at the WACA's Pennant Dinner. The Club Cricket Council extends their thanks to Lord's Taverners for their continued sponsorship of this award.

The Retravision Shield competition was once again given valuable media support over the course of 2008-09. The work done by Colin Minson and the team at Sport FM 91.3 allowed cricket followers to once again tune in on Saturday mornings to hear the WACA District Cricket show, hosted by Colin Minson, Corbin Middlemas and Tim Lees, followed by coverage of the District competition when there were no Retravision Warriors matches to cover.

Sincere thanks also need to be extended to the Sunday Times and their District cricket columnist Sam Pepe for the weekly reports and publication of First Grade scoreboards. The support of The West Australian is also acknowledged through its publication of scoreboards, fixtures and First Grade teams, as well as their online content.

The District clubs would also like to acknowledge the support of the Community Newspaper Group for the regular provision of space in their publications in order to promote the Retravision Shield and club activities. The WACA is also very grateful for the support from its major sponsors of District cricket - Retravision, Kookaburra, Foster's Australia, Lord's Taverners WA and the Sullivan family.

The efforts of the club Presidents and Secretaries cannot be left unrecognised, nor can the work of volunteers who sacrifice many hours over the summer period to assist in the running of their club. In a time when good volunteers are becoming more and more difficult to find, their support is priceless.

The WACA would like to pay special tribute to those volunteers who have served on Club Cricket Council committees, led by CCC Chairman Peter Murphy and Deputy Chairman Mark Calverley. Your commitment, experience and expertise is very much appreciated.

# DISTRICT CRICKET PREMIERSHIP TABLES

FIRST GRADE		SECOND GRADE		THIRD GRADE		FOURTH GRADE	
Melville	198.89	Claremont-Nedlands	182.43	Mount Lawley	190.16	Bayswater-Morley	176.55
Scarborough	173.27	Midland-Guildford	179.70	Bayswater-Morley	183.14	Joondalup	164.82
Subiaco-Floreat	167.53	Bayswater-Morley	175.23	Midland-Guildford	139.57	South Perth	156.44
Bayswater-Morley	164.64	Perth	161.37	Scarborough	129.99	Subiaco-Floreat	140.58
Willetton	161.79	University	159.16	Fremantle	127.68	Perth	133.80
University	153.41	Mount Lawley	159.14	South Perth	126.99	Fremantle	132.74
Claremont-Nedlands	153.22	Wanneroo	155.48	Gosnells	118.93	Willetton	125.81
Joondalup	142.70	Subiaco-Floreat	154.19	Joondalup	118.52	Wanneroo	123.99
Wanneroo	142.35	Scarborough	141.69	University	110.21	Mount Lawley	123.40
Perth	140.77	South Perth	138.28	Willetton	108.08	Scarborough	122.59
Fremantle	139.29	Fremantle	127.48	Perth	107.66	University	115.47
South Perth	121.90	Melville	119.55	Wanneroo	103.17	Gosnells	100.57
Rockingham-Mandurah	120.08	Rockingham-Mandurah	118.56	Subiaco-Floreat	101.86	Claremont-Nedlands	93.94
Gosnells	117.45	Willetton	104.86	Melville	99.28	Midland-Guildford	90.03
Mount Lawley	102.07	Gosnells	104.20	Claremont-Nedlands	98.04	Melville	86.02
Midland-Guildford	75.98	Joondalup	98.55	Rockingham-Mandurah	53.22	Rockingham-Mandurah	68.28

## ELIMINATION FINALS

1st v 6th, 2nd v 5th, 3rd v 4th

## SEMI FINALS

1st v 4th, 2nd v 3rd

## FINALS

	Winner	Runner-up
First Grade	Scarborough	Bayswater-Morley
Second Grade	Bayswater-Morley	Mount Lawley
Third Grade	Bayswater-Morley	Mount Lawley
Fourth Grade	Joondalup	South Perth

## Club Championship

The winner of the Club Championship is decided on points earned in qualifying rounds with match points being multiplied as follows:

First Grade	x 6
Second Grade	x 4
Third Grade	x 3
Fourth Grade	x 2

Bayswater-Morley won their fourth Club Championship and their first since 2002-03. Points gained by each club for the season were:

Bayswater-Morley	1580	Willetton	1055
Scarborough	1265	South Perth	1055
Subiaco-Floreat	1230	Fremantle	1050
Melville	1215	Wanneroo	1050
University	1200	Joondalup	980
Claremont-Nedlands	1185	Midland-Guildford	860
Mount Lawley	1135	Gosnells	820
Perth	1125	Rockingham-Mandurah	615

## Carlton Mid Colts Final

Played on 15 February 2009 at Richardson Park

Wanneroo 165 (Hindmarch 57, Henry 40; Ball 3/22, de Silva 2/31) b Willetton 9/144 (Death 3/14)

Wanneroo won by 21 runs

Player of the Match: Paul Hindmarch (Wanneroo)

## Kevin Sullivan Silver Cup

The Kevin Sullivan Silver Cup is awarded to the First Grade Minor Premiers. Melville were the winners of the Kevin Sullivan Silver Cup in season 2008-09.



Melville President Ranjith Weddickara is presented with the Kevin Sullivan Silver Cup by WACA CEO Graeme Wood.

## DISTRICT CRICKET AVERAGES & AGGREGATES

In accordance with the rules of the Club Cricket Council, full details are given in the statistical section of *The Western Cricketer* of the performance of all players who batted not less than eight times and scored at least 200 runs at an average of not less than 25, and every bowler who took 25 or more wickets during the season. Performances in finals games are included in calculating these averages.

Averages for the Under 17 and Under 15 competitions are also included in the published averages, however the qualifications for these grades are minimum of five innings, 200 runs and average of 20 for batsmen, and minimum of 15 wickets for bowlers.

### BATTING

Grade	Name	Club	Inn	NO	HS	Runs	Ave
1st	M. Johnston	Willetton	14	2	119*	767	63.92
2nd	M. Olsen	Midland-Guildford	17	2	195	705	47.00
3rd	J. Decelis	Bayswater-Morley	17	0	215	806	47.41
4th	P. Marriott	Bayswater-Morley	15	1	280	719	51.36
U17	M. Bailey	Gosnells	9	3	204*	587	97.83
U15	S. Coniglio	Midland-Guildford	12	1	119	711	64.64

### BOWLING

Grade	Name	Club	Overs	M	Runs	Wkts	Ave
1st	M. Johnston	Willetton	195.4	42	616	34	18.12
2nd	B. Wishart	Claremont-Nedlands	180.4	80	347	26	13.35
3rd	G. Yandle	Mount Lawley	144.0	45	331	32	10.34
4th	M. Boardman	South Perth	158.5	0	359	36	9.97
U17	M. Colace	Perth	43.1	3	160	15	10.67
U15	L. Benequista	Melville	99.0	23	196	21	9.33

### Highest Aggregates

The batsmen who scored the most runs and the bowlers who took the most wickets in each grade were:

#### BATTING

Grade	Name	Club	Runs
1st	G. Dixon	Wanneroo	933
2nd	M. Olsen	Midland-Guildford	705
3rd	J. Decelis	Bayswater-Morley	806
4th	P. Marriott	Bayswater-Morley	719
U17	M. Harris	Scarborough	723
U15	S. Coniglio	Midland-Guildford	711

#### BOWLING

Grade	Name	Club	Wkts
1st	C. Lagana	Willetton	50
2nd	C. Thomson	Mount Lawley	43
3rd	H. Long	Midland-Guildford	38
4th	D. Stewart	Mount Lawley	50
U17	K. Murphy	Melville	27
	N. Olsson	Midland-Guildford	27
U15	C. MacDonald	Wanneroo	34

### Grade Finals

#### SECOND GRADE

Bayswater-Morley 465 (Morgan 163, Guy 63; Verco 5/78, Dixon 3/91) b Mount Lawley 159 (Davis 38, Smith 30; Levy 3/32, Baird 2/10).

Bayswater-Morley won by 306 runs on the first innings.

#### THIRD GRADE

Bayswater-Morley 82 (Decelis 27, Lewis 25\*; Noble 5/8, Landquist 2/6) & 8/265 b Mount Lawley 77 (Lindsay 17, Grant 17; Brooks 6/20, Jeffrey 2/14).

Bayswater-Morley won by five runs on the first innings.

#### FOURTH GRADE

Joondalup 6/174 (Davidson 54, Hooley 45\*; Walker 3/33) def South Perth 173 (Mackenzie 28, Curnow 22; Adrichem 2/26, Lukan 2/32, Evans 2/36).

Joondalup won by four wickets on the first innings.

## RETRAVISION SHIELD - FIRST GRADE FINAL SCARBOROUGH v BAYSWATER-MORLEY

Played at the WACA Ground, 28-29 March 2009  
Umpires: Jeff Brookes and Ian Lock  
Toss won by: Bayswater-Morley  
Result: Scarborough won by 38 runs on the first innings  
Kookaburra Player of the Match: Justin Coetzee (SC)

### SCARBOROUGH BATTING

Heron	c Barnes b Thistle	28
Stoinis	c Davis b Thistle	2
Bandy	c Davis b Barr	12
Doropoulos	c Robb b Thistle	37
Langer	b Thistle	9
Johnson	b Francis	0
Coetzee	c Phillimore b Francis	73
Nowell	c Davis b Daniels	7
Mitchell	c Robb b Thistle	6
McLauchlan	c Adams b Francis	70
Hopes	not out	13
SUNDRIES		7

**TOTAL: 264**

FOW: 23, 36, 54, 63, 66, 91, 116, 126, 234, 264

### BAYSWATER-MORLEY BOWLING

	O	M	R	W
Thistle	34	8	110	5
Francis	27.2	5	93	3
Barnes	20	11	31	0
Daniells	16	10	22	1
Barr	4	2	5	1

### BAYSWATER-MORLEY BATTING

Davis	c Johnson b Coetzee	86
Todd	c Johnson b Coetzee	11
Birrell	c Johnson b McLauchlan	3
Adams	c Johnson b McLauchlan	0
Phillimore	c Heron b Mitchell	67
Robb	c Bandy b Mitchell	0
Thistle	c Johnson b Mitchell	16
Barr	c Stoinis b McLauchlan	2
Daniells	c Tye b Coetzee	28
Francis	c McLauchlan b Mitchell	1
Barnes	not out	3
SUNDRIES		9

**TOTAL: 226**

FOW: 22, 33, 33, 169, 169, 169, 178, 204, 208, 226

### SCARBOROUGH BOWLING

	O	M	R	W
McLauchlan	22	4	60	3
Coetzee	16.2	3	52	3
Hopes	21	8	48	0
Bandy	12	3	32	0
Mitchell	12	4	26	4

## SUNDAY LEAGUE FINAL MELVILLE v SUBIACO-FLOREAT

Played at the WACA Ground, 8 March 2009  
Umpires: Paul Wilson and Nathan Johnstone  
Toss won by: Melville  
Result: Subiaco-Floreat won by 5 wickets  
Player of the Match: Andrew Malajczuk (SF)

### MELVILLE BATTING

Scollay	c Townsend b Stockden	0
Meuleman	run out (Malajczuk)	4
Gillies	c Townsend b Stockden	4
Porter	b Stockden	35
Lillis	lbw Monteleone	29
Pitcher	run out (Malajczuk)	7
Terry	c Malajczuk b Baker	44
Russell	not out	35
Greig	lbw Bolton	0
James	not out	4
Platel	did not bat	
SUNDRIES		25

**TOTAL: 8 for 187**

FOW: 6, 6, 13, 80, 92, 92, 175, 182

### SUBIACO-FLOREAT BOWLING

	O	M	R	W
Branston	6	0	21	0
Stockden	10	2	24	3
Willey	10	0	35	0
Baker	4	0	31	1
Bolton	10	1	31	1
Monteleone	10	1	41	1

### SUBIACO-FLOREAT BATTING

Malajczuk	st Greig b James	48
Bolton	c Meuleman b Porter	13
Murphy	c Greig b Russell	7
Glew	not out	64
Hansberry	c Terry b Platel	32
Monteleone	c Russell b Platel	2
Willey	not out	16
Townsend	did not bat	
Branston	did not bat	
Stockden	did not bat	
Baker	did not bat	
SUNDRIES		9

**TOTAL: 5 for 191**

FOW: 33, 47, 89, 155, 158

### MELVILLE BOWLING

	O	M	R	W
Porter	8	2	23	1
Platel	8	0	43	2
Russell	10	3	26	1
Gillies	10	0	44	0
James	7	1	40	1
Scollay	3	0	13	0

## CLUB REVIEW

### SCARBOROUGH

2008-09 - First

2007-08 - First

**Leading Run Scorer:**

Justin Coetzee - 800 runs @ 57.14

**Leading Wicket Taker:**

Ty Hopes - 29 wickets @ 21.31



In a quest for further honours, Scarborough secured its third consecutive premiership.

Justin Coetzee was prominent with a fine double of 800 runs and 27 wickets, and Ty Hopes was the leading wicket-taker. Michael Johnson (652), Clint Heron (582) and David Bandy (474) were also among the runs.

With the strength of the batting the hallmark of the club's performance in 2008-09 and some further improvement possible in the bowling area, their future seems assured.

### MELVILLE

2008-09 - Third

2007-08 - Fourth

**Leading Run Scorer:**

Luke Towers - 674 runs @ 39.85

**Leading Wicket Taker:**

Drew Porter - 32 wickets @ 18.41



Another consistent year from Melville saw them claim the Retravision Shield First Grade Minor Premiership, with both the batting and bowling departments playing important roles in the final analyses.

Assistance came from Ben Lillis (512 runs), Drew Porter (511) and James Vince (485) in the batting area, with Porter providing an excellent double.

Further input in the bowling may be required if the club is to maintain its place in the higher reaches of the ladder in the future.

### BAYSWATER-MORLEY

2008-09 - Second

2007-08 - Eleventh

**Leading Run Scorer:**

Matthew Birrell - 717 runs @ 42.18

**Leading Wicket Taker:**

Michael Thistle - 48 wickets @ 23.04



A notable improvement in the club's performances saw the first three grades taking part in the finals, with the seconds and thirds winning premierships.

Liam Davis (552 at 46.00) was amongst the runs in support of Matthew Birrell, while Marcus North notched up 448 runs in four innings at an average of 224, with a highest score of 158.

Kyle Francis contributed 31 wickets at an average of 29.13, and BMCC won the season's Club Championship for the fourth time.

### SUBIACO-FLOREAT

2008-09 - Fourth

2007-08 - Fourteenth

**Leading Run Scorer:**

Steven Glew - 778 runs @ 43.22

**Leading Wicket Taker:**

Simon Branston - 39 wickets @ 23.79



Subiaco-Floreat rebounded from a disappointing 2007-08 season to take a place in the finals in fourth spot.

The improved showing was largely due to some fine efforts in the batting led by skipper Steven Glew. He was assisted by Chris Hansberry (665 runs at 41.56), Anthony Murphy (570 at 37.89) and David Bolton (490).

Tim Monteleone (28 wickets), and Bolton (25) provided great support to Simon Branston in the bowling area.

## WILLETTON

2008-09 - Fifth

2007-08 - Sixth

**Leading Run Scorer:**

Kris Elliott - 802 runs @ 50.13

**Leading Wicket Taker:**

Chris Lagana - 50 wickets @ 19.32



Willetton relied heavily on some individual performances to stay in touch with the leaders during the season.

It was left to Matthew Johnston (774 runs at 59.54) to assist Kris Elliott in the batting, and Johnston was again the support act in the bowling with 34 wickets at 18.12

The club has been unable to advance beyond the first week of the finals in the past two years, and further input will be required to take them further into the season.

## CLAREMONT-NEDLANDS

2008-09 - Seventh

2007-08 - Third

**Leading Run Scorer:**

Chris Mason - 494 runs @ 41.17

**Leading Wicket Taker:**

Trent Kelly - 22 wickets @ 28.95



Claremont-Nedlands lost ground in its quest to maintain a prominent place on the Retravision Shield table.

Travis King, with 444 runs, Daniel Rees (416) and James Allenby (371) provided great support to Chris Mason, but like a number of other clubs, the bowling was the major reason for a decline in the performance. In this area, no player qualified in the averages.

## WANNEROO

2008-09 - Ninth

2007-08 - Tenth

**Leading Run Scorer:**

Gary Dixon - 933 runs @ 62.20

**Leading Wicket Takers:**

Gary S. Atkinson - 24 wickets @ 36.17

Chris Quelch - 24 wickets @ 27.38



Wanneroo remained in the bottom half of the Retravision Shield table, finishing one place above the 2007-08 effort of tenth.

Gary Dixon enjoyed a sensational year to head the averages with four centuries and four half-centuries in his tally of 933 runs. He received strong support from Jake Fawcett (634 runs), Darren Richards (499) and Joel Charles (416).

It was the same story as the previous season in the bowling stocks, with no player qualifying in the averages.

## UNIVERSITY

2008-09 - Sixth

2007-08 - Thirteenth

**Leading Run Scorer:**

James Cameron - 669 runs @ 44.60

**Leading Wicket Taker:**

Patrick Molinari - 41 wickets @ 19.68



University rose up the Retravision Shield standings to earn a place in the finals after a bottom four finish in 2007-08.

James Cameron was supported by Josh Mangan (489 runs at 44.45) and Mark Penter (451 at 30.07) in the batting line-up.

The bowling was less productive, with Molinari the only player to qualify in the averages. This aspect needs to be strengthened if further improvement is to be achieved.

## JOONDALUP

2008-09 - Eighth

2007-08 - Fifteenth

**Leading Run Scorer:**

Michael Swart - 618 runs @ 41.20

**Leading Wicket Taker:**

James Boyland - 30 wickets @ 23.83



Michael Swart and James Boyland, who completed a good double with 524 runs at 37.43, were prominent in the batting averages.

With five players featuring in the averages, the batting was the main reason for the club's improved showing in 2008-09, but the Centurions will need to bolster their bowling department to rise further up the table.

## PERTH

2008-09 - Tenth

2007-08 - Second

**Leading Run Scorer:**

Michael Yardy - 581 runs @ 41.50

**Leading Wicket Taker:**

Ross Scali - 32 wickets @ 41.50



Following last year's outstanding effort to reach the Retravision Shield Grand Final, Perth was unable to keep in touch with the ladder leaders in 2008-09.

Captain-Coach Stewart Walters lent some support in the batting with 517 runs at 39.77, and Christiaan Moir made a useful contribution with 327 runs.

Paul Keenan claimed 27 wickets, but there was not enough support for him and Scali in the bowling to claim a higher place on the table.

## FREMANTLE

2008-09 - Eleventh

2007-08 - Fifth

**Leading Run Scorer:**

Craig Simmons - 552 runs @ 46.00

**Leading Wicket Taker:**

Craig Simmons - 44 wickets @ 25.67



The 2008-09 season was disappointing for the Port club, aside from the form of Craig Simmons, who was the leading player in the batting and bowling averages, and the performances of Retravisión Warriors rookie Mitchell Marsh.

Marsh broke Mark McPhee's record for the highest individual score by a Fremantle player (208) in his season tally of 542 runs in nine matches at an average of 60.22. His future looks promising and he will be followed closely as he progresses through the ranks.

## ROCKINGHAM-MANDURAH

2008-09 - Thirteenth

2007-08 - Sixteenth

**Leading Run Scorer:**

Brayden Sutton - 431 runs @ 28.73

**Leading Wicket Taker:**

Joe Sarsero - 37 wickets @ 18.54



The Mariners showed great improvement in 2008-09, with some useful efforts in the batting and bowling department seeing them in finals contention late in the summer.

The club has moved to its new headquarters at Lark Hill, and has recruited former state coach Wayne Clark for 2009-10, along with Retravisión Warriors paceman Ben Edmondson. It is also hoped that a fresh start in palatial club rooms may attract more players in a growing district.

## MOUNT LAWLEY

2008-09 - Fifteenth

2007-08 - Eighth

**Leading Run Scorer:**

Dean Brownlie - 583 runs @ 38.87

**Leading Wicket Taker:**

Tony Palladino - 27 wickets @ 26.07



Mount Lawley slid further down the Retravisión Shield table in 2008-09. Dean Brownlie was the only batsman to qualify in the averages, and Phil Walshaw and Tom Beaton contributed 360 and 323 runs respectively.

Sam Armstrong (19 wickets) and Paul Davis (19) offered some assistance to Palladino in a weakened attack.

## SOUTH PERTH

2008-09 - Twelfth

2007-08 - Seventh

**Leading Run Scorer:**

Hugh Brown - 700 runs @ 38.89

**Leading Wicket Taker:**

Todd Guthridge - 28 wickets @ 29.29



Five players featured in the batting averages, with Hugh Brown leading the way. His 700 runs included a top score of 175 not out. Other players listed in the averages were Marshall Hood (618 runs), Aaron Brennen (539), Leif Powis (434) and Franz Grobler (416).

Unfortunately the bowling lacked depth, and this department will need to be improved if the club is to regain lost ground.

## GOSNELLS

2008-09 - Fourteenth

2007-08 - Twelfth

**Leading Run Scorer:**

Paul Horton - 607 runs @ 37.94

**Leading Wicket Taker:**

Ryan Duffield - 25 wickets @ 33.88



Retravisión Warriors batsman Luke Pomersbach was missing from the Gosnells line-up for much of the season. He averaged 78.25 from his eight innings, but it was difficult to maintain a satisfactory performance without his input.

The bowling area was reliant on Ryan Duffield - the only bowler to qualify in the averages. Steven Arnold took 24 wickets, and Clay Townsend contributed 19, but they need additional input if the club is to improve further.

## MIDLAND-GUILDFORD

2008-09 - Sixteenth

2007-08 - Ninth

**Leading Run Scorer:**

Bradley Jose - 292 runs @ 19.47

**Leading Wicket Taker:**

Scott Baker - 25 wickets @ 27.72



The only batsman besides Bradley Jose to qualify in the averages was Joel Crosswell, with 283 runs at 25.73. Peter Worthington and Royce Blight each contributed 281 runs in one of the club's worst seasons.

The bowling was also at an all-time low and it will take some hard work to bring the club back within reach of its glory days of the past.



2008-09 Olly Cooley Medallist Gary Dixon (left)  
(Photo courtesy Community Newspaper Group)

**G**ary Dixon's record-breaking summer saw the prolific Wanneroo batsman take out the 2008-09 Olly Cooley Medal for the Fairest and Best Player in the Retravision Shield, as adjudged by the umpires.

Dixon polled 19 votes to finish three clear of Willetton all-rounder Matt Johnston. A vote further back in equal third place were Scarborough's Justin Coetzee and Perth's Michael Yardy, while Willetton Captain Kris Elliot rounded out the top five (14 votes).

Dixon came of age as a cricketer in 2008-09, leading the aggregate run scorers in the Retravision Shield with 933 at an excellent average of 62.20. He broke the Wanneroo DCC record for most runs in a season, surpassing the previous best mark of 856 set by Darrin Ramshaw in 1988-89.

He polled three votes on six occasions, including rounds two (159 against Rockingham-Mandurah) and eight (137 against Subiaco-Floreat), before shooting clear of the pack with maximum votes in rounds 11 (112 against Gosnells) and 12 (100 against Midland-Guildford).

Unfortunately Dixon was not present at the medal count, held on Monday 23 March at Tompkins Park in Melville, leaving Wanneroo team mate Jake Fawcett to accept the award on his behalf.

### VOTING

Gary Dixon (Wanneroo)	19
Matt Johnston (Willetton)	16
Justin Coetzee (Scarborough)	15
Michael Yardy (Perth)	15
Kris Elliot (Willetton)	14

### OTHER GRADE MEDALLISTS:

<b>JP Robbins Medal (Second Grade)</b>	
Kieran Sanders (University)	16 votes
<b>Albert Richings Medal (Third Grade)</b>	
Jon Decelis (Bayswater-Morley)	11 votes
<b>Allan Mackley Medal (Fourth Grade)</b>	
Doug Stewart (Mount Lawley)	15 votes



Catching the action at the Scarborough Girls Beach Cricket Day

### WACA SUNSMART WOMEN'S CRICKET COMPETITION

Another season for the WACA SunSmart Women's Cricket competition ended with two exciting finals. The A Grade final played at James Oval was a replay of the 2007-08 finale. Melville turned the tables on defending premiers Subiaco Marist after batting first and scoring 191. Melville had a fright, losing early wickets before stabilising thanks to contributions from Holly Hyder (33) and Donna Brown (25). Lauren Shaw (28\*) and Rebecca Angwin (25) combined at the end to ensure their team had the momentum heading into lunch.

Subiaco Marist fought hard but found runs hard to come by as Melville Captain Renee Chappell took an impressive 4/25, including the key wicket of the competition leading run scorer Angele Gray. Player of the Match Cherie Bambury (58) held the chase together, but the tight bowling from Melville continued to apply pressure on the Subiaco batters and wickets fell at regular intervals. Subiaco Marist were all out for 174 in the last over of the match.

Fraser Oval hosted the B Grade final between Whitfords and Midland-Guildford. The latter, who entered a B Grade team for the first time this season, batted first and made 106. This was never going to be enough as the competition favourites showed their experience, scoring the winning runs with just under ten overs to spare. Wendy Stone (34) was the highest scorer for Midland-Guildford, while Player of the Match from Whitfords, Bhavi Devchand, had an impressive double, making 41 not out

and taking two wickets. Whitfords were motivated to go one better after they felt defeat at the hands of Melville in the 2007-08 B Grade final.

### Women's A Grade Competition Awards:

Best Batting Aggregate:

Angele Gray, Subiaco Marist Cricket Club, 707 runs

Best Batting Average:

Angele Gray, Subiaco Marist Cricket Club, 707 runs, 101.00

Best Bowling Aggregate:

Avril Fahey, Subiaco Marist Cricket Club, 25 wickets

Best Bowling Average:

Renee Chappell, Melville Cricket Club, 24 wickets @ 9.71

Player of the Year:

Avril Fahey, Subiaco Marist Cricket Club

### WACA SUNSMART GIRLS COMPETITION

The WACA SunSmart Girls competition had another successful year with 14 teams participating in the Under 17 and 15 competitions.

This year the Grand Finals were held at Raphael Park. In the Under 17s Grand Final, South Perth made 4/128 from their 30 overs, defeating long time rivals Subiaco Marist, who could only manage 93. The Player of the Final was Teneale Peschell from South Perth Cricket Club.

South Perth made it two from two as they defeated Whitfords in the Under 15s Grand Final. The Player of the Final was Piepa Cleary from South Perth Cricket Club.

### SunSmart Under 17 Competition Awards:

Best Batting Aggregate:

Brooke Wright, Ballajura Cricket Club, 225 runs

Best Batting Average:

Bethany Mayne, South Perth Cricket Club, 162 runs @ 81

Best Bowling Aggregate:

Lucy Curtin, Subiaco Marist Cricket Club, 12 wickets

Best Bowling Average:

Emily Hessel, South Perth Cricket Club, 8 wickets @ 5.62

Player of the Year:

Lucy Curtin, Subiaco Marist Cricket Club, 154 runs @ 30.8,

12 wickets @ 7.25, 4 catches

### SunSmart Under 15 Competition Awards:

Best Batting Aggregate:

Annecke Boates, Whitfords Cricket Club, 118 runs

Best Batting Average:

Annecke Boates, Whitfords Cricket Club, 118 runs @ 39.33

Best Bowling Aggregate:

Kate Lee, Subiaco Marist Cricket Club, 14 wickets

Best Bowling Average:

Kyra McKeowan, South Perth Cricket Club, 9 wickets @ 4.89

Player of the Year:

Kate Lee, Subiaco Marist Cricket Club, 72 runs @ 18,

14 wickets @ 6.78, 7 catches

### FUN TO FURY SUPER CRICKET CLINIC

A cricket clinic was held on Sunday 30 November at Richardson Park on the adjacent field to the Women's National Cricket League clash between the Western Fury and SA Scorpions.

Over 90 girls registered for the day, all enjoying a great morning of cricket with SunSmart Cricket Officers and Western Fury

players taking them through cricket skills before playing rounds of Super 8s Cricket.

Each participant, and some sneaky little brothers, received Fury posters and prizes in their show bags to remind them of a great day at the cricket.

All of the girls had heaps of fun and some may even grow to be Fury players themselves.

### WACA GIRLS BEACH CRICKET DAY

After the success of the inaugural Girls Beach Cricket Day in March 2008, the young girls of Perth showed again that combining cricket and the beach is a winning combination. In 2009 the Girls Beach Cricket Day was held in May at two locations - Secret Harbour and Scarborough Beach. The Gods smiled on us, slowing the wind & parting the clouds so that the girls could enjoy a day of cricket in the sun.

SunSmart Cricket Officers and Western Fury players had the girls taking classic catches, hitting big pull shots and crashing over the stumps. The girls had an awesome time throwing themselves around on the sand, and it was great to see so many girls enjoying their cricket.


The Fury players were in constant demand, getting involved in each activity and at the end of the day signing posters, having photos and swapping stories with the girls.

At the end of the activities, a prize draw was held with the next generation of female cricketers excited to win Fury playing shirts and caps, signed bats, and official training gear.

All in all, a great day to celebrate the end of another season.



Emerging Country Team



Jess Moore & Maddi Peelman  
receive their Emerging Country Caps



Members of the victorious South Perth Under 17 team display their team photos, flanked by coaches Jeff Mayne & Rene Farrell

### WACA GIRLS BEACH CRICKET DAY (below)





# The value of sport and recreation

## Building social capital

Sport and recreation provides the catalyst for community gatherings, from small functions to major events, where people play, talk and share experiences. Importantly it has a positive effect that reaches many levels of our society – in short, sport and recreation creates social capital. This is important because “places with high levels of social capital are safer, better governed and more prosperous, compared to those places with low levels of social capital”. – Robert Putnam



## Prevention is better than cure

The more people who are physically active and involved in sport and recreation the less patients there will be. Increased participation in physical activity will reduce pressure on our hospitals.



- In 2005 the total economic cost of obesity to the WA economy was \$2.1 billion.
- An estimated \$1.5 billion per year in direct health care costs is attributable to physical inactivity.
- Lack of physical activity is second only to tobacco as the leading contributor to the overall burden of disease among Australians.
- Social participation and social support has been shown to increase participation in physical activity.

## The power to unite

“Sport has the power to unite people in a way little else can. Sport can create hope. Breaks down racial barriers ... laughs in the face of discrimination and speaks to people in a language they can understand.”

– Nelson Mandela



## Crime prevention

Sport and recreation can help to divert young people from crime and anti-social behaviours. It can also target those young people most at risk of committing crime and help their rehabilitation and development.



## Economic benefits

- Every dollar invested by the state government in the Community Sporting and Recreation Facilities Fund (CSRFF) generates \$2.36 in direct economic activity and \$6.51 in total economic activity.
- Sport in Australia generated a net income of \$8.8 billion in 2004/2005.
- Big sporting events generate big money. The Australian Surf Life Saving Championships attracted 6000 competitors to Perth injecting \$23 million into the WA economy (Tourism WA, 2008).



## Education

Children engaged in sport and recreation do better academically, are more likely to enjoy school and even complete their homework.




## Health benefits

Participation in sport and recreation provides clear benefits in the five Australian national health priorities:



- Promoting better mental health.
- Cardio-vascular disease prevention.
- Diabetes prevention and control.
- Primary prevention of some cancers.
- Injury prevention.



# JUNIOR CRICKET

## John Inverarity Shield (Under 13)

### Final

Played at Iluka Sports Complex on Sunday 22 March 2009

### Scores

Wanneroo 7/189 (J. Lewis 65, T. Rankin 37\*, J. Wright 31) b Bayswater-Morley 124 (S. Daulby 26, T. Smithies 25; J. Wright 4/19)

### Wanneroo

Brendan Murray (C), Luke Borrello, Jesse Budge, Mason Coad, Jake Lewis, Declan McIntyre, Jarryd McPhee, Alex Maley, Conor Moldrich, Josh Philippe, Braden Quinn, Tomas Rankin, Max Walter, Callum Wiggers, Josh Wright, Steve Dobson (Coach)

### UNDER 13 PREMIERSHIP TABLE

North Division	Won	Lost	Draw	Tied	Mtch Pts	Bat	Bowl	Tot Pts
Wanneroo	6	0	0	0	36	9.12	11.4	56.52
Bayswater-Morley	5	1	0	0	30	8.94	9.8	48.74
Midland-Guildford	4	2	0	0	24	8.96	9.2	42.16
Centurions	3	3	0	0	18	7.41	9.4	34.81
Scarborough	3	3	0	0	18	6.21	9.0	33.21
Joondalup	2	4	0	0	12	5.33	6.6	23.93
Subiaco-Floreat	1	5	0	0	6	5.92	8.4	20.32
Mount Lawley	0	6	0	0	0	5.67	9.8	15.47

South Division	Won	Lost	Draw	Tied	Mtch Pts	Bat	Bowl	Tot Pts
Willetton	5	1	0	0	30	8.50	9.8	48.30
South Perth	4	2	0	0	24	7.98	9.6	41.58
Gosnells	4	2	0	0	24	6.75	9.2	39.95
Melville	4	2	0	0	24	7.08	8.4	39.48
Fremantle	3	3	0	0	18	7.53	9.8	35.33
Claremont-Nedlands	2	4	0	0	12	6.02	6.6	24.62
Perth	1	5	0	0	6	4.80	9.0	19.80
Rockingham-Mandurah	1	5	0	0	6	5.50	7.0	18.50

## Graham McKenzie Shield (Under 14)

### Final

Played at Tompkins Park on Sunday 15 March 2009

### Scores

South Perth 3/190 (T. Leaver 84, J. Korol 59\*, A. Davis 24) b Midland-Guildford 141 (T. McBride 55, J. Coniglio 31; N. Kelleway 3/16, A. Davis 2/23, N. Syamal 2/23)

### South Perth

Thomas Leaver (C), Sam Birchall, Andrew Davis, Simon Edwards, Brandon Guest, Steven Jones, Nicholas Kelleway, Cameron Keoh, Jordan Korol, Joe Robinson, Nirajit Syamal, Leighton Taylor, Ryan Waldeck, Wayne DeGraaf (Coach)

### UNDER 14 PREMIERSHIP TABLE

North Division	Won	Lost	Draw	Tied	Mtch Pts	Bat	Bowl	Tot Pts
Bayswater-Morley	7	0	0	0	42	11.86	13.0	66.86
Midland-Guildford	6	1	0	0	36	10.51	11.8	58.31
Wanneroo	4	3	0	0	24	9.90	9.4	43.30
Mount Lawley	3	4	0	0	18	7.93	10.4	36.33
Scarborough	3	4	0	0	18	9.44	8.0	35.44
Subiaco-Floreat	3	4	0	0	18	8.36	8.6	34.96
Centurions	2	5	0	0	12	8.99	9.2	30.19
Joondalup	0	7	0	0	0	8.38	7.8	16.18

South Division	Won	Lost	Draw	Tied	Mtch Pts	Bat	Bowl	Tot Pts
Perth	7	0	0	0	42	11.91	11.2	65.11
South Perth	6	1	0	0	36	11.19	11.6	58.79
Fremantle	5	2	0	0	30	10.45	8.4	48.85
Claremont-Nedlands	3	4	0	0	18	8.75	11.2	37.95
Gosnells	3	4	0	0	18	7.93	11.6	37.53
Rockingham-Mandurah	3	4	0	0	18	8.53	8.8	35.33
Willetton	1	6	0	0	6	8.91	8.6	23.51
Melville	0	7	0	0	0	8.92	8.8	17.72



## Scarborough Under 17 Premiers

### Back Row:

Richard Daly (Coach), Marcus Harris (VC), Alex Berry, Jordan Lehman, Michael James, Brandon Walters, Beau Anthony

### Front Row:

Daniel Bavisvic, Tim Leaver, John Caspersz (C), Ryan Hyde-Smith, Matt Leaver, Craig Hoskins

Absent: Nic Jones

## Jim Watkins Shield (Under 15)

### Final

Played at James Oval on Saturday 28 March 2009

### Scores

Wanneroo 166 (R. Parker 39, J. King 26, A. Burton 25; H. Lowth 2/10, C. Olsen 2/23, J. Mason 2/28) b Joondalup 94 (J. Mason 29, J. Hollows 20; C. MacDonald 3/23, A. Smith 3/24, A. Murphy 2/15)

### Wanneroo

Christian Smith (C), Alex Burton, Mathew Dzodzoz, Julien Feehan, Jordon King, Cameron MacDonald, Peter Morcom, Hayden Morton, Aaron Murphy, Liam Nichol, Ryan Parker, Adam Smith, Jack Watts, Duncan Smith (Coach)

### UNDER 15 PREMIERSHIP TABLE

	Played	Match	Bat	Bowl	Penalty	Total
Wanneroo	13	120	23.29	25.40	0.0	168.69
Joondalup	13	105	20.63	25.20	0.0	150.83
Fremantle	13	85	19.61	23.00	0.0	127.61
Midland-Guildford	13	85	21.87	20.40	0.0	127.27
Rockingham-Mandurah	13	85	22.20	20.00	0.0	127.20
Willetton	13	80	20.68	21.80	0.0	122.48
Gosnells	13	80	18.90	22.20	1.0	120.10
Melville	13	70	19.95	21.60	0.0	111.55
Centurions	13	66	18.81	22.20	0.0	107.01
Perth	13	60	20.06	19.80	0.0	99.86
Claremont-Nedlands	13	50	22.54	18.60	0.0	91.14
South Perth	13	50	20.94	18.60	2.5	87.04
Bayswater-Morley	13	35	20.65	20.60	0.0	76.25
Subiaco-Floreat	13	35	17.71	18.00	0.0	70.71
Mount Lawley	13	25	18.16	18.80	0.0	61.96
Scarborough	13	15	17.39	20.00	0.5	51.89

## Cricket Council Shield (Under 17)

### Final

Played at Stevens Reserve on Saturday 28 March 2009

### Scores

Scarborough 7/276 (M. Harris 88, N. Jones 49, M. James 40; R. O'Sullivan 3/48, M. Nietfield 2/33, J. Catrall 2/37) b Joondalup 8/275 (J. Standing 104, D. Kidgell 65, R. O'Sullivan 34; J. Caspersz 2/46, T. Leaver 2/48, J. Lehmann 2/61)

### Scarborough

John Caspersz (C), Beau Anthony, Alex Berry, Marcus Harris, Craig Hoskins, Ryan Hyde-Smith, Nic Jones, Michael James, Matt Leaver, Tim Leaver, Jordan Lehmann, Brandon Walters, Richard Daly (Coach)

### UNDER 17 PREMIERSHIP TABLE

	Played	Match	Bat	Bowl	Penalty	Total
Midland-Guildford	13	120	25.83	26.80	0.0	172.63
Fremantle	13	106	26.63	26.40	0.0	159.03
Scarborough	13	100	29.32	20.80	2.5	147.62
Joondalup	13	95	25.53	21.20	0.0	141.73
Perth	13	90	25.85	22.00	0.0	137.85
Rockingham-Mandurah	13	85	20.08	23.00	0.0	128.08
Bayswater-Morley	13	76	23.61	24.40	0.0	124.01
Wanneroo	13	70	23.01	21.20	0.0	114.21
Mount Lawley	13	55	21.87	18.20	0.0	95.07
Gosnells	13	50	23.05	22.60	1.0	94.65
Centurions	13	50	21.73	19.80	0.0	91.53
Willetton	13	40	23.19	21.20	1.0	83.39

Melville	13	40	19.84	22.40	0.0	82.24
South Perth	13	40	19.14	23.80	1.0	81.94
Subiaco-Floreat	13	35	18.69	26.00	1.0	78.69
Claremont-Nedlands	13	0	20.19	15.80	1.0	34.99

## Junior District Awards

### UNDER 15

#### Batting Average

Calum How (Subiaco-Floreat) 557 runs @ 61.89

#### Batting Aggregate

Calum How (Subiaco-Floreat) 557 runs

#### Bowling Average

Luke Benequista (Melville) 27 wickets @ 9.33

#### Bowling Aggregate

Cameron MacDonald (Wanneroo) 28 wickets

### UNDER 17

#### Batting Average

Michael Bailey (Gosnells) 587 runs @ 97.83

#### Batting Aggregate

Michael Bailey (Gosnells) 587 runs

#### Bowling Average

Timothy Leaver (Scarborough) 21 wickets @ 9.95

#### Bowling Aggregate

Nic Olsson (Midland-Guildford) & Keiran Murphy (Melville) 27 wickets

## Lord's Taverners Junior Spirit of Cricket Award

The winner of the Lord's Taverners Junior Spirit of Cricket Award for the 2008-09 season was Perth. This award recognises the club who displays the best sportsmanship on the field according to votes awarded by the umpires after each junior match.

## Danae Corser Player of the Year Awards

The WACA extends its sincere thanks to Mrs Danae Corser for her continued sponsorship of the Player of the Year Awards in the four WACA junior grades. Each winner receives a cash prize, a sporting goods voucher and WACA Membership for the following season. This season's winners were:

Under 13: Jack Baker (Midland-Guildford)

Under 14: Brant Colledge (Perth)

Under 15: Stephen Coniglio (Midland-Guildford)

Under 17: Mitchell Kennedy (Fremantle)  
& James Matkovich (Fremantle)



(L-R) Jack Baker, Stephen Coniglio,  
Mrs Danae Corser and James Matkovich

# CSBP are proud sponsors of Junior and Senior Country Week Cricket



CSBP is working to meet the changing needs of West Australian agriculture and providing support for local rural communities.



Western Power Country Day at the Cricket

The staging of a Ford Ranger Cup one day fixture between the Retravision Warriors and the South Australian Redbacks at Hands Oval in Bunbury was a first for cricket in regional WA. This historic match was held on Sunday 8 February before an enthusiastic crowd of nearly 3,500 people. The organising Chairman, Greg Willey, was responsible for bringing together all the parties involved in the event. The WACA, the Bunbury City Council, the South Bunbury Football Club, the South West Football League and the Department of Sport and Recreation combined their resources to produce a day to remember. Thank you to all those who contributed to the success of the day. Similar matches are certain to be scheduled in future seasons.



The continued success of recent initiatives has been very encouraging for the future health of country cricket. The Regional High Performance program, under the guidance of Andy Cottam, has continued to prosper, and it was very pleasing to see that 17-year old Sam Whiteman was selected in the Australian Under 19 team earlier this year and he was also named the Lord's Taverners WA Junior Cricketer of the Year.

The Girls Country Cricket Carnival has now been held for the past three seasons. Talented country players continue to emerge, with the combined country team defeating a city team for the second successive year. The work of the WACA's Female Cricket Officer Jenny Wallace, with the support of the Western Power Regional Cricket Officers, is contributing to the continued growth of female cricket in regional WA.

The Regional Umpire Development Plan, under the WACA's Umpiring Co-ordinator Barry Rennie, has made an encouraging start, with six people spearheading the program in their areas.

This year's Country Cricket Service Award recipient was Ross Stephen. Ross was employed by the WACA for many years as

a Regional Cricket Officer, mainly serving the Great Southern region. His dedication to developing young cricketers, often with innovative ideas, was inspirational. His commitment and ability to motivate aspiring players made him a popular identity in cricketing circles.

The MLC Scholarships were awarded to talented young players for the third successive year, with the presentations being made at the annual CSBP Country Week Sundowner at the WACA. The successful recipients were:

- Jacob Whiteaker (Geoff Marsh Scholarship)
- Chloe Piparo (Wendy Chaloner Scholarship)
- Kirk Ugle (Charlie Sandstone Memorial Scholarship)

The Australian Country Cricket Championships (ACCC) will be held in WA for the fifth time when the Bunbury region hosts the 2011 event. The Organising Committee, under the Chairmanship of Peter Grygorcewicz, is already planning for this major event on the Australian country cricket calendar.

In January this year, the 25th anniversary of the ACCC was celebrated in the Barossa Valley in SA. Three WA players were named in the "Team of the First 25 Years" - Terry Waldron, David Francis and Glen Dehring.

This past season saw us welcome a new sponsor, Aglime, for the Inter-Association One Day competition. The Aglime Cup final proved to be an historic occasion, with Esperance winning the competition for the first time, defeating Upper Great Southern in a keenly contested match at the WACA.

There was also a first-time winner in CSBP Senior Country Week - Williams defeating Upper Great Southern in the final.

Sadly, we say goodbye to Western Power, the outstanding sponsor of the Regional Junior Cricket Program for the last 12 years. The growth in numbers playing junior cricket in regional WA has increased over the last decade and the WACA has been able to employ six Regional Cricket Officers on a full-time basis.



Thanks also to CSBP, Aglime, Lord's Taverners WA, the WA Cricketers Club and DSR for their support of grass roots cricket in country WA.

Country cricket continues to be well serviced by the WACA, with staff associated with programs and competitions offering ongoing guidance and support. In particular, I thank Derek Mott and Tim Lees for their outstanding work.

Finally, I thank all of the numerous volunteers in country WA for their contribution, whether it is at the Regional Board, Senior Association, Junior Association or Club level. With your support, the game of cricket will continue to thrive.

**Peter Silinger**

Chairman CCB

### **Western Power Regional Junior Cricket Program**

Western Power has sponsored the Regional Junior Cricket Program since 1997-98 and wound up their involvement in 2009 after 12 years. With their support, the WACA employed six Regional Cricket Officers in country areas on a full-time basis. These officers are employed to assist the development of cricket, with particular emphasis on participation, coach education and talent identification. The 2008-09 Western Power Regional Cricket Program was launched in Toodyay, and some of the highlights from the day included:

- 152 students from Years 4 to 7 who attended from Toodyay District High School.
- Cricket skills sessions for the students were held at the town oval with the aid of cricket officers Adam Falls, Alan Singer, Wayde McLean and Lindsay Flinn.
- Aaron Heal and Shaun Marsh from the Retravision Warriors and Jenny Wallace from the Western Fury signed posters, spoke to delegates and assisted in several cricket skills sessions.

#### **REGIONAL JUNIOR CRICKET HIGHLIGHTS**

- Country teams continued to improve at the SunSmart carnivals.
- Seven country players were nominated in the preliminary state 17s squad.
- More Country High Performance programs are taking place.

#### **South West**

- A successful tour to England was enjoyed by the South West Under 17s.
- Staging of a Ford Ranger Cup fixture between the Retravision Warriors and South Australia in Bunbury.
- A marked increase of in2CRICKET centres in the South West.
- An increase of school clinics and more Super 8s competitions taking place.
- Sam Whiteman played for Australian Under 19s.

#### **Goldfields**

- Sixteen Under 11 cricketers from Kalgoorlie's Western Power Regional Junior Cricket Program spent a day at the 3 Mobile Test Match at the WACA Ground and took part in games of modified cricket on the ground during the lunch break. It was the chance of a lifetime for many of the regional boys to travel to Perth and experience Test cricket at its finest.



The Aglime Cup winners - Esperance.

- Kalgoorlie v Esperance Junior Cricket Gala Weekend. Kalgoorlie Under 11 and 13 teams travelled to Esperance in early March for two days of fabulous, exciting cricket. These games left the boys and parents of both towns absolutely delighted with the standard of cricket played and positive vibes emerged from the weekend. Congratulations are due to all players for the spirit and enthusiasm they displayed, and to their parents for their support.
- Establishment of a new in2CRICKET centre in the northern Goldfields at Leinster. Considering their geographical isolation, this is an astonishing achievement.
- Lucas Waight receiving the Western Power Cricketer of the Year award.
- Kalgoorlie girls Jessica Moore and Madeleine Peelman capped off a memorable Girls Country Cricket Carnival campaign in Perth in January with selection in the Emerging Country team. The Emerging team recognises the 12 best performers from the 80-strong contingent that descended on Perth for the carnival, and they were chosen to play an Emerging City team on the final day of competition - a match the country side won comfortably.
- Participation in the inaugural Under 14s Lord's Taverners Inter-Regional Carnival, which was held in Perth at the end of March. As mentioned, this was the first time a format catering especially for the Under 14 age group had been introduced to the High Performance program. It is a brilliant concept, as it provides the opportunity for the six country regions to showcase their emerging talent. The idea now is that we can monitor closely the development of these players and hopefully they will form the basis of the Goldfields representative teams for years to come.
- At the end of the carnival, three Goldfields players - Joe Scafid, Hayden Kennedy and Michael Renton - were selected in the Under 15s High Performance squad.

### Wheatbelt

- The Rutherford Shield, the Under 13s Inter-Regional competition, was a great success and even had an increase of two more teams (Avon and Avonvale) this season.
- Establishment of a Talent Identification database for all Wheatbelt players.
- Under 14s Regional Squad camp was held at Striker Indoor Centre, Melville, with great success.
- Kurtis Chester, Kieran Ware, Luke Siegert, Rory Mackay and Bevan Bennell were selected in WA Country Under 15s squad.
- 15 players participated in this year's Girls Country Cricket Carnival.
- All Wheatbelt girls played competitive 30-over cricket.
- Wheatbelt girls lost one game from the two divisions at the GCCC.
- in2CRICKET visit by Luke Ronchi to York, with a large crowd gathered to watch his visit and an increase in participation numbers at the clinic.

### Great Southern

- Dylan Morgan made the Western Australian SchoolSport Under 15s team and the state Under 17s squad.
- Albany Warriors won the Australia Post Cup competition.
- Ben Higgs named Western Power Junior Cricketer of the Year.
- Increase in school participation with two new Warrior Shield Carnivals (Mt Barker and Albany).
- Albany, Cranbrook and Manjimup were represented at the Western Power Country Day at the Cricket during the 3 Mobile Test match between Australia and South Africa, and participated in the on-ground activities during the lunch break.
- Significant growth in both junior and senior cricket in the Great Southern region.

## Mid-West

- This year saw three new in2CRICKET centres start up - Kalbarri, Dongara and Carnarvon. The participation rate increased to 143 young boys and girls.
- An extra 44 school clinics were run, with an additional ten schools visited. This resulted in extra schools for the Warrior / Fury Shield held in Geraldton.
- Ten teams were entered into the Carnarvon Warrior / Fury Shield this year, up from three last year. Exmouth made the four hour trip south to take part in the day's formalities.
- Under 14 Emerging Warriors started this year to help with the development of our juniors.
- The Mid-West Under 16 team performed well at the Lord's Taverners Inter-Regional Carnival, winning one game and being competitive in the other two.
- Under 14 side also performed well in their carnival and won one of their three games. The boys were very thankful for the experience and liked the taste of the tougher competition.
- Kalbarri in2CRICKET had 48 kids join their program, which will continue to grow in its second season.
- Dongara had an amazing first year with 71 kids registering for their program, which was well run by Nadine Pullbrook.

## Central Districts

- Narrogin and Kondinin in2CRICKET centres travelled up to Perth during the 3 Mobile Test Match for Western Power Country Day at the Cricket. Both the kids and their parents had a fantastic time out on the ground during the lunch break and enjoyed the atmosphere at the game between Australia and South Africa.
- The Peel Long Weekend Carnival from 28 February to 2 March was a great success. Central Districts had two teams in the competition - Under 12s and Under 14s. The carnival has a big emphasis on participation and allowed the kids to enjoy a weekend of cricket with their mates.
- Participation in the Under 14 Lord's Taverners Inter-Regional Carnival. It was the first time this program was carried out and was a very successful weekend. Even though CD didn't win a game, we had three boys - Luke Rasmussen, Seaton Ridout and Blake Phillips - chosen for the Under 15 High Performance camp.
- Involvement in the SunSmart Under 16s carnival held in January. The talent and quality of cricket played from the country boys was first class, winning three games.
- Williams won the A Section CSBP Senior Country Week final against Upper Great Southern. Both teams come from the Central Districts area.
- Upper Great Southern were runners-up in the Aglime Cup against Esperance - a great achievement from an association of only four senior teams.

## Lord's Taverners Inter-Regional Carnival

The Lord's Taverners Inter-Regional Carnival was held at Tompkins Park in Melville from Saturday 20 December to Tuesday 23 December. The carnival is held to identify talent, and the best 26 country players are chosen to represent Country Black and Country Gold at the SunSmart Under 16s carnival in January. South West were victorious, winning all four of their games.

The carnival is a fantastic opportunity for all six regions to pick their best players and challenge them to perform in Perth

conditions. All six coaches discuss the performances of the players nightly from each game and started to put the two country teams together. The players and coaches stayed at Point Walter for the four days, which created a fantastic atmosphere.



## Western Power Cricketer of the Year

Western Power hosted the Regional Cricketers of the Year in their corporate box at a Weet-Bix Sheffield Shield match last season. The players were nominated by their respective Western Power Regional Cricket Officer. Selection criteria was based on attendance at training and displaying a positive attitude to their team mates and coach. The players had a ball in the Western Power box and left with dreams of playing at the WACA Ground in the future.

### This year's winners were:

Mid-West - Bailey Minissale  
Central Districts - Luke Rasmussen  
Goldfields - Lucas Waite  
South West - Connor Blakely  
Great Southern - Ben Higgs  
Wheatbelt - Jayden Applegate

## Girls Country Cricket Carnival

GCCC 2009 was played at Britannia Oval from 15 to 17 January 2009. Seven teams participated, each coached by a Western Power Regional Cricket Officer, and congratulations must go to the champions - a combined Goldfields / Esperance & Broome team, who thoroughly deserved to win the shield.

After the round matches, the Regional Cricket Officers selected an Emerging Country team to battle with an Emerging City team. This is only the second year this match has been staged, and once again the Emerging Country side won bragging rights over their city counterparts. With each year that the Female Country Cricket Programs continue, the more talented female cricketers we will uncover, who will no doubt go on to represent WA.



The Aglime Cup

GCCC 2009 was a great success with many highlights including:

- The quality of players improving significantly from GCCC 2008.
- Having a manager with each team.
- Attending the interstate Twenty20 double-header at the WACA Ground to support the Western Fury and Retravision Warriors.
- Playing on the WACA Ground during the lunch break of the WNCL fixture.

The only downside was the January heat as temperatures soared over 42 degrees, and a lack of representation from the Mid-West or Central Districts regions.

A massive thank you must go to the Kerry Packer Foundation. Their valuable support enabled the WACA to keep the costs to participants at a minimum and continues to make cricket available to females of all abilities in our country areas.

### CSBP Senior Country Week

Williams broke a 62-year drought to win the 2009 CSBP A Section Country Week title against a valiant Upper Great Southern at Twilight Reserve, Rockingham. The 2009 championship was the 101st Country Week tournament held. The Indigenous XI, under the guidance of SunSmart Cricket Officer Aaron Hamilton, produced some memorable cricket to win B Section in convincing fashion over Albany. Busselton-Margaret River won C Section, Central Great Southern took out D Section and Port Hedland won E Section. 52 teams took part in CSBP Country Week, and the busy week of cricket gave country young guns and veterans the chance to play at some of WA's best venues. 101 years of tradition keeps rolling on with 2010 looking bigger than ever!

Match details for the finals in each section:

#### A Section

Williams (1) 8/154 (J Carter 44, R Ford 40; K Ballard 3/20, M Fitt 2/3) b Upper Great Southern (1) 152 (A McAuliffe 74, Ryan Ballard 13; C Ford 4/39, T Miley 2/42).

#### B Section

WA Indigenous XI 9/254 (D Ugle 82, T Ugle 71; T Eaton 5/38, C Parnham 2/71) b Albany (2) 148 (B Saunders 43, G Wienert 21; K Ugle snr 5/45, Kirk Ugle 2/15).

#### C Section

Busselton-Margaret River 210 (C Harris 56, P Gavitt 42; J Wyllie 5/54, D Tyrrell 2/29) b Peel (3) 164 (J Korn 45, J Wyllie 34; C Snow 4/49, B Payne 3/21).

#### D Section

Central Great Southern 7/151 (S Irvine 53, L Ugle 47; C McGuire 3/24, J Jones 3/45) b Northam (2) 147 (B Gillett 53; D Stewart 3/8, G Farmer 2/32, D Head 2/31).

#### E Section

Port Hedland (2) 91 (P Hayman 20, T Webb 13; A Cooper 3/19, A McLean 2/8, R Hagboom 2/19) b Wyalkatchem (2) 56 (B Coade 20, R Hagboom 11\*; G Louw 6/26, J Curtain 3/19).



### 2009 CSBP COUNTRY WEEK ALL-STARS TEAM:

Craig Anderson (Peel 1), Matthew Burley (North Midlands 1), Jamie Lee (Peel 1), Robert Marshall (Harvey), Gary Mills (Warren-Blackwood 1), Jay Pynenburg (Williams 1), Andrew Rose (Williams 1), Ashley Szbizziri (Eastern Goldfields 1), Darren Scott (Fortescue), Dane Ugle (Indigenous XI), Chris Zadow (Peel 1), Tyrone Miley (Williams 1), Daniel Welsh (Geraldton).

The CSBP Player of the Championships was Dane Ugle from the Indigenous XI.

### CSBP Junior Country Week

35 junior teams descended on the city in six sections for five days of exciting cricket action. Busselton-Margaret River won back-to-back A Section titles and took home the DK Carmody Trophy again. Exhausted parents and players drove home after the week-long tournament in great spirits, especially the Section winners, who were presented with their trophies in the Willow Room at the WACA Ground.


#### The Section Winners were:

A Section Busselton-Margaret River  
B Section Leschenault (1)  
C Section North West  
D Section Albany (2)  
E Section Green Range-Ongerup  
F Section Central Wheatbelt

### Aglime Cup

Formerly known as the Country Cup, Aglime sponsored a competition that continued its rich history and tradition with great success in 2008-09. 22 associations took part in this year's Aglime Cup, with Esperance creating history by winning the coveted trophy for the first time.

Esperance won the toss in the final and decided to bat first in cloudy conditions at the WACA Ground. Opening batsman Clancy Wheeler played superbly, amassing 67 in a beautifully balanced innings to give his side the initiative. Daniel Styles smashed 50 off just 34 balls to push the total to an imposing 9/256. Upper Great Southern's Mic Carmody (3/31) and Warren Bow (3/29) were best with the ball. The run chase started badly with opener Mitchell Fitt departing for no score to leave his side in trouble at 1/3, and wickets fell at regular intervals. Aaron McAuliffe (26) and dual Olympic medallist Bevan George (21) made starts but failed to go on with the job. When Lewis Hardie was dismissed, Upper Great Southern had slumped to 6/102. Rhett Ballard came in and hit a quick fire 47, and looked to be putting the chase back on track. But it was Esperance who would



The victorious Esperance team with the Aglime Cup on the hallowed WACA Ground.

not relent and applied extreme and prolonged pressure on Upper Great Southern, which forced further wickets to tumble in pursuit of quick runs. Walter, Weckhart, Wheeler and Stone all took two wickets apiece for Esperance as they ran out winners by 39 runs. Wheeler was named Player of the Final. Upper Great Southern's Warren Bow was awarded the best player of the finals series after two fine displays in both the semi-final and final.

The Country Cricket Board and the WACA would like to express its thanks to Aglime for their generous support of this prestigious tournament.

### Country XI

The 2008-09 Country XI's season started with a couple of well-received training sessions, culminating in a pre-season camp hosted at Lilac Hill.

The start of the season didn't serve the Country XI well as the lack of match practice showed and they suffered a defeat at the hands of Bayswater. The next two encounters were more encouraging with periods of good, and at times sensational, one day cricket. The performances steadily increased against Willetton and Perth.

The last game of the WACA Sunday League competition against Rockingham-Mandurah was the highlight as the Country XI chased down a big total to win a thriller. It was a reward for some good efforts and steady improvement throughout the season.

A standout performer was Rodney Ford, who led the side with distinction and showed qualities that would be welcomed in any team in the WACA District competition. His performances with bat and ball under extreme hardship were nothing short of sensational.

Other good performers were John Crognale, who was the most reliable of the bowlers with his left arm off-spin. He regularly held down the batsmen he bowled to. Chris Johnson proved he was a class performer with some top performances, along with Nick Willis.

Cody Bone showed evidence of things to come with his fast bowling, and both Neil Langenhoven and Ryan Redfern were reliable contributors.

The performances in the WACA Sunday League competition showed improvement as the season progressed and hopefully provides the players with the necessary self-belief required to keep performing at the level shown in the last game against the Mariners.

Special mention must be made of Greg Elliot for his valuable support as team manager, as well as Kevin Burns, the team scorer. Glen Dehring's efforts as selector were handled well, and his passion was evident for all to see. It really helped the team to have his presence around. David Natt and Shane Robbins' assistance was invaluable, and with strong characters like these men involved with the Country XI, the future looks promising.

### Country Colts

The 2008-09 Country Colts campaign began with a pre-season training program held in conjunction with the senior squad over three weekends at Lilac Hill, and finished with a practice match against Midland-Guildford Cricket Club. Many thanks to MGCC for making their facilities available and for fielding teams on the day.

The first Carlton Mid Colts game was held at Hillcrest Oval on 26 October against Bayswater-Morley and was reduced to a 29-over fixture due to overnight rain. Batting first, the Colts were 5/164 at the conclusion of the innings, with Leon Downie top-scoring (37) and Kendall Ballard adding 33. The Bears passed this total in the 24th over, losing only one wicket in the process.

The next fixture was a home game in Bunbury on 9 November against Willetton, and it was a thrilling match decided in the last over. Willetton batted first and compiled an impressive 8/233, with former Country Colts player Ben Beauglehole leading the charge (45) batting at number eight. Cody Henderson led the attack for the Colts, claiming 2/28 from eight overs. Leon Downie (31) and Clancy Wheeler (47) gave the Colts a great start, and a third wicket partnership of 87 between Aaron Quartermaine and Kendall Ballard saw them cruising at 3/174. However wickets then fell at a steady rate and the chase fell short in the last over as the Colts suffered a disappointing three-run loss.

Game three was scheduled to be played in Toodyay on 23 November against Perth CC, but was washed out due to heavy rain on the morning of the game.

The final fixture took place on 14 December at Lark Hill against Rockingham-Mandurah. Batting first, the Colts were dismissed in the 41st over for 179, and this was largely thanks to a mature innings from Curtis Guglielmana (83), and skipper Chad Hitchcock (31). Wicket-keeper Josh Petersen was the only other batsman to reach double figures (15). Needing early wickets to defend a modest total, the Colts started brilliantly through Cody Henderson, who claimed three wickets in one over to have the Mariners reeling at 3/16. Some brilliant fielding and tight bowling from leg-spinner Corey Fitt on debut saw Rockingham-Mandurah dismissed for 167. Henderson finished with the excellent figures of 4/29 from ten overs. The game also marked the end of the Colts careers of three prominent players who now move into senior ranks. Cody Henderson, Clancy Wheeler and Aaron Quartermaine have been loyal servants and travelled far and wide to represent the Country Colts. We wish them well in their future endeavours.

Although we did not reach the finals of the Carlton Mid Colts competition, the future looks bright with a large number of players tried at this level, and many showing they have the potential to further their cricket.

A special thanks to David Natt for his continued efforts as team manager over the course of the season, and to Chairman of Selectors Glen Dehring. Both have a passion for country cricket and it is our good fortune to have them on board.

**Shane Robbins**  
Coach

## CricketWest

Over the past two decades, the CricketWest competition has been dominated by the very strong WA Suburban Turf Cricket Association, making them the benchmark for the other four associations.

It is very pleasing that over the past few seasons the competition has become more even with the newly-named North Suburban Community Cricket Association, formerly the Wanneroo Cricket Association, winning the CricketWest Cup in the seniors. Swan Helena surprised by winning the colts and veterans for the 2008-09 season, which will encourage more players to want to become involved. CricketWest gives suburban players the opportunity to play on some of the best turf wicket grounds in the metropolitan area.

## CRICKETWEST REPRESENTATIVE CRICKET

The seniors and colts didn't enter the WACA Sunday League competition this year, so a trip to take on Bunbury in a representative match was organised to give the cream of the CricketWest crop a chance to pit themselves against the country stalwarts. The senior team, led by Chris Stone (WASTCA), batted first and were all out in the 50th over for 227. David Kelly (PCA) made a fine 66 and was supported by Ross Weaver (SHDCA), 30, Tim McCormick (WASTCA), 30, Chris Prescott (WASTCA), 19, and Paul Kajleski (SMCA), 20.

After a good start, Bunbury's innings felt apart with Woods (45), Guglielmana (23), and Radunovich (28) all posting respectable scores. For CricketWest, the spin twins John Braid (WCA), 4/29, and Richard Burlinson (WCA), 3/38, turned the tide and bowled Bunbury out for 167.

The colts team, led by Rich Oliver (SMCA), racked up an impressive 7/270, with Oliver scoring an unbeaten 86, Craig Bowden (WCA), 43, Brad Rodden (WASTCA), 27, Ben Sandhu (WASTCA), 25, and Danial Sadik (WCA), 20.

Batting second, Bunbury scored 183 with Daniel Sadik (WCA) the main destroyer (4/50). He was well supported by Brett Sprigg (SMCA), 2/21, and Brad Rodden (WASTCA), 1/13.

## CRICKETWEST CUP

**Seniors:** WASTCA 142 (J Polich 32, R Coverdale 23; R Burlinson 4/21, J Braid 2/35) lost to NSCCA 4/143 (C Rose 75; T McCormick 2/20)

**Player of the Match:** R Burlinson

**Colts:** SMCA 8/188 (R Oliver 78, B Clark 43, J Kenna 28; J Scoop 2/28, M Neves 3/44) lost to SHDCA 7/191 (T Stuart 57\*, Q Vistisen 36, N Daxter 25, A Brook 23\*; L Kenna 3/51, B Clark 2/29)

**Player of the Match:** T Stuart

**Veterans:** SMCA 127 (J Alcock 36, S Lockyear 32; D Macdonald 6/27, T Gedge 2/15) lost to SHDCA 3/129 (J Evans 27\*, W Osborne 25, A Pastides 24, D Macdonald 22, T Lynch 21\*; S D'Mello 3/35)

**Player of the Match:** D Macdonald

## CricketWest Cup Players of the Year

Seniors: I Stanger (WASTCA)

Colts: D Sadik (NSCCA)

Veterans: P Harrison (WASTCA)

## Perth CA (First Grade)

Scarborough Mercantile 196 b Leederville 180

## South Metropolitan CA (First Grade)

Leeming Spartan 6/196 b Armadale 121

## Swan and Helena Districts CA (First Grade)

Forrestfield 6/173 b Swan View 169

## NSCCA (First Grade)

Sorrento-Dun Craig 109 and 4/63 b Joondalup-Kinross 75 & 96

## WA Suburban Turf CA (First Grade)

Bentley 203 b Applecross 128



# Aglime of Australia

**BUILDING BETTER SOILS**

Proud Sponsor of the Aglime Cup



# THE LORD'S TAVERNERS (AUSTRALIA)

## WA BRANCH (INC.)



Mike Snell, Bob Massie, Laurie Mayne and John Moody  
at the Lord's Taverners Luncheon, May 2009.



## The Lord's Taverners

WA Branch Incorporated

### OFFICE BEARERS 2008-2009

**President:** John Moody AM

**Chairman:** Mike Snell

**Secretary:** John Sanders

**Treasurer:** Pina Caffarelli

**Committee:** Leo Crohan, Rod David, Peter Davies, Narelle Finch, Geoff Havercroft, Arthur Lodge, Mandy Loton, Murray McGill, Malcolm Moore, Darryl Smalley, John Snell, Harry Sorensen, Diane Valli, and Peter Wann.

Contact: [chairman@lordstavernerswa.com.au](mailto:chairman@lordstavernerswa.com.au)

John Snell stepped down from the Hon. Secretary's role after four years of outstanding service, but is continuing as a member of the Committee. John Sanders has taken on the Hon. Secretary's position.

### OBJECTIVES OF ASSOCIATION

The basic objective of Lord's Taverners is to encourage and promote the playing and enjoyment of cricket by young people but in particular those disadvantaged physically or mentally, socially, financially or by distance or other circumstances.

Lord's Taverners continues its close association with the WACA, particularly in the development of junior cricket in this state, and especially with youngsters in remote regions.

### TAVERNERS LINK WITH FAIRBRIDGE

Fairbridge is a non-profit charitable youth organisation in WA which focuses on working with young people in need to bring about a positive, sustainable difference in their lives. The Peel and WA Branches of Lord's Taverners have joined with the

WACA, Shire of Murray and Fairbridge through a Memorandum of Understanding to work towards the following objectives, which in summary read:

- Develop the oval at Fairbridge Village to be a multi-use sports ground to be accessed and utilised by disadvantaged young people to encourage and promote the playing of cricket and other sports.
- Work to establish cricket and sporting camps utilising the oval.
- Run a major annual fundraising event at Fairbridge Village.

Fairbridge Oval has been re-named The Lord's Taverners Oval. The Peel and WA Branches together have already contributed \$33,000 towards the development of the oval.

### BRADMAN 100TH ANNIVERSARY LUNCHEON

Lord's Taverners WA celebrated the life of Sir Donald Bradman with a special luncheon held in the WACA's Boundary Room on Wednesday 27 August 2008.

The 300 attendees were treated to stellar performances from our evergreen MC Trevor Jenkins and three excellent speakers - Allan Edwards, John Inverarity and Graeme Wood.

Allan reflected on what it was like to play against Bradman's "Invincibles" at the WACA Ground in 1948, Graeme proposed a toast to the memory of Sir Donald, and John provided his insight into Bradman 'the man' from his experiences as a near neighbour in Adelaide in the early 1980's.

Inverarity referred to Sir Donald's reputation as a prolific letter writer and added the little-known fact that, as such, the light in Sir Donald's study was invariably on until the early hours of the morning.

Members and their guests were also entertained with a special 'appearance' from The Don himself, via an audio tape of a wonderfully humorous speech he made to the Lord's Taverners in Adelaide in 1986. This was further supported with some historic video footage of Bradman in action and, per courtesy of WACA Museum Curator Steve Hall and Association Secretary Geoff Havercroft, a display of an outstanding collection of memorabilia highlighting Sir Donald's life.

It was indeed a memorable afternoon!

## JUNIOR TAVERNER AWARDS

Since the first of the prestigious Junior Taverner Awards were presented in 1987 most of the recipients have gone on to achieve success at local, interstate or international level.

The 2009 Awardees were Sam Whiteman and Emma King, and already they are making their mark at a senior level.

**Sam Whiteman** (17) played First Grade cricket with Rockingham-Mandurah CC last season, scoring 311 runs at an average of 25. Sam was Vice Captain of WA's Under 17 team, and in the National Championships he scored 252 runs at 36. In a 50-over match against Queensland, he scored 69 off just 80 balls. Sam is also a wicket-keeper of great promise.



**Emma King** (17) is from the Subiaco Marist club. Emma has been WA's Player of the Year in the Under 17s for the past two years and was selected in the Australian Under 18 Development Squad, which trained at the Centre of Excellence in Queensland. Emma is a top-order batter and off-spin bowler.



The Junior Taverner Awards were presented to Sam and Emma by the President of Lord's Taverners WA, John Moody AM, at a Members' Luncheon held at the WACA on 1 May 2009.

## WA VINTAGE CRICKETER 2009

Lord's Taverners WA has honoured Laurie Mayne as its Vintage Cricketer for 2009. This Award is made each year to a person identified as having made an outstanding contribution to Western Australian cricket on the playing field and/or in cricket administration.

Laurie Mayne has made a significant contribution to cricket in WA for over 50 years. He played in six Tests for Australia, 52 first class matches for WA, and a total of 139 First Grade games representing Claremont-Cottesloe, University and Mount Lawley. In his first Test match, in March 1965 against the West Indies in Kingston, Jamaica, he took 8/99 with his fast-medium deliveries.

Laurie Mayne has been a wonderful coach and mentor to many young aspiring fast bowlers, is still involved in local cricket as a bowling coach and manager of Claremont-Nedlands' Third Grade team, and is the current President of the WA Cricketers' Association.

## MASSIE'S MIRACLE MATCH

Members of Lord's Taverners WA, and their guests, attended a Luncheon held at the WACA Ground on Friday 1 May 2009 and were able to relive the moment in 1972 when Bob Massie, in his Test debut, bowled himself into the record books.

In that 1972 Lord's Test match, Massie took eight wickets in each innings with a combination of excellent line, length and late swing to ensure a great victory for Australia.

His match figures of 8/84 and 8/53 are the best ever by an Australian, and his 16/137 was the third best ever match figures to that time (behind Jim Laker's 19/90 and Sid Barnes' 17/159) and a world record for the best ever match figures on debut (later bettered by one run by Narendra Hirwani's 16/136).

Guests were able to enjoy a lively and entertaining exchange between Bob Massie and interviewer/MC Trevor Jenkins before watching some classic Ashes footage on film of Massie tormenting the English batsmen.

## INDIGENOUS YOUTH CAMP

Lord's Taverners WA and Nyoongar Sports co-sponsored the WACA's inaugural Indigenous Cricket High Performance Camp, held at Bunbury Cathedral Grammar School. Eighteen young cricketers (aged 13-17) from around Western Australia participated in a program overseen by specialists in all aspects of cricket, including Retravision Warrior Clint Heron.

One highlight of the successful camp was an opportunity to play a 50-over match against a visiting team from the UK - an Essex Academy XI - with a delighted WA Indigenous Youth XI prevailing by 67 runs.

There is widespread commitment to the worthwhile objective of providing greater opportunities for Indigenous youth to set their sights on participation in cricket at the highest level.

## TEST MATCH BREAKFAST



On the eve of Perth's 3 Mobile Test Match between Australia and South Africa, 645 Taverners and their guests filled to capacity a marquee erected on the practice wicket area at the WACA Ground on Tuesday 16 December 2008.

The Annual Lord's Taverners Test Match Breakfast, on this occasion, featured South African legend Barry Richards, Australia's most experienced and travelled cricket writer Mike Coward and WA's own Australian Test representative Mike Hussey.

Lead speaker Mike Coward said that the upcoming series of Test matches against South Africa were the most eagerly awaited in recent times. Barry Richards, one of the finest talents of the 20th century, whose place in history was cut short by South Africa's exclusion from participation in world cricket, entertained guests with his comments on the many changes to cricket in his lifetime. Mike Hussey gave us a taste of what we could expect over the following months - 11 Test matches and a host of ODIs and Twenty20 fixtures undertaken by the Australian team.

Following his vote of appreciation to the three speakers, Chairman Mike Snell also took the opportunity of recognising the support received from the various sponsors - UWA, Integrated Travel, Channel 9, Ferngrove Wines, Patersons Securities, Caffarelli & Associates and the WACA, and the significant roles played by the MC, Trevor Jenkins, and Auctioneer, John Garland.

### ONE OF PERTH'S MAJOR ATTRACTIONS

The WACA Ground remains a major attraction on the tourist landscape. The tours offered by the Museum are very popular with visitors to Perth. Since November 2007, the Museum has included a Monday tour, but it is only in the last 12 months that this has been advertised to the public. I am happy to say this initiative has proved very popular. Even with marginal increases in adult and concession prices, and despite gloomy economic predictions, close to 900 visitors have taken a Monday tour. Special thanks to Nigel Williams and George Pluske for facilitating these tours and making them such an enjoyable and memorable experience.

### THE LOST GENERATION PROJECT - JOSHUA BYRNE

In June 2009, the Museum was invited to take part in The Lost Generation Project, a joint initiative of the Disability in the Arts, Disadvantage in the Arts, Australia (WA) Inc. (DADAA (WA) Inc.) and Disability Services Commission's Accommodation Services Directorate (DSCASD). Joshua was joined by members of his family, and a production team filmed his visit to the WACA. The weather was kind enough to let Joshua fulfill a dream of having a hit out on the famous WACA Ground. A signature cricket bat, dedicated to Joshua, was signed by WACA CEO Graeme Wood and presented to him as a memento of his visit. The film will be screened in October by the City of Melville.



Joshua receives the signature bat signed by Graeme Wood

### NEW TO THE COLLECTION

The WACA Museum collection continues to be enriched by generous donations from cricket lovers throughout Western Australia. In addition to the many books we have received, some very significant cricket memorabilia has been donated to the museum, including:

- Three pennants featuring Sir Donald Bradman (Viner Family) were donated in September 2008. These pennants (c1930s) are in the design of a red ensign with the words 'Souvenir of Don Bradman', and include a picture of the cricket legend. The Museum retained two of the pennants, and, with the family's permission, forwarded one to the Bradman Museum in Bowral, NSW.

- In March 2009, WACA CEO Graeme Wood donated the 'Duncan Fearnley Supreme' cricket bat with which he scored his maiden Test century (126 not out against the West Indies in 1978). The bat has also been signed by the 1978 Australian team.
- In May 2009, the museum received a framed Australian 1997 Women's World Cup shirt. This has been signed by the Aussie team which won the sixth Women's World Cup in India, beating New Zealand in the final. Avril Fahey was WA's only representative in that squad and played throughout the World Cup, including the final. (Claire Hedges)

All of these cricket treasures will be featured in the museum over the coming season.

Thanks to all who loaned or donated cricket memorabilia to the WACA Museum during the year.



## WELCOME HOME

In December 2006, the WACA Museum contributed to the WA Museum's very successful 'Howzat' exhibition, which featured the famous Ashes urn. Following the 06-07 Ashes summer, a touring component from this major exhibition travelled to major regional centres including Kalgoorlie and Geraldton, allowing a further 70,000 people to see some of the treasures of Western Australian cricket. We welcome back into the collection some very famous cricket memorabilia, including a signed cricket bat from the inaugural WACA Test Match in 1970, a sleeveless Australian cricket vest worn by Zoe Goss, cricket programmes from the 1930s, 1940s and 1950s, and a cricket ball trophy for the best bowling average won by Lawler's W. Hurst, taking seven wickets for seven runs in a match against Darlot on 15 October 1900.

## WESTERN AUSTRALIAN CRICKET GALLERY OF GREATS

The Western Australian Cricket Association's hall of fame continued to grow this year, with Laurie Sawle and Allan Edwards inducted into the 'Gallery of Greats'. Please refer to the Gallery of Greats section elsewhere in this publication.

## SPECIAL THANKS

I would like to take this opportunity to thank all of the wonderful Museum volunteers for their loyal service throughout the year. Great demands are placed on their valuable time and I am very grateful to them for the significant contribution they make to the Museum and the WACA. Whether it is serving visitors in the gift shop or entertaining them on a ground tour, the volunteers always promote the famous WACA Ground and ensure the visitor's experience is a memorable one. Thanks to all of you for your support.

## COME AND JOIN US

WACA Members and friends are invited to become volunteers at the Museum. If you have some free time and would like to mix with visitors from around Australia and overseas, call 9265 7318 or email [museum@waca.com.au](mailto:museum@waca.com.au) for further information.

## WACA MUSEUM PATRON - MR DK LILLEE MBE

The WACA Museum acknowledges with thanks the significant contribution of WACA President, Mr Dennis Lillee MBE, as our Honorary Patron. In what has been another very busy year, the Museum is very grateful for his valued and continued support.

# WACA Museum & Ground Tours



Catch the Spirit for the coming season with a tour of the WACA Museum and Ground. Museum exhibits and photographs document the story of cricket at the WACA dating from the 1800s to the present. Theme rooms include The International Room, The Sir Donald Bradman Room, The Local History Room, The Bat Room, The Centenary of Federation Room and much more.

View the infamous 'underarm ball' from the Australia v New Zealand clash at the MCG in 1981.

Visit the Museum Gift Shop for WACA Merchandise and Memorabilia. Be prepared for the season with WACA and Warriors clothing, caps and hats. The Gift Shop also sells, for that very special gift, WACA authenticated memorabilia of

our Team of the Century, including the greats of WA and Australian cricket Dennis Lillee, Rod Marsh, Graham McKenzie, Kim Hughes, Tom Moody and Justin Langer.

### Museum and Gift Shop

Opening hours 10am to 3pm weekdays  
On Match Days at announced times

### Ground Tours

At 10am and 1pm  
Monday to Thursday  
Tours are booked at and  
leave from the Museum

### How to get there

Free RED CAT buses  
every 7 minutes from the city centre  
to the WACA Ground (Stop 6)



## In Memoriam

The Western Australian Cricket Association (Inc.) extends sincere sympathy to the family and friends of the following Members for whom we have advice of their untimely passing during the period covered by this year book. Any omission in failing to acknowledge the passing of a valued Member is sincerely regretted.

Mr Robert Blackwood	Mr Neil Flood	Mr Murray Higham	Mrs Joan K Murdock	Mrs Averil Tolson
Mrs Judy Condon	Mr Kevin F Giudice	Mrs Glenice Jones	Dr John Pougher	Mr Edward Trainer
Mr Barry D Conroy	Mr Norman FT Gough	Dr Richard Joske	Mr Jack Riatti	Mr Gerard B Treanor
Mrs Matilda Ducker	Mrs Norma Gray	Mr Ian C McGlew	Mr David Roberts	Mr Frederic J Waldeck
Mr Peter D Durack	Mr Dudley A Harding	Mr Arthur C Kelly	Mr Desmond Sheridan	Mr Jack AS Warwick
Mr Donald R Gordon	Mr Mervyn Hawthorne	Mrs Claire Laver	Mr Ronald B Smith	Mr Peter J Waugh
Mrs Matilda Ducker	Mr Mick Hensworth	Mr Robert B Main	Mr Robert G Sutherland	Mr Lynn Wilkinson
Miss Eileen Duggan	Dr Frederick Heyworth	Mr Charles Meaghan	Mrs Norah Thompson	Mr Barry A Williamson

### GC (GERRY) ARTHUR

The death occurred in November 2008 of Gerry Arthur, WA's oldest first class cricketer. He was 95. Born at Yarloop in 1913, he was educated locally and at Christian Brothers College in Perth. It was there he showed great promise as a batsman and wicket-keeper. In his last year at school, 1931, he played with Barney O'Shaughnessy and Jack Shea in the winning Darlot Cup team. They also went on to play state cricket having benefited from the tutelage of Leo Ryan, a WA selector.

His right hand batting produced 587 runs at an average of 36.68, and together with his wicket-keeping, he warranted further scrutiny. He joined his two brothers at North Perth in 1932-33 and had a good debut season. He spent one year with West Perth in 1934-35, before moving to Subiaco where he blossomed. In 1936-37 he scored his first century and helped them to win a premiership.

This prompted the state selectors to pick him as an understudy for the 1937-38 interstate tour. He played three first class games and kept wicket in one match, despite the presence of the incumbent Ossie Lovelock. However, the sinister events in the northern hemisphere meant fewer opportunities. His WA performances had yielded 53 runs at an average of 8.83, he took four catches and effected one stumping.

In October 1940 he enlisted in the AIF and spent time in training at Northam. He found time to play four matches for Northam-AIF in the 1941 Country Week, where he scored 205 runs at 51.25. He was posted overseas with the 2/4 Machine Gun Battalion. They arrived in Singapore just as the Japanese captured that stronghold. Gerry then spent over three years in the infamous Changi prison camp but miraculously survived to be discharged in 1946.

Later that year he resumed his club cricket - this time with Mount Lawley, where he played for four seasons before retiring. In fact, in both of his last two seasons he scored over 500 runs. In all he played 13 seasons and scored 4417 runs at an average of 26.14, with two centuries. His highest score was 118, and he added 147 catches and 57 stumpings to his record.

On leaving school Gerry worked in the timber transport industry before becoming a tailor. After the war he joined the Public Service before transferring to the North West, and then Darwin in 1966. He moved to the Health Department and returned to Perth in 1972, before he retired. He was still keenly interested in cricket but played no other sports. He devoted his remaining days to his family and his garden.

A single man when he returned from the war, he decided, when well enough, to visit a fellow Changi internee in the northern Wheatbelt. There he met a lady who turned his head. They married and had six children - four girls and two boys. His wife, Gwen, and five of his offspring survive him.

### PA (PAUL) NICHOLLS

In January 2009, former state cricketer and East Fremantle footballer Paul Nicholls died, aged 62. Born in Fremantle, the son of sports loving parents, he was educated at John Curtin High School. He also played his junior sport in the area. A tall right hand batsman and off-break bowler, he made his First Grade cricket debut for University in 1968-69. After three seasons, his right arm off-breaks began producing plenty of wickets at low cost.



The WA selectors chose him for his Sheffield Shield debut against South Australia in Adelaide in 1971-72. He vindicated his selection by taking 5/68 in the second innings. Unfortunately lesser results followed, so to broaden his knowledge he went to England in 1972 and 1973 to play for Haslingden in the Lancashire League. In between trips, he helped Claremont-Cottesloe to win a premiership in 1972-73.

He lost favour at state level but continued to be a good performer for his clubs (he played for four). He was surprisingly recalled in 1977-78, but was only selected for four more matches. His state



Umpire Randolph Woolridge is congratulated by (L-R) Brad Williams, Sean Cary and Adam Gilchrist

record stood at 19 matches, 492 runs at an average of 23.42, 30 wickets at 31.43, and seven catches.

He also tried to combine studies with football. He played in East Fremantle's 1974 premiership team by holding down the important position of centre half-forward. He retired in 1976 having played four seasons, 52 matches and kicking 88 goals.

As an economics and law graduate, he accepted an offer to join a practice in Albany that he took up in January 1980. He had played 12 seasons of District cricket and 138 matches, scoring 4553 runs at an average of 32.06 including six centuries, captured 214 wickets at 22.06, and held 67 catches. His highest score was 151 and his best bowling performance was 6/48.

Such was his reputation he was persuaded to play in the annual Country Week competition. He played ten seasons for Albany, the last three of which was in the second team to help the up-and-coming players including his son, James. He scored 948 runs at an average of 29.62 with one century, and took 71 wickets at 20.14, including a best of 6/49.

The family returned to Perth to pursue his legal career. He watched his sons progress from school cricket to District cricket and considered maintaining an involvement by taking up umpiring. He studied the required course and began in the 1996-97 season. However, after 66 matches and the prospect of advancement to first class level, he was promoted to resident magistrate in Port Hedland in 2003. This was followed by a short stint in Northam before a further promotion to the bench as a senior magistrate in Perth.

He leaves his wife Beverley, two sons Andrew and James, who both played First Grade cricket, and a daughter.

### RJ (RANDOLPH) WOOLRIDGE

The death occurred in May 2009 of former first class umpire, Randolph Woolridge, aged 53. He had stood in 12 first class and eight one day matches as a Western Australian representative.

Born in India, he migrated to Perth due to better employment and educational opportunities for himself and his family. He was a senior process operator with a major manufacturing firm.

Like all keen parents he took a great deal of interest in his children's recreation, and when his son commenced junior cricket he was pressured into officiating. When no longer required for junior matches, he wished to extend his involvement at senior level. So he studied and obtained the necessary credentials to enter the WACA District competition in 1994-95. In eight seasons he stood in 121 matches, which included 48 First Grade and 19 Sunday League fixtures.

In 1997-98, he became Treasurer of the WA Cricket Umpires Association, a post he held for four seasons. During his tenure he controlled the intra-association merchandise and helped with tricky negotiations on other matters. He was also an integral part of the annual training camps.

He leaves his wife, Olive, and married children, Damien and Angela.



## Statistics

WACA Ground Records & Scores	146
Players selected from Western Australia to represent Australia in Test Matches and Touring Teams	147
Test Match Records for WA Players	151
One Day International Records for WA Players	154
Twenty20 International Records for WA Players	155
WA's First Class Record from 1892	156
Interstate & International Matches	157
First Class Cricket Outstanding Bowling Performances	162
Century Makers	168
Career Records for WA & WA Combined XI	177
<b>SHEFFIELD SHIELD</b>	184
Wicket-Keepers	186
Batting	188
Bowling	192
Leading Aggregates & Averages	195
Century Partnerships	197
<b>INTERSTATE ONE DAY</b>	204
One Day Records	206
<b>INTERSTATE TWENTY20</b>	211
<b>DISTRICT CRICKET</b>	213
Aggregates, Averages & Awards	217

These statistics have been updated by WACA Statistician Charlie Bull and Cricket Historian Bill Reynolds.

## GROUND RECORDS

	FIRST CLASS		ONE DAY DOMESTIC	
Highest innings total for WA	654 v Victoria	1986-87	6/340 v Queensland	2006-07
Highest innings total against WA	3/603 dec by Victoria	2003-04	8/309 by New South Wales	2005-06
Lowest innings total for WA	52 v England	1978-79	77 v Queensland	1976-77
Lowest innings total against WA	52 by Queensland	1982-83	62 by Queensland	1976-77
Highest individual innings for WA	355* GR Marsh v South Australia	1989-90	167 MW Goodwin v New South Wales	2000-01
Highest individual innings against WA	356 BA Richards for South Australia	1970-71	140* PC Nobes for South Australia	1994-95
Best bowling in an innings for WA	10/44 IJ Brayshaw v Victoria	1967-68	5/15 DL Boyd v Victoria	1982-83
Best bowling in an innings against WA	8/58 SR Clark for New South Wales	2006-07	5/36 AG Hurst for Victoria	1978-79
Best bowling in a match for WA	14/87 TM Alderman v New South Wales	1981-82	-	
Best bowling in a match against WA	12/82 NJN Hawke for South Australia	1961-62	-	

	TEST		ONE DAY INTERNATIONAL	
Highest innings total for Australia	6/735 dec v Zimbabwe	2003-04	5/302 v Zimbabwe	2000-01
Highest innings total against Australia	585 by West Indies	1975-76	6/301 by Zimbabwe	2003-04
Lowest innings total for Australia	76 v West Indies	1984-85	91 v West Indies	1986-87
Lowest innings total against Australia	62 by Pakistan	1981-82	6/159 by New Zealand	1985-86
Highest individual innings for Australia	380 ML Hayden v Zimbabwe	2003-04	144* DR Martyn v Zimbabwe	2000-01
Highest individual innings against Australia	169 R Fredericks for West Indies	1975-76	119 S Carlisle for Zimbabwe	2000-01
Best bowling in an innings for Australia	8/24 GD McGrath v Pakistan	2004-05	5/21 AIC Dodemaide v Sri Lanka	1987-88
Best bowling in an innings against Australia	7/25 CEL Ambrose for West Indies	1992-93	5/15 R Shastri for India	1991-92
Best bowling in a match for Australia	13/217 MG Hughes v West Indies	1988-89	-	
Best bowling in a match against Australia	11/155 RJ Hadlee for New Zealand	1985-86	-	

### GROUND ATTENDANCE RECORDS

Winter Sport	34,317	September 24, 1994	West Coast Eagles v Melbourne	AFL Football (Preliminary Final)
Cricket	28,210	January 16, 1994	Australia v South Africa	One Day International
Cricket	24,268	December 14, 2006	Australia v England	Test Match (Day 1)



# PLAYERS SELECTED FROM WA TO REPRESENT AUSTRALIA

## TM ALDERMAN (41 TESTS)

Australian Tour Sri Lanka and England	1981	6 Tests
Pakistan Tour of Australia	1981-82	3 Tests
West Indies Tour of Australia	1981-82	2 Tests
Australian Tour of New Zealand	1982	3 Tests
Australian Tour of Pakistan	1982	1 Test
England Tour of Australia	1982-83	1 Test
Australian Tour of West Indies	1984	3 Tests
Australian Tour of India	1984	
West Indies Tour of Australia	1984-85	3 Tests
Australian Tour of Sharjah	1985	
West Indies Tour of Australia	1988-1989	2 Tests
Australian Tour of England	1989	6 Tests
New Zealand Tour of Australia	1989-90	1 Test
Sri Lanka Tour of Australia	1989-90	2 Tests
Pakistan Tour of Australia	1989-90	2 Tests
Australian Tour of New Zealand	1989-90	1 Test
Australian Tour of Sharjah	1990	
England Tour of Australia	1990-91	4 Tests
Australian Tour of West Indies	1991	1 Test

## J ANGEL (4 TESTS)

West Indies Tour of Australia	1992-93	1 Test
Australian Tour of Sri Lanka and Pakistan	1994	2 Tests
England Tour of Australia	1994-95	1 Test
Australian Tour of New Zealand	1995	

## GC BECKER

Australian Tour of South Africa	1966-67	
---------------------------------	---------	--

## EH BROMLEY (2 TESTS)

A Western Australian transferred to and was playing for Victoria when he represented Australia in the 4th Test match v England in Australia, 1932-33 and was a member of the 1934 Australian team which toured England (Played in the 2nd Test)

## D CHADWICK

Australian Tour of New Zealand	1970	
--------------------------------	------	--

## WM CLARK (10 TESTS)

Indian Tour of Australia	1977-78	5 Tests
Australian Tour of West Indies	1978	4 Tests
Pakistan Tour of Australia	1979	1 Test

## WG DRIVER (Ex VIC)

Australian Tour of New Zealand	1950	
--------------------------------	------	--

## BR DOREY

Australian Tour of Bangladesh		
-------------------------------	--	--

## R EDWARDS (20 TESTS)

Australian Tour of United Kingdom	1972	4 Tests
Pakistan Tour of Australia	1972-73	2 Tests
Australian Tour of West Indies	1973	5 Tests
MCC Tour of Australia	1974-75	5 Tests
Australian Tour of England	1975	4 Tests

## WJ EDWARDS (3 TESTS)

MCC Tour of Australia	1974-75	3 Tests
-----------------------	---------	---------

## JB GANNON (3 TESTS)

Indian Tour of Australia	1977-78	3 Tests
--------------------------	---------	---------

## RA GAUNT (3 TESTS)

Australian Tour of New Zealand	1957	
Australian Tour of South Africa	1957-58	1 Test
Australian Tour of New Zealand	1960	
Transferred to Victoria prior to the 1960-61 season and was selected from that State for the Australian Tour of the United Kingdom, 1961 (Played in the 5th Test)		
Played in 3rd Test against South Africa	1963-64	

## AC GILCHRIST (96 TESTS)

Australian Tour of India	1996	
Australian Tour of South Africa	1997	
Australian Tour of England	1997	
Australian Tour of New Zealand	1998	
Australian Tour of India	1998	
Australian Tour of Sharjah	1998	
Australian Tour to Comm Games in Malaysia	1998	
Australian Tour to Wills International Cup in Bangladesh	1998	
Australian Tour of West Indies	1999	
World Cup in England	1999	
Australian Tour of Sri Lanka	1999	
Australian Tour of Zimbabwe	1999	
Pakistan Tour of Australia	1999-2000	3 Tests
India Tour of Australia	1999-2000	3 Tests
Australian Tour of New Zealand	2000	3 Tests
Australian Tour of South Africa		
Australian Tour to Kenya	2000-01	
West Indies Tour of Australia	2000-01	5 Tests
Zimbabwe Tour of Australia	2000-01	
Australian Tour of India	2000-01	3 Tests
Australian Tour of England	2001	5 Tests
New Zealand Tour of Australia	2001-02	3 Tests
South African Tour of Australia	2001-02	3 Tests
Australian Tour of South Africa	2002	3 Tests
Australia v Pakistan - Colombo and Sharjah	2002	3 Tests
England Tour of Australia	2002-03	5 Tests
World Cup in South Africa	2003	
Australian Tour of West Indies	2003	4 Tests
Bangladesh Tour of Australia	2003	2 Tests
Zimbabwe Tour of Australia	2003-04	2 Tests
India Tour of Australia	2003-04	4 Tests
Australian Tour of Sri Lanka	2004	3 Tests
Australian Tour of Zimbabwe	2004 (2 Tests cancelled)	
Sri Lanka Tour of Australia	2004	2 Tests
Australian Tour of India	2004	4 Tests
New Zealand Tour of Australia	2004	2 Tests
Pakistan Tour of Australia	2004-05	3 Tests
West Indies Tour of Australia	2004-05	
Australian Tour of New Zealand	2005	3 Tests
Australian Tour of England	2005	5 Tests
West Indies Tour of Australia	2005-06	3 Tests
South Africa Tour of Australia	2005-06	3 Tests
Australian Tour of South Africa	2005-06	3 Tests
World XI in Australia	2005	1 Test
Australia Tour of Bangladesh	2006	2 Tests
England Tour of Australia	2006-07	5 Tests
World Cup in West Indies	2007	
World Twenty20 in South Africa	2007	
Australian Tour of India	2007-08	
Sri Lanka Tour of Australia	2007-08	2 Tests
India Tour of Australia	2007-08	4 Tests

## DE HOARE (1 TEST)

West Indies Tour of Australia	1960-61	1 Test
-------------------------------	---------	--------

## TG HOGAN (7 TESTS)

Australian Tour of Sri Lanka	1983	1 Test
Prudential World Cup in England	1983	
Pakistan Tour of Australia	1983-84	1 Test
Australian Tour of West Indies	1984	5 Tests
Australian Tour of India	1984	

## GB HOGG (7 TESTS)

Australian Tour of Sri Lanka	1996	
Australian Tour of India	1996	1 Test
World Cup in South Africa	2003	
Australian Tour of West Indies	2003	2 Tests
Zimbabwe Tour of Australia	2003-04	1 Test
Australian Tour of Sri Lanka	2004	
Australian Tour of Zimbabwe	2004 (2 Tests cancelled)	
New Zealand Tour of Australia	2004	
Pakistan Tour of Australia	2004-05	

West Indies Tour of Australia	2004-05	
Australian Tour of New Zealand	2005	
Australian Tour of Bangladesh	2006	
Australian Tour of Malaysia and India	2006	
Australian Tour of New Zealand	2006-07	
World Cup in West Indies	2007	
Australian Tour of India	2007-08	
India Tour of Australia	2007-08	3 Tests

#### JM HUBBLE

Australian Tour of South Africa	1966-67	
---------------------------------	---------	--

#### KJ HUGHES (70 TESTS)

Pakistan Tour of Australia	1976-77	
Australian Tour of New Zealand	1977	
Australian Tour of United Kingdom	1977	1 Test
Indian Tour of Australia	1977-78	2 Tests
Australian Tour of West Indies	1978	
England Tour of Australia	1978-79	6 Tests
Pakistan Tour of Australia	1979	2 Tests
Australian World Cup of England	1979	
Australian Tour of India	1979	6 Tests
England Tour of Australia	1979-80	3 Tests
West Indies Tour of Australia	1979-80	3 Tests
Australian Tour of Pakistan	1980	3 Tests
Australian Centenary Visit to England	1980	1 Test
New Zealand Tour of Australia	1980-81	3 Tests
Indian Tour of Australia	1980-81	3 Tests
Australian Tour of Sri Lanka & United Kingdom	1981	6 Tests
Pakistan Tour of Australia	1981-82	3 Tests
West Indies Tour of Australia	1981-82	3 Tests
Australian Tour of New Zealand	1982	3 Tests
Australian Tour of Pakistan	1982	3 Tests
England Tour of Australia	1982-83	5 Tests
Prudential World Cup in England	1983	
Pakistan Tour of Australia	1983-84	5 Tests
Australian Tour of West Indies	1984	5 Tests
Australian Tour of India	1984	
West Indies Tour of Australia	1984-85	4 Tests
Australian Tour of Sharjah	1985	

#### MEK HUSSEY (37 TESTS)

Australian Tour of New Zealand	2005	
West Indies Tour of Australia	2005-06	3 Tests
South Africa Tour of Australia	2005-06	3 Tests
Australian Tour of South Africa	2005-06	3 Tests
Australian Tour of Bangladesh	2006	2 Tests
Australian Tour of Malaysia and India	2006	
England Tour of Australia	2006-07	5 Tests
Australian Tour of New Zealand	2006-07	
World Cup in West Indies	2007	
World Twenty20 in South Africa	2007	
Sri Lanka Tour of Australia	2007-08	2 Tests
India Tour of Australia	2007-08	4 Tests
Australian Tour of West Indies	2008	3 Tests
Bangladesh Tour of Australia	2008-09	
Australian Tour of India	2008-09	4 Tests
New Zealand Tour of Australia	2008-09	2 Tests
South Africa Tour of Australia	2008-09	3 Tests
Australian Tour of South Africa	2008-09	3 Tests

#### RJ INVERARITY (6 TESTS)

Australian Tour of United Kingdom	1968	2 Tests
West Indies Tour of Australia	1968-69	1 Test
Australian Tour of New Zealand	1970	
Australian Tour of United Kingdom	1972	3 Tests

#### JT IRVINE

Australian Tour of India	1969	
Australian Tour of South Africa	1970	

#### MG JOHNSON (Ex QLD) (12 TESTS)

Bangladesh Tour of Australia	2008-09	
Australian Tour of India	2008-09	4 Tests
New Zealand Tour of Australia	2008-09	2 Tests
South Africa Tour of Australia	2008-09	3 Tests
Australian Tour of South Africa	2008-09	3 Tests

#### BP JULIAN (7 TESTS)

Australian Tour of England	1993	2 Tests
England Tour of Australia	1994-95	
Australian Tour of West Indies	1995	4 Tests
Sri Lanka Tour of Australia	1995-96	1 Test
Australian Tour of South Africa	1997	
Australian Tour of England	1997	
Australian Tour to Comm Games in Malaysia	1998	
Australian Tour to Wills International Cup in Bangladesh	1998	
Australian Tour of West Indies	1999	
World Cup in England	1999	

#### SM KATICH (1 TEST)

Australian Tour of Sri Lanka	1999	
Australian Tour of Zimbabwe	1999	
Australian Tour of England	2001	1 Test

#### BM LAIRD (21 TESTS)

Australian Tour of England	1975	
England Tour of Australia	1979-80	2 Tests
West Indies Tour of Australia	1979-80	3 Tests
Australian Tour of Pakistan	1980	3 Tests
Australian Centenary Visit to England	1981	1 Test
Pakistan Tour of Australia	1981-82	3 Tests
West Indies Tour of Australia	1981-82	3 Tests
Australian Tour of New Zealand	1982	3 Tests
Australian Tour of Pakistan	1982	3 Tests

#### JL LANGER (105 TESTS)

West Indies Tour of Australia	1992-93	2 Tests
Australian Tour of New Zealand	1993	3 Tests
Australian Tour of Sharjah	1994	
Australian Tour of Sri Lanka and Pakistan	1994-5	1 Test
Australian Tour of West Indies	1995	
West Indies Tour of Australia	1996-97	2 Tests
Australian Tour of England	1997	
Australian Tour of Pakistan	1998	3 Tests
England Tour of Australia	1998	5 Tests
Australian Tour of West Indies	1999	4 Tests
Australian Tour of Sri Lanka	1999	3 Tests
Australian Tour of Zimbabwe	1999	1 Test
Pakistan Tour of Australia	1999-2000	3 Tests
India Tour of Australia	1999-2000	3 Tests
Australian Tour of New Zealand	2000	3 Tests
West Indies Tour of Australia	2000-01	5 Tests
Australian Tour of India	2000-01	3 Tests
Australian Tour of England	2001	1 Test
New Zealand Tour of Australia	2001-02	3 Tests
South Africa Tour of Australia	2001-02	3 Tests
Australian Tour of South Africa	2002	3 Tests
Australian v Pakistan - Colombo and Sharjah	2002	3 Tests
England Tour of Australia	2002-03	5 Tests
Australian Tour of West Indies	2003	4 Tests
Bangladesh Tour of Australia	2003	2 Tests
Zimbabwe Tour of Australia	2003-04	2 Tests
India Tour of Australia	2003-04	4 Tests
Australian Tour of Sri Lanka	2004	3 Tests
Australian Tour of Zimbabwe	2004 (2 Tests cancelled)	
Sri Lanka Tour of Australia	2004	2 Tests
Australian Tour of India	2004	4 Tests
New Zealand Tour of Australia	2004	2 Tests
Pakistan Tour of Australia	2004-05	3 Tests
Australian Tour of New Zealand	2005	3 Tests
Australian Tour of England	2005	5 Tests
West Indies Tour of Australia	2005-06	1 Test
South Africa Tour of Australia	2005-06	2 Tests
Australian Tour of South Africa	2005-06	3 Tests
World XI in Australia	2005	1 Test
England Tour of Australia	2006-07	5 Tests

#### DK LILLEE (70 TESTS)

Australian Tour of New Zealand	1970	
MCC Tour of Australia	1970-71	2 Tests
Australian Tour of United Kingdom	1972	5 Tests
Pakistan Tour of Australia	1972-73	3 Tests
Australian Tour of West Indies	1973	1 Test
MCC Tour of Australia	1974-75	6 Tests
Australian Tour of England	1975	4 Tests
West Indies Tour of Australia	1975-76	5 Tests
Pakistan Tour of Australia	1976-77	3 Tests
Australian Tour of New Zealand	1977	2 Tests
MCC Centenary visit to Australia	1977	1 Test

England Tour of Australia	1979-80	3 Tests
West Indies Tour of Australia	1979-80	3 Tests
Australian Tour of Pakistan	1980	3 Tests
Australian Centenary Visit to England	1980	1 Test
New Zealand Tour of Australia	1980-81	3 Tests
Indian Tour of Australia	1980-81	3 Tests
Australian Tour of Sri Lanka and United Kingdom	1981	6 Tests
Pakistan Tour of Australia	1981-82	3 Tests
West Indies Tour of Australia	1981-82	3 Tests
Australian Tour of New Zealand	1982	3 Tests
England Tour of Australia	1982-83	1 Test
Australian Tour of Sri Lanka	1983	1 Test
Prudential World Cup in England	1983	
Pakistan Tour of Australia	1983-84	5 Tests

#### KH MACLEAY

Prudential World Cup in England	1983	
---------------------------------	------	--

#### GD MCKENZIE (60 TESTS)

Australian Tour of United Kingdom	1961	3 Tests
MCC Tour of Australia	1962-63	5 Tests
South African Tour of Australia	1963-64	5 Tests
Australian Tour of United Kingdom	1964	5 Tests
Australian Tour of India - 3 Tests and Pakistan - 1 Test, following the Australian Tour in the United Kingdom	1964	5 Tests
Pakistan Tour of Australia	1964-65	1 Test
Australian Tour of West Indies	1965	5 Tests
MCC Tour of Australia	1965-66	4 Tests
Australian Tour of South Africa	1966-67	5 Tests
Indian Tour of Australia	1967-68	2 Tests
Australian Tour of United Kingdom	1968	5 Tests
West Indies Tour of Australia	1968-69	5 Tests
Australian Tour of India	1969	5 Tests
Australian Tour of South Africa	1970	3 Tests
MCC Tour of Australia	1970-71	3 Tests

#### MF MALONE (1 TEST)

Australian Tour of United Kingdom	1977	1 Test
Australian Tour of Pakistan	1980	

#### AL MANN (4 TESTS)

Indian Tour of Australia	1977-78	4 Tests
--------------------------	---------	---------

#### GR MARSH (50 TESTS)

Indian Tour of Australia	1985-86	3 Tests
Australian Tour of New Zealand	1985-86	3 Tests
Australian Tour of Sharjah	1986	
Australian Tour of India	1986	3 Tests
England Tour of Australia	1986-87	5 Tests
Australian Tour of Sharjah	1987	
World Cup Tour India 6 Pakistan	1987	
New Zealand Tour of Australia	1987-88	3 Tests
England Tour of Australia (Bicentenary)	1987-88	1 Test
Sri Lanka Tour of Australia	1987-88	1 Test
Australian Tour of Pakistan	1988	3 Tests
West Indies Tour of Australia	1988-89	5 Tests
Australian Tour of England	1989	6 Tests
Pakistan Tour of Australia	1989-90	2 Tests
Australian Tour of New Zealand	1989-90	1 Test
Australian Tour of Sharjah	1990	
England Tour of Australia	1990-91	5 Tests
Australian Tour of West Indies	1991	5 Tests
Indian Tour of Australia	1991-92	4 Tests
World Cup in Australia	1992	

#### RW MARSH (96 TESTS)

MCC Tour of Australia	1970-71	6 Tests
Australian Tour of United Kingdom	1972	5 Tests
Pakistan Tour of Australia	1972-73	3 Tests
Australian Tour of West Indies	1973	5 Tests
New Zealand Tour of Australia	1973-74	3 Tests
Australian Tour of New Zealand	1973-74	3 Tests
MCC Tour of Australia	1974-75	6 Tests
Australian Tour of England	1975	4 Tests
West Indies Tour of Australia	1975-76	6 Tests
Pakistan Tour of Australia	1976-77	3 Tests
Australian Tour of New Zealand	1977	2 Tests
MCC Centenary visit to Australia	1977	1 Test
Australian Tour of United Kingdom	1977	5 Tests
England Tour of Australia	1979-80	3 Tests
West Indies Tour of Australia	1979-80	3 Tests

Australian Tour of Pakistan	1980	3 Tests
Australian Centenary Visit to England	1980	1 Test
New Zealand Tour of Australia	1980-81	3 Tests
Indian Tour of Australia	1980-81	3 Tests
Australian Tour of Sri Lanka & United Kingdom	1981	6 Tests
Pakistan Tour of Australia	1981-82	3 Tests
West Indies Tour of Australia	1981-82	3 Tests
Australian Tour of New Zealand	1982	3 Tests
Australian Tour of Pakistan	1982	3 Tests
England Tour of Australia	1982-83	5 Tests
Pakistan Tour of Australia	1983-84	5 Tests

#### SE MARSH

Australian Tour of West Indies	2008	
Bangladesh Tour of Australia	2008-09	
Australian Tour of India	2008-09	
South African Tour of Australia	2008-09	
New Zealand Tour of Australia	2008-09	
Australian Tour of UAE (v Pakistan)	2008-09	

#### DR MARTYN (65 TESTS)

Australian Tour of Sri Lanka	1992	
West Indies Tour of Australia	1992-93	4 Tests
Australian Tour of New Zealand	1993	1 Test
Australian Tour of England	1993	
South African Tour of Australia	1993-94	2 Tests
Australian Tour of India	1998	
Australian Tour of Sharjah	1998	
Australian Tour to Comm Games in Malaysia	1998	
Australian Tour to Wills International Cup in Bangladesh	1998	
Australian Tour of West Indies	1999	
World Cup in England	1999	
Australian Tour of Sri Lanka	1999	
Australian Tour of Zimbabwe	1999	
Pakistan Tour of Australia	1999-2000	
India Tour of Australia	1999-2000	
Australian Tour of New Zealand	2000	3 Tests
Australian Tour of South Africa		
Australian Tour of Kenya	2000-01	
West Indies Tour of Australia	2000-01	1 Test
Australian Tour of India	2000-01	
Australian Tour of England	2001	5 Tests
New Zealand Tour of Australia	2001-02	3 Tests
South Africa Tour of Australia	2001-02	3 Tests
Australian Tour of South Africa	2002 - 3 Tests	
Australia v Pakistan - Colombo and Sharjah	2002 - 3 Tests	
England Tour of Australia	2002-03	5 Tests
World Cup in South Africa	2003	
Zimbabwe Tour of Australia	2003-04	2 Tests
India Tour of Australia	2003-04	4 Tests
Australian Tour of Sri Lanka	2004	3 Tests
Australian Tour of Zimbabwe	2004 (2 Tests cancelled)	
Sri Lanka Tour of Australia	2004	2 Tests
Australian Tour of India	2004	4 Tests
New Zealand Tour of Australia	2004	2 Tests
Pakistan Tour of Australia	2004-05	3 Tests
West Indies Tour of Australia	2004-05	
Australian Tour of New Zealand	2005	3 Tests
Australian Tour of England	2005	5 Tests
Australian Tour of South Africa	2005-06	3 Tests
Australian Tour of Bangladesh	2006	1 Test
Australian Tour of Malaysia and India	2006	
England Tour of Australia	2006-07	2 Tests

#### RAL MASSIE (6 TESTS)

Australian Tour of United Kingdom	1972	4 Tests
Pakistan Tour of Australia	1972-73	2 Tests
Australian Tour of West Indies	1973	

#### CD MATTHEWS (3 TESTS)

England Tour of Australia	1986-87	2 Tests
West Indies Tour of Australia	1988-89	1 Test

#### LC MAYNE (6 TESTS)

Australian Tour of West Indies	1965	3 Tests
Australian Tour of India	1969	1 Test
Australian Tour of South Africa	1970	2 Tests

#### TM MOODY (8 TESTS)

World Cup Tour India & Pakistan	1987	
Australian Tour of England	1989	
New Zealand Tour of Australia	1989-90	1 Test

Sri Lanka Tour of Australia	1989-90	2 Tests
Pakistan Tour of Australia	1989-90	1 Test
Indian Tour of Australia	1991-92	1 Test
World Cup in Australia	1992	
Australian Tour of Sri Lanka	1992	3 Tests
Australian Tour of New Zealand	1998	
Australian Tour of India	1998	
Australian Tour of Sharjah	1998	
Australian Tour to Comm Games in Malaysia	1998	
Australian Tour of West Indies	1999	
World Cup in England	1999	
Australian Tour of Sri Lanka	1999	
Australian Tour of Zimbabwe	1999	

#### MJ NICHOLSON (1 TEST)

England Tour of Australia	1998-99	1 Test
Australian Tour of Zimbabwe	1999	

#### MJ NORTH (2 TESTS)

Australian Tour of South Africa	2008-09	2 Tests
Australian Tour of UAE (v Pakistan)	2008-09	

#### LA POMERSBACH

New Zealand Tour of Australia	2007-08	
-------------------------------	---------	--

#### GD PORTER

Australian World Cup in England	1979	
Australian Tour of India	1979	

#### CW PUCKETT

Australian Tour of New Zealand	1950	
--------------------------------	------	--

#### BA REID (27 TESTS)

Indian Tour of Australia	1985-86	3 Tests
Australian Tour of New Zealand	1985-86	3 Tests
Australian Tour of Sharjah	1986	
Australian Tour of India	1986	2 Tests
England Tour of Australia	1986-87	5 Tests
World Cup Tour India & Pakistan	1987	
New Zealand Tour of Australia	1987-88	2 Tests
Australian Tour of Pakistan	1988	3 Tests
England Tour of Australia	1990-91	4 Tests
Australian Tour of West Indies	1991	2 Tests
Indian Tour of Australia	1991-92	2 Tests
West Indies Tour of Australia	1992-93	1 Test

#### CJL ROGERS (1 TEST)

India Tour of Australia	2007-08	1 Test
-------------------------	---------	--------

#### L RONCHI

Australian Tour of West Indies	2008	
South Africa Tour of Australia	2008-09	

#### JW RUTHERFORD (1 TEST)

Australian Tour of United Kingdom	1956	
Australian Tour of India and Pakistan	1956	1 Test

#### CS SERJEANT (12 TESTS)

Australian Tour of United Kingdom	1977	3 Tests
Indian Tour of Australia	1977-78	4 Tests
Australian Tour of West Indies	1978	5 Tests

#### BK SHEPHERD (9 TESTS)

MCC Tour of Australia	1962-63	2 Tests
South African Tour of Australia	1963-64	4 Tests
Pakistan Tour of Australia	1964-65	1 Test
Australian Tour of West Indies	1965	2 Tests

#### RB SIMPSON (EX NSW) (62 TESTS)

Australian Tour of New Zealand	1957	
Australian Tour of South Africa	1957-58	5 Tests
M CC Tour of Australia	1958-59	1 Test
Australian Tour of New Zealand	1960	
West Indies Tour of Australia	1960-61	5 Tests
Australian Tour of United Kingdom	1961	5 Tests
Transferred back to NSW and represented that State again as from the 1961-62 season		

#### KN SLATER (1 TEST)

MCC Tour of Australia	1958-59	1 Test
Australian Tour of New Zealand	1960	

#### MRJ VELETTA (8 TESTS)

Australian Tour of India	1986	
Australian Tour of Sharjah	1987	
World Cup Tour India & Pakistan	1987	
New Zealand Tour of Australia	1987-88	3 Tests
England Tour of Australia (Bicentenary)	1987-88	1 Test
Sri Lanka Tour of Australia	1987-88	1 Test
Australian Tour of Pakistan	1988	
West Indies Tour of Australia	1988-89	2 Tests
Australian Tour of England	1989	
Pakistan Tour of Australia	1989-90	1 Test
Australian Tour of West Indies	1991	

#### AC VOGES

Australian Tour of New Zealand	2006-07	
New Zealand Tour of Australia	2007-08	
India Tour of Australia	2007-08	
New Zealand Tour of Australia	2008-09	

#### GD WATSON (Ex VIC) (5 TESTS)

Australian Tour of United Kingdom	1972	2 Tests
-----------------------------------	------	---------

#### BA WILLIAMS (4 TESTS)

Zimbabwe Tour of Australia	2003-04	1 Test
India Tour of Australia	2003-04	2 Tests
Australian Tour of Sri Lanka	2004	1 Test
Australian Tour of Zimbabwe	2004 (2 Tests cancelled)	

#### GM WOOD (59 TESTS)

Indian Tour of Australia	1977-78	1 Test
Australian Tour of West Indies	1978	5 Tests
England Tour of Australia	1978-79	6 Tests
Pakistan Tour of Australia	1979	1 Test
Australian Tour of India	1980	2 Tests
Australian Centenary Visit to England	1980	1 Test
New Zealand Tour of Australia	1980-81	3 Tests
Indian Tour of Australia	1980-81	3 Tests
Australian Tour of Sri Lanka & United Kingdom	1981	6 Tests
Pakistan Tour of Australia	1981-82	3 Tests
West Indies Tour of Australia	1981-82	3 Tests
Australian Tour of New Zealand	1982	3 Tests
Australian Tour of Pakistan	1982	3 Tests
England Tour of Australia	1982-83	1 Test
Australian Tour of Sri Lanka	1983	1 Test
Prudential World Cup in England	1983	
Australian Tour of West Indies	1984	1 Test
Australian Tour of India	1984	
West Indies Tour of Australia	1985-86	5 Tests
Australian Tour of Sharjah	1985	
Australian Tour of England	1985	5 Tests
Australian Tour of Pakistan	1988	3 Tests
West Indies Tour of Australia	1988-89	3 Tests

#### KJ WRIGHT (10 TESTS)

England Tour of Australia	1978-79	2 Tests
Pakistan Tour of Australia	1979	2 Tests
Australian World Cup in England	1979	
Australian Tour of India	1979	6 Tests

#### B YARDLEY (33 TESTS)

Indian Tour of Australia	1977-78	1 Test
Australian Tour of West Indies	1978	5 Tests
England Tour of Australia	1978-79	4 Tests
Pakistan Tour of Australia	1979	1 Test
Australian Tour of India	1979	3 Tests
Indian Tour of Australia	1980-81	2 Tests
Pakistan Tour of Australia	1981-82	3 Tests
West Indies Tour of Australia	1981-82	3 Tests
Australian Tour of New Zealand	1982	3 Tests
Australian Tour of Pakistan	1982	2 Tests
England Tour of Australia	1982-83	5 Tests
Australian Tour of Sri Lanka	1983	1 Test

#### TJ ZOEHRER (10 TESTS)

Australian Tour of New Zealand	1985-86	3 Tests
Australian Tour of Sharjah	1986	
Australian Tour of India	1986	3 Tests
England Tour of Australia	1986-87	4 Tests
Australian Tour of Sharjah	1987	
Australian Tour of England	1989	
Australian Tour of England	1993	

# TEST MATCH RECORDS FOR WA PLAYERS BATTING

Player	M	Inn	NO	HS	Runs	Ave	100	50	Ct	St
Alderman TM	41	53	21	26*	203	6.34	-	-	27	-
Angel J	4	7	1	11	35	5.83	-	-	1	-
Clark WM	10	19	2	33	98	5.76	-	-	6	-
Edwards R	20	32	3	170*	1171	40.38	2	9	7	-
Edwards WJ	3	6	-	30	68	11.33	-	-	-	-
Gannon JB	3	5	4	3*	3	3.00	-	-	3	-
Gaunt RA*	1	1	1	0*	0	-	-	-	2	-
Gilchrist AC	96	137	20	204*	5570	47.60	17	26	379	37
Hoare DE	1	2	-	35	35	17.50	-	-	2	-
Hogan TG	7	12	1	42*	205	18.63	-	-	2	-
Hogg GB	7	10	3	79	186	26.57	-	1	1	-
Hughes KJ	70	124	6	213	4415	37.41	9	22	50	-
Hussey MEK	37	64	9	182	3041	55.29	9	14	31	-
Inverarity RJ	6	11	1	56	174	17.40	-	1	4	-
Johnson MG	12	19	3	123*	527	35.13	1	2	3	-
Julian BP	7	9	1	56*	128	16.00	-	1	7	-
Katich SM*	1	2	1	15	15	15.00	-	-	1	-
Laird BM	21	40	2	92	1341	35.29	-	11	16	-
Langer JL	105	181	12	250	7696	45.53	23	30	71	-
Lillee DK	70	90	24	73*	905	13.71	-	1	23	-
Malone MF	1	1	-	46	46	46.00	-	-	-	-
Mann AL	4	8	-	105	189	23.63	1	-	2	-
Marsh GR	50	93	7	138	2854	33.18	4	15	38	-
Marsh RW	96	150	13	132	3633	26.52	3	16	343	12
Martyn DR	67	109	14	165	4406	46.38	13	23	36	-
Massie RAL	6	8	1	42	78	11.14	-	-	1	-
Matthews CD	3	5	-	32	54	10.80	-	-	1	-
Mayne LC	6	11	3	13	76	9.50	-	-	3	-
Moody TM	8	14	-	106	456	32.57	2	3	9	-
McKenzie GD	60	89	12	76	945	12.27	-	2	34	-
Nicholson MJ*	1	2	-	9	14	7.00	-	-	-	-
North MJ	2	4	-	117	160	40.00	1	-	2	-
Reid BA	27	34	14	13	93	4.65	-	-	5	-
Rogers CJL	1	2	-	15	19	9.50	-	-	1	-
Rutherford JW	1	1	-	30	30	30.00	-	-	-	-
Serjeant CS	12	23	1	124	522	23.73	1	2	13	-
Simpson RB*	16	26	2	92	772	32.16	-	7	33	-
Shepherd BK	9	14	2	96	502	41.83	-	5	2	-
Slater KN	1	1	1	1*	1	-	-	-	-	-
Veletta MRJ	8	11	-	39	207	18.82	-	-	12	-
Watson GD*	2	4	-	13	21	5.25	-	-	1	-
Williams BA	4	6	3	10*	23	7.66	-	-	3	-
Wood GM	59	112	6	172	3374	31.83	9	13	41	-
Wright KJ	10	18	5	55*	219	16.80	-	1	33	4
Yardley B	33	54	4	74	978	19.56	-	4	31	-
Zoehrer TJ	10	14	2	52*	246	20.50	-	1	18	1

\* These records refer only to players appearances while playing for Western Australia. Career records for these players in other publications may include Test and International matches played after transfer or return to their home States.

## TEST MATCH RECORDS FOR WA PLAYERS BOWLING

Player	Balls	Runs	Wkts	Ave	SWI	10WM	Best	STK/RT
Alderman TM	10187	4616	170	27.15	14	1	6/47	59.92
Angel J	744	463	10	46.30	-	-	3/54	74.40
Clark WM	2793	1265	44	28.75	-	-	4/46	63.48
Edwards R	12	20	-	-	-	-	-	-
Gannon JB	726	361	11	32.81	-	-	4/77	66.00
Gaunt RA*	216	87	2	43.50	-	-	2/87	108.00
Hoare DE	232	156	2	78.00	-	-	2/68	116.00
Hogan TG	1436	706	15	47.06	1	-	5/66	95.73
Hogg GB	1524	933	17	54.88	-	-	2/40	89.65
Hughes KJ	85	28	-	-	-	-	-	-
Hussey MEK	168	100	1	100.00	-	-	1/22	165
Inverarity RJ	372	93	4	23.25	-	-	3/26	93.00
Johnson MG	3182	1515	60	25.25	2	1	8/61	53.00
Julian BP	1098	599	15	39.93	-	-	4/36	73.20
Laird BM	18	12	-	-	-	-	-	-
Langer JL	6	3	-	-	-	-	-	-
Lillee DK	18467	8493	355	23.92	23	7	7/83	52.02
Malone MF	342	77	6	12.83	1	-	5/63	57.00
Mann AL	552	316	4	79.00	-	-	3/12	138.00
Marsh RW	72	54	-	-	-	-	-	-
Martyn DR	294	168	2	84.00	-	-	1/0	147.00
Massie RAL	1739	647	31	20.87	2	1	8/53	56.07
Matthews CD	570	313	6	52.16	-	-	3/95	95.00
Mayne LC	1251	628	19	33.05	-	-	4/43	65.84
Moody TM	436	147	2	73.50	-	-	1/17	218.00
McKenzie GD	17681	7328	246	29.78	16	3	8/71	71.87
Nicholson MJ*	150	115	4	28.75	-	-	3/56	37.50
North MJ	228	98	2	49.00	-	-	1/42	114
Reid BA	6244	2784	113	24.63	5	2	7/51	55.26
Rutherford JW	36	15	1	15.00	-	-	1/11	36.00
Shepherd BK	26	9	-	-	-	-	-	-
Simpson RB*	1124	446	13	34.30	-	-	4/23	86.46
Slater KN	256	101	2	50.50	-	-	2/40	128.00
Watson GD*	240	92	3	30.66	-	-	1/23	80.00
Williams BA	852	406	9	45.11	-	-	4/53	94.66
Yardley B	8909	3986	126	31.63	6	1	7/98	70.71





Marcus North celebrates his century in his debut Test during day two of the First Test between South Africa and Australia played at the Wanderers on 27 February 2009 in Johannesburg, South Africa.

# ONE DAY INTERNATIONAL RECORDS FOR WA PLAYERS

## BATTING

	M	Inn	NO	HS	Runs	Ave	100	50	Ct	St
Alderman TM	64	18	5	9	32	2.46	-	-	29	-
Angel J	3		did not bat							
Campbell RJ	2	2	-	38	54	27.00	-	-	4	1
Clark WM	2		did not bat							
Dorey BR	5	1	-	2	2	2.00	-	-	-	-
Edwards R	9	8	1	80*	255	36.42	-	3	-	-
Edwards WJ	1	1	-	2	2	2.00	-	-	-	-
Gilchrist AC	287	279	11	172	9619	35.84	16	55	417	55
Hogan TG	17	12	4	27	72	9.00	-	-	10	-
Hogg GB	123	65	26	71*	790	20.25	-	2	36	-
Hughes KJ	97	88	6	98	1968	24.00	-	17	27	-
Hussey MEK	108	86	31	109*	3006	54.65	2	21	68	-
Johnson MG	16	11	-	30	83	7.54	-	-	3	-
Julian BP	25	17	-	35	224	13.17	-	-	8	-
Katich SM*	1		did not bat							
Laird BM	23	23	4	117*	594	31.26	1	2	5	-
Langer JL	8	7	2	36	160	32.00	-	-	2	1
Lillee DK	64	34	8	42*	240	9.23	-	-	10	-
Macleay KH	16	13	2	41	139	12.63	-	-	2	-
Malone MF	10	7	3	15*	36	9.00	-	-	1	-
Marsh GR	117	115	6	126*	4357	39.97	9	22	31	-
Marsh RW	92	76	15	66	1225	20.08	-	4	120	4
Marsh SE	15	15	1	81	582	41.57	-	5	1	-
Martyn DR	208	182	51	144*	5346	40.80	5	37	69	-
Massie RAL	3	1	1	16*	16	-	-	-	1	-
McKenzie GD	1		did not bat					1		
Moody TM	76	64	12	89	1211	23.28	-	10	21	-
North MJ	2	2	-	5	6	3.00	-	-	1	-
Porter GD	2	1	-	3	3	3.00	-	-	1	-
Reid BA	61	21	8	10	49	3.77	-	-	6	-
Ronchi L	4	2	-	64	76	38.00	-	1	5	2
Serjeant CS	3	3	-	46	73	24.33	-	-	1	-
Veletta MRJ	20	19	4	68*	484	32.26	-	2	8	-
Voges AC	1	1	1	16*	16	-	-	-	1	-
Williams BA	25	6	4	13*	27	13.50	-	-	4	-
Wood GM	82	77	11	114*	2218	33.60	3	11	18	-
Wright KJ	5	2	-	23	29	14.50	-	-	8	-
Yardley B	8	4	-	28	58	14.50	-	-	1	-
Zoehrer TJ	22	15	3	50	130	10.83	-	1	21	2

## BOWLING

	Balls	Runs	Wkts	Ave	4WI	Best	RPO	STK/RT
Alderman TM	3329	2027	86	23.57	3	5/7	3.65	38.71
Angel J	162	113	4	28.25	-	2/47	4.18	40.50
Clark WM	100	61	3	20.33	-	2/39	3.66	33.33
Dorey BR	162	146	2	73.00	-	1/12	5.41	81.00
Edwards WJ	1	0	-	-	-	-	0.00	-
Hogan TG	917	574	23	24.96	1	4/33	3.76	39.87
Hogg GB	5564	4188	156	26.84	5	5/32	4.51	35.67
Hughes KJ	1	4	-	-	-	-	24.00	-
Hussey MEK	192	167	2	83.50	-	1/22	5.06	96
Johnson MG	804	679	28	24.25	1	4/34	5.06	28.70
Julian BP	1146	997	22	45.31	-	3/40	5.22	52.09
Lillee DK	3593	2145	103	20.82	6	5/34	3.58	34.88
McKenzie GD	60	22	2	11.00	-	2/22	2.20	30.00
Macleay KH	857	626	15	41.73	1	6/39	4.38	57.13
Malone MF	612	315	11	28.63	-	2/9	3.08	55.67
Marsh GR	6	4	-	-	-	-	4.00	-
Martyn DR	794	704	12	58.66	-	2/21	5.31	66.16
Massie RAL	183	129	3	43.00	-	2/35	4.22	61.00
Moody TM	2797	2014	52	38.73	-	3/25	4.32	53.99
North MJ	18	16	-	-	-	-	5.33	-
Porter GD	108	33	3	11.00	-	2/13	1.83	36.00
Reid BA	3250	2202	63	34.95	1	5/53	4.06	51.59
Voges AC	18	33	0	-	-	-	11.00	-
Williams BA	1203	814	35	23.25	3	5/22	4.06	34.37
Yardley B	198	130	7	18.57	-	3/28	3.93	28.29

# TWENTY20 INTERNATIONAL RECORDS FOR WA PLAYERS

BATTING										
	M	Inn	NO	HS	Runs	Ave	100	50	Ct	St
Gilchrist AC	13	13	1	48	272	22.66	-	-	17	-
Hogg GB	2	1	0	41	41	41.00	-	-	-	-
Hussey MEK	18	12	3	53*	226	25.11	-	1	10	-
Johnson MG	1	1	-	10	10	10.00	-	-	-	-
Marsh SE	3	3	-	29	53	17.66	-	-	-	-
Martyn DR	4	4	-	96	120	30.00	-	1	1	-
North MJ	1	1	-	20	20	20.00	-	-	-	-
Pomersbach LA	1	1	-	15	15	15.00	-	-	-	-
Ronchi L	3	2	-	36	47	23.50	-	-	-	-
Voges AC	3	2	-	26	52	26.00	-	-	2	-

BOWLING							
	Balls	Runs	Wkts	Ave	Best	RPO	SR
Hogg GB	30	62	-	-	-	12.40	-
Hussey MEK	6	5	-	-	-	5.00	-
Johnson MG	24	20	1	20.00	1/20	5.00	24.00
Voges AC	12	5	2	2.50	2/5	2.50	6.00



# WA'S FIRST CLASS RECORD FROM 1892

OPPONENT				
	Match	Win	Draw	Loss
South Australia	136	50	43	43
Victoria	132	34	52	46
New South Wales	126	35	38	53
Queensland	118	40	49	29
Tasmania	61	27	24	10
England	26	1	17	8
Australian XI	11	-	6	5
West Indies	10	6	-	4
South Africa	8	1	4	3
New Zealand	7	1	3	3
Pakistan	7	5	2	-
India	5	3	2	-
Tamil Nadu	2	1	1	-
Rest of World XI	1	-	-	1
Sri Lanka	1	-	-	1
Australian Services	1	-	1	-
Zimbabwe	1	-	1	-

CAPTAIN'S RECORD				
	Match	Win	Draw	Loss
Inverarity RJ	53	25	17	11
Wood GM	52	20	25	7
Moody TM	42	20	13	9
Shepherd BK	39	8	15	16
Lock GAR	38	15	13	10
Carmody DK	35	7	11	17
Meuleman KD	34	7	16	11
Langer JL	33	13	10	10
Marsh GR	31	12	11	8
Hughes KJ	29	14	9	6
Marsh RW	20	9	6	5
Martyn DR	19	4	6	9
North MJ	17	7	3	7
Bryant RJ	16	-	11	5
Hussey MEK	13	4	4	5
Katich SM	12	5	6	1
Gilchrist AC	11	4	3	4
Vernon MT	10	1	3	6
Andrews WS	10	2	4	4
Evers HA	9	1	5	3
Serjeant CS	9	1	6	2
Voges AC	9	3	2	4
Veletta MRJ	8	3	3	2



Langdon CW	7	1	3	3
Shipperd G	7	1	6	-
Rowe SHD	7	-	-	7
Rowlands WT	7	-	2	5
Mann AL	6	2	1	3
Brayshaw IJ	5	3	-	2
Christian AH	5	1	1	3
Julian BP	5	1	2	2
Bott LC	4	-	3	1
Charlesworth RI	4	2	1	1
Sawle LM	4	-	-	4
Simpson RB	4	2	2	-
Richardson AJ	3	-	3	-
Lillee DK	3	2	1	-
Angel J	2	-	1	1
Edwards AR	2	-	1	1
Hogue TH	2	-	2	-
Inverarity M	2	-	2	-
McEwan KS	2	1	1	-
Orr HR	2	-	-	2
Quist KH	2	1	1	-
Rutherford JW	2	1	1	-
Laird BM	2	-	2	-
Evans RM	1	-	-	1
Herbert HJ	1	-	-	1
Hewson RH	1	-	-	1
Lovelock OI	1	-	-	1
McKenzie DC	1	-	1	-
McKenzie GD	1	-	1	-
Moore WH	1	-	-	1
Quinlan PF	1	-	-	1
Robinson GD	1	-	1	-
Clark WM	1	-	-	1
Alderman TM	1	-	-	1
Goodwin MW	1	-	-	1

Note: The match against NSW in Sydney in 1937 was not classified as First Class as it was played against a NSW 2nd XI.

## RECORD PARTNERSHIPS

### FIRST CLASS

1st	431 GR Marsh & MRJ Veletta v SA, Perth, 1989-90
2nd	254 MRJ Veletta & GR Marsh v QLD, Brisbane 1985-86
3rd	459 CJL Rogers & MJ North v VIC, Perth 2006-07
4th	369 CJL Rogers & MJ North v NSW, Perth 2002-03
5th	301* RB Simpson & KD Meuleman v NSW, Perth 1959-60
6th	244 JT Irvine & R Edwards v NSW, Sydney 1968-69
7th	204 G Shipperd & TJ Zoehrer v NSW, Perth 1982-83
8th	242* TJ Zoehrer & KH Macleay v NSW, Perth 1990-91
9th	168* KH Macleay & VJ Marks v NSW, Perth 1986-87
10th	154 FR Buttsworth & JP Lanigan v VIC, Perth 1921-22

### SHEFFIELD SHIELD / PURA CUP

1st	431 GR Marsh & MRJ Veletta v SA, Perth 1989-90
2nd	254 MRJ Veletta & GR Marsh v QLD, Brisbane 1985-86
3rd	459 CJL Rogers & MJ North v VIC, Perth 2006-07
4th	369 CJL Rogers & MJ North v NSW, Perth 2002-03
5th	301* RB Simpson & KD Meuleman v NSW, Perth 1959-60
6th	244 JT Irvine & R Edwards v NSW, Sydney 1968-69
7th	204 G Shipperd & TJ Zoehrer v NSW, Perth 1982-83
8th	242* TJ Zoehrer & KH Macleay v NSW, Perth 1990-91
9th	168* KH Macleay & VJ Marks v NSW, Perth 1986-87
10th	91 IJ Brayshaw & JB Gannon v QLD, Brisbane 1969-70

\* denotes unfinished



## WESTERN AUSTRALIA v SOUTH AUSTRALIA

Year	Venue	WA	SA	Won by
1892-93	Adelaide	111	131	236 0/11 SA 10 wkts
1898-99	Perth	100	293	159 6/235 SA 4 wkts
1905-06	Perth	198	189	54 230 WA 103 runs
1905-06	Fremantle	202	5/242	235 259 Drawn
1908-09	Fremantle	255	154	280 2/59 Drawn
1908-09	Perth	86	5/170	172 157 Drawn
1908-09	Fremantle	269	5/151	388 5/116* Drawn
1912-13	Adelaide	69	246	270 410 SA 365 runs
1925-26	Adelaide	170	161	612 - SA inns & 281 runs
1925-26	Adelaide	177	155	9/301* 1/32 SA 9 wkts
1926-27	Perth	131	120	239 105 SA 93 runs
1926-27	Perth	150	258	8/326* 3/83 SA 7 wkts
1929-30	Adelaide	266	114	8/614* - SA inns & 234 runs
1933-34	Adelaide	194	8/133	208 167 Drawn
1933-34	Adelaide	140	5/93	287 - Drawn
1937-38	Adelaide	100	185	264 0/22 SA 10 wkts
1939-40	Perth	275	3/121	248 3/306* Drawn
1939-40	Perth	275	206	429 Drawn
1947-48	Perth	444	-	109 211 WA inns & 124 runs
1948-49	Adelaide	202	131	419 - SA inns & 86 runs
1949-50	Perth	277	239	208 192 WA 116 runs
1950-51	Adelaide	302	8/215	229 385 WA 73 runs 1st inns
1951-52	Perth	337	8/60	156 277 WA 181 runs 1st inns
1952-53	Adelaide	214	232	466 - SA inns & 20 runs
1953-54	Perth	402	7/160*	252 5/201 WA 150 runs 1st inns
1954-55	Adelaide	397	7/185	296 9/336* WA 101 runs 1st inns
1954-55	Perth	271	-	3/75 - Drawn
1955-56	Adelaide	340	2/63	409 203 SA 69 runs 1st inns
1956-57	Adelaide	406	0/85	261 3/322* WA 145 runs 1st inns
1956-57	Perth	412	1/105	447 3/239* SA 35 runs 1st inns
1957-58	Adelaide	306	1/101	280 123 WA 9 wkts
1957-58	Perth	268	7/260*	184 255 WA 89 runs
1958-59	Adelaide	415	2/115	313 4/292* WA 102 runs 1st inns
1958-59	Perth	330	6/223	283 4/309* WA 47 runs 1st inns
1959-60	Adelaide	295	-	338 2/74 SA 43 runs 1st inns
1959-60	Perth	402	0/23	56 368 WA 10 wkts
1960-61	Perth	9/340*	5/125	298 163 WA 5 wkts
1960-61	Adelaide	223	9/256*	305 6/131 SA 82 runs 1st inns
1961-62	Adelaide	231	9/363	340 5/253* WA 1 wkt
1961-62	Perth	159	132	202 7/363* SA 274 runs
1962-63	Adelaide	245	241	474 1/13 SA 9 wkts
1962-63	Perth	167	156	394 - SA inns & 71 runs
1963-64	Adelaide	199	189	490 - SA inns & 102 runs
1963-64	Perth	200	342	497 1/49 SA 9 wkts
1964-65	Adelaide	288	313	9/297* 190 WA 123 runs
1964-65	Perth	147	246	303 1/91 SA 9 wkts
1965-66	Adelaide	9/401*	8/224	388 8/295* WA 13 runs 1st inns
1965-66	Perth	215	419	412 3/70 SA 197 runs 1st inns
1966-67	Adelaide	292	277	298 5/272 SA 5 wkts
1966-67	Perth	172	182	250 349 SA 245 runs
1967-68	Perth	167	250	234 278 SA 95 runs
1967-68	Adelaide	133	206	368 - SA inns & 29 runs
1968-69	Adelaide	220	131	359 261 SA 269 runs
1968-69	Perth	488	0/146	301 329 WA 10wkts
1969-70	Adelaide	157	385	314 8/179 SA 157 runs 1st inns
1969-70	Perth	294	0/51	241 103 WA 10 wkts
1970-71	Adelaide	278	306	8/432* 0/70 SA 154 runs 1st inns
1970-71	Perth	289	175	9/575* - SA inns & 111 runs
1971-72	Adelaide	129	140	9/136* 158 SA 25 runs
1971-72	Perth	7/252*	5/221	255 217 WA 5 wkts
1972-73	Adelaide	7/354*	193	296 8/211 Drawn
1972-73	Perth	395	-	116 232 WA inns & 47 runs
1973-74	Adelaide	165	306	7/300* 275 SA 104 runs
1973-74	Perth	4/413*	-	151 166 WA inns & 96 runs
1974-75	Adelaide	7/228*	8/153	158 122 WA 2 wkts
1974-75	Perth	8/289*	7/264*	263 8/291 SA 2 wkts
1975-76	Perth	161	268	7/330* 2/102 SA 8 wkts
1975-76	Adelaide	177	6/152	87 239 WA 4 wkts
1976-77	Adelaide	245	1/113	234 123 WA 9 wkts
1976-77	Perth	340	-	125 136 WA inns & 79 runs
1977-78	Perth	311	0/104	210 204 WA 10 wkts
1977-78	Adelaide	395	-	222 131 WA inns & 42 runs
1978-79	Adelaide	9/232*	9/270	7/289* 164 WA 49 runs
1978-79	Perth	293	-	107 145 WA inns & 41 runs
1979-80	Adelaide	204	190	4/423* 1/23 SA 52 runs
1979-80	Perth	191	238	257 8/326* SA 154 runs
1980-81	Perth	9/350*	192	221 233 WA 88 runs
1980-81	Adelaide	359	4/58	171 243 WA 6 wkts
1981-82	Perth	186	6/253*	107 180 WA 152 runs
1981-82	Adelaide	245	280	7/507* 1/19 SA 9 wkts
1982-83	Perth	288	7/387*	324 6/209 Drawn
1982-83	Adelaide	430	-	200 213 WA inns & 17 runs
1983-84	Adelaide	268	5/219	303 182 WA 5 wkts

1983-84	Perth	328	3/290*	268	3/140	Drawn	1956-57	St. Kilda	165	6/209	131	242	WA 4 wkts
1984-85	Perth	8/409*	241	408	221	WA 21 runs	1956-57	Perth	166	270	343	1/97	VIC 9 wkts
1984-85	Adelaide	191	459	404	6/103	Drawn	1957-58	Melb.	197	3/176	9/375*	-	VIC 178 runs 1st inns
1985-86	Adelaide	337	1/117	2551	4/357*	Drawn	1957-58	Perth	157	252	191	3/359*	VIC 141 runs
1985-86	Perth	6/433*	8/128	432	8/181*	Drawn	1958-59	Melb.	280	6/139	366	-	VIC 86 runs 1st inns
1986-87	Perth	328	2/139	258	206	WA 8 wkts	1958-59	Perth	392	-	100	151	WA inns & 141 runs
1986-87	Adelaide	409	2/17	195	229	WA 8 wkts	1959-60	Perth	378	-	337	4/122	WA 41 runs 1st inns
1987-88	Adelaide	237	7/250	158	328	WA 3 wkts	1959-60	Melb.	141	335	431	0/46	VIC 10 wkts
1987-88	Perth	434	3/36	138	331	WA 7 wkts	1960-61	Melb.	384	0/4	149	236	WA 10 wkts
1988-89	Adelaide	268	131	325	7/75	SA 3 wkts	1960-61	Perth	246	266	227	5/289	VIC 5 wkts
1988-89	Perth	8/335*	-	128	104	WA inns & 103 runs	1961-62	Melb.	348	2/66	181	232	WA 8 wkts
1988-89	Perth (F)	535	2/289	494	-	Drawn	1961-62	Perth	119	263	278	3/105	VIC 7 wkts
1989-90	Perth	3/565*	-	366	4/207	Drawn	1962-63	Melb.	473	132	412	141	WA 52 runs
1989-90	Adelaide	41	286	8/371*	-	SA inns & 44 runs	1962-63	Perth	116	243	121	3/241	VIC 7 wkts
1990-91	Adelaide	332	6/156	168	318	WA 4 wkts	1963-64	Melb.	247	7/355	519	-	VIC 272 runs 1st inns
1990-91	Perth	194	190	450	-	SA inns & 66 runs	1963-64	Perth	142	245	307	0/81	VIC 10 wkts
1991-92	Adelaide	5/338*	3/306	460	6/180*	WA 7 wkts	1964-65	Perth	391	1/50	208	362	WA 183 runs 1st inns
1991-92	Perth	468	0/6	201	270	WA 10 wkts	1964-65	Melb.	455	3/72	318	-	WA 137 runs 1st inns
1992-93	Perth	6/304*	7/392	409	6/284*	WA 3 wkts	1965-66	Perth	202	9/387*	9/267*	6/276	VIC 65 runs 1st inns
1992-93	Adelaide	5/323*9/235*8/344*	1/226	SA 9 wkts	-	-	1965-66	Melb.	347	-	173	9/247	WA 174 runs 1st inns
1993-94	Perth	304	1/160	179	283	WA 9 wkts	1966-67	Perth	188	378	7/190*	4/282	VIC 2 runs 1st inns
1993-94	Adelaide	7/446*	3/174	437	-	Drawn	1966-67	Melb.	250	239	285	6/207	VIC 4 wkts
1994-95	Perth	254	266	272	4/250	SA 6 wkts	1967-68	Perth	161	371	152	244	WA 136 runs
1994-95	Adelaide	333	398	397	6/342*	SA 8 runs	1967-68	Melb.	405	0/20	196	227	WA 10 wkts
1995-96	Adelaide	309	9/376*9/353*	186WA	146 runs	-	1968-69	Perth	158	222	349	1/32	VIC 9 wkts
1995-96	Perth	377	9/204	235	390	Drawn	1968-69	Melb.	331	1/145	394	5/221*	VIC 63 runs 1st inns
1995-96	Adelaide (F)	9/520*8/169*	347	9/208	Drawn	-	1969-70	Melb.	342	2/140	6/568*	2/60*	VIC 226 runs 1st inns
1996-97	Adelaide	318	5/288	277	325	WA 5 wkts	1969-70	Perth	8/484*	-	297	0/40-	WA 187 runs 1st inns
1996-97	Perth	8/560*	-	258	7/381	Drawn	1970-71	Melb.	229	212	328	0/114	VIC 10 wkts
1997-98	Perth	5/477*	-	142	258	WA inns & 77 runs	1970-71	Perth	251	7/201	9/296*	9/234*	VIC 45 runs 1st inns
1997-98	Adelaide	593	-	9/452*	6/190	Drawn	1971-72	Perth	8/308*	7/231*	262	8/107	Drawn
1998-99	Perth	8/354*	8/174	6/503*	6/209*	Drawn	1971-72	Melb.	357	6/94	73	377	WA 4 wkts
1998-99	Adelaide	330	4/184	8/284*	229	WA 6 wkts	1972-73	Melb.	354	3/135	7/276*	7/355*	Drawn
1999-00	Adelaide	9/314*	188	309	195	SA 2 runs	1972-73	Perth	8/226*	7/291	8/290*	226	WA 3 wkts
1999-00	Perth	392	7/256	330	317	WA 3 wkts	1973-74	Perth	189	2/124	189	123	WA 8 wkts
2000-01	Adelaide	8/480*	-	282	5/358	Drawn	1973-74	Melb.	6/268*	265	5/336*	4/198	VIC 6 wkts
2000-01	Perth	7/474*	6/160*	256	342	WA 36 runs	1974-75	Melb.	223	200	9/176*	7/248	VIC 3 wkts
2001-02	Adelaide	227	209	266	154	WA 76 runs	1974-75	Perth	5/300*	5/278	5/314*	263	WA 5 wkts
2001-02	Perth	7/346*	5/276*	301	8/277	Drawn	1975-76	Perth	8/264*	6/162	8/302*	122	WA 4 wkts
2002-03	Perth	217	5/342	359	8/271*	Drawn	1975-76	Melb.	142	2/40	9/44*	135	WA 8 wkts
2002-03	Adelaide	9/520*	-	226	261	WA inns & 37 runs	1976-77	Perth	4/308*	8/174	276	202	WA 2 wkts
2003-04	Perth	178	314	327	221	SA 56 runs	1976-77	Melb.	8/371*	2/105	9/83*	392	WA 8 wkts
2003-04	Adelaide	335	302	300	250	WA 87 runs	1977-78	Perth	294	293	264	118	WA 205 runs
2004-05	Adelaide	248	233	131	244	WA 106 runs	1977-78	Melb.	265	7/268*	133	263	WA 137 runs
2004-05	Perth	178	454	457	8/217*	SA 42 runs	1978-79	Perth	285	4/173	6/393*	4/272*	Drawn
2005-06	Adelaide	281	271	7/552*	2/129*	SA 129 runs	1978-79	Melb.	224	6/150*	166	9/200	Drawn
2005-06	Perth	9/408*	6/364	405	-	Drawn	1979-80	Melb.	195	182	251	4/130	VIC 6 wkts
2006-07	Perth	9/289	-	114	120	WA inns & 65 runs	1979-80	Perth	292	152	291	2/156	VIC 8 wkts
2006-07	Adelaide	335	230	260	7/366*	SA 61 runs	1980-81	Perth	303	3/149	183	268	WA 7 wkts
2007-08	Adelaide	236	190	397	1/30	SA 9 wkts	1980-81	Melb.	187	234	8/401*	3/24	VIC 7 wkts
2007-08	Perth	332	3/61	184	208	WA 7 wkts	1981-82	St. Kilda	208	6/209	2/487*	-	Drawn
2008-09	Adelaide	9/479*	-	309	6/247	Drawn	1981-82	Perth	307	263	316	9/120	Drawn
2008-09	Perth	9/457*	1/17	243	228	SA 9 wkts	1982-83	Perth	194	7/319	232	7/358*	Drawn

#### WESTERN AUSTRALIA v VICTORIA

Year	Venue	WA	VIC	Won by	1983-84	Melb.	4/404*	270	5/288	Drawn
1892-93	Melb.	38	130	411	-	VIC inns & 243 runs				WA 35 runs
1909-10	Perth	134	424	563	-	VIC inns & 5 runs				Drawn
1909-10	Fremantle	89	217	87	140	WA 79 runs				Drawn
1909-10	Perth	332	105	196	8/244	VIC 2 wkts				Drawn
1912-13	Melb.	154	2/72	6/359*	2/72	Drawn				WA 6 wkts
1912-13	Melb.	183	-	191	5/323	Drawn				Drawn
1921-22	Perth	245	168	485	-	VIC inns & 72 runs				Drawn
1925-26	Melb.	151	103	536	-	VIC inns & 282 runs				Drawn
1927-28	Perth	174	4/138*	151	0/74	Drawn				Drawn
1927-28	Perth	169	3/247	363	-	Drawn				WA 6 wkts
1929-30	Melb.	187	311	209	6/291	VIC 4 wkts				Drawn
1933-34	Melb.	185	133	7/438*	-	VIC inns & 120 runs				Drawn
1933-34	Melb.	8/423*	-	243	7/130	Drawn				Drawn
1937-38	Melb.	194	139	316	1/142*	VIC 125 runs				VIC 29 runs
1937-38	Melb.	137	265	207	5/198	VIC 5 wkts				Drawn
1938-39	Perth	9/396*	-	266	310	Drawn				VIC 8 wkts
1938-39	Perth	257	5/225*	226	3/78	Drawn				Drawn
1947-48	Perth	429	5/205	370	9/304*	WA 59 runs 1st inns				Drawn
1948-49	Melb.	277	179	364	227	VIC 135 runs				Drawn
1949-50	Perth	154	389	259	306	VIC 22 runs				VIC 6 wkts
1950-51	Melb.	126	103	8/182*	2/49	VIC 8 wkts				WA 3 wkts
1951-52	Perth	213	199	498	-	VIC inns & 86 runs				WA 28 runs
1952-53	Melb.	131	188	447	-	VIC inns & 128 runs				VIC 103 runs
1953-54	Perth	168	165	287	0/50	VIC 10 wkts				Drawn
1955-56	St. Kilda	152	181	525	-	VIC inns & 192 runs				VIC 76 runs
1956-57	St. Kilda	165	6/209	131	242	WA 4 wkts				Drawn
1956-57	Perth	166	270	343	1/97	VIC 9 wkts				Drawn
1957-58	Melb.	197	3/176	9/375*	-	VIC 178 runs 1st inns				Drawn
1957-58	Perth	157	252	191	3/359*	VIC 141 runs				Drawn
1958-59	Melb.	280	6/139	366	-	VIC 86 runs 1st inns				Drawn
1958-59	Perth	392	-	100	151	WA inns & 141 runs				Drawn
1959-60	Perth	378	-	337	4/122	WA 41 runs 1st inns				Drawn
1959-60	Melb.	141	335	431	0/46	VIC 10 wkts				Drawn
1960-61	Melb.	384	0/4	149	236	WA 10 wkts				Drawn
1960-61	Perth	246	266	227	5/289	VIC 5 wkts				Drawn
1961-62	Melb.	348	2/66	181	232	WA 8 wkts				Drawn
1961-62	Perth	119	263	278	3/105	VIC 7 wkts				Drawn
1962-63	Melb.	473	132	412	141	WA 52 runs				Drawn
1962-63	Perth	116	243	121	3/241	VIC 7 wkts				Drawn
1963-64	Melb.	247	7/355	519	-	VIC 272 runs 1st inns				Drawn
1963-64	Perth	142	245	307	0/81	VIC 10 wkts				Drawn
1964-65	Perth	391	1/50	208	362	WA 183 runs 1st inns				Drawn
1964-65	Melb.	455	3/72	318	-	WA 137 runs 1st inns				Drawn
1965-66	Perth	202	9/387*	9/267*	6/276	VIC 65 runs 1st inns				Drawn
1965-66	Melb.	347	-	173	9/247	WA 174 runs 1st inns				Drawn
1966-67	Perth	188	378	7/190*	4/282	VIC 2 runs 1st inns				Drawn
1966-67	Melb.	250	239	285	6/207	VIC 4 wkts				Drawn
1967-68	Perth	161	371	152	244	WA 136 runs				Drawn
1967-68	Melb.	405	0/20	196	227	WA 10 wkts				Drawn
1968-69	Perth	158	222	349	1/32	VIC 9 wkts				Drawn
1968-69	Melb.	331	1/145	394	5/221*	VIC 63 runs 1st inns				Drawn
1969-70	Melb.	342	2/140	6/568*	2/60*	VIC 226 runs 1st inns				Drawn
1969-70	Perth	8/484*	-	297	0/40-	WA 187 runs 1st inns				Drawn
1970-71	Melb.	229	212	328	0/114	VIC 10 wkts				Drawn
1970-71	Perth	251	7/201	9/296*	9/234*	VIC 45 runs 1st inns				Drawn
1971-72	Perth	8/308*	7/231*	262	8/107	Drawn				Drawn
1971-72	Melb.	357	6/94	73	377	WA 4 wkts				Drawn
1972-73	Melb.	354	3/135	7/276*	7/355*	Drawn				Drawn
1972-73	Perth	8/226*	7/291	8/290*	226	WA 3 wkts				Drawn
1973-74	Perth	189	2/124	189	123	WA 8 wkts				Drawn
1973-74	Melb.	6/268*	265	5/336*	4/198	VIC 6 wkts				Drawn
1974-75	Melb.	223	200	9/176*	7/248	VIC 3 wkts				Drawn
1974-75	Perth	5/300*	5/278	5/314*	263	WA 5 wkts				Drawn
1975-76	Perth	8/264*	6/162	8/302*	122	WA 4 wkts				Drawn
1975-76	Melb.	142	2/40	9/44*	135	WA 8 wkts				Drawn
1976-77	Perth	4/308*	8/174	276	202	WA 2 wkts				Drawn
1976-77	Melb.	8/371*	2/105	9/83*	392	WA 8 wkts				Drawn
1977-78	Perth	294	293	264	118	WA 205 runs				Drawn
1977-78	Melb.	265	7/268*	133	263	WA 137 runs				Drawn
1978-79	Perth	285	4/173	6/393*	4/272*	Drawn				Drawn
1978-79	Melb.	224	6/150*	166	9/200	Drawn				Drawn
1979-80	Melb.	195	182	251	4/130	VIC 6 wkts				Drawn
1979-80	Perth	292	152	291	2/156	VIC 8 wkts				Drawn
1980-81	Perth	303	3/149	183	268	WA 7 wkts				Drawn
1980-81	Melb.	187	234	8/401*	3/24	VIC 7 wkts				Drawn

1996-97	Perth	495	3/121	332	283	WA 7 wkts	1973-74	Perth	7/308*	7/231*	213	6/220	Drawn
1996-97	Melb.	9/458*	-	205	224	WA inns & 29 runs	1973-74	Sydney	9/225*	297	5/462*	0/61	NSW 10 wkts
1997-98	Melb.	7/237*	229	9/391*	9/247*	VIC 82 runs	1974-75	Sydney	3/491*	8/185	336	363	Drawn
1997-98	Perth	196	8/3888	157	315	WA 112 runs	1974-75	Perth	272	1/186	178	279	WA 9 wkts
1998-99	Perth	9/319*	140	9/254*	203	WA 2 runs	1975-76	Perth	8/350*	6/229	8/285*	293	WA 4 wkts
1998-99	Melb.	258	8/227	263	6/276*	Drawn	1975-76	Sydney	202	-	4/205	-	NSW 3 runs 1st Inns
1999-00	Perth	9/299*	5/196	295	4/303*	Drawn	1976-77	Sydney	162	6/321	226	-	Drawn
1999-00	Melb.	286	164	292	169	VIC 11 runs	1976-77	Perth	387	1/69	220	235	WA 9 wkts
2000-01	Perth	235	181	254	239	VIC 77 runs	1977-78	Perth	153	6/370	165	357	WA 4 wkts
2000-01	Melb.	215	4/295*	7/219*	7/287	Drawn	1977-78	Sydney	339	5/73	236	174	WA 5 wkts
2001-02	Perth	386	0/72	272	185	WA 10 wkts	1978-79	Sydney	8/476*	-	9/325*	8/207	Drawn
2001-02	Melb.	175	410	6/450*	98	WA 37 runs	1978-79	Perth	9/283*	2/73	166	7/408*	Drawn
2002-03	Perth	416	-	110	237	WA inns & 69 runs	1979-80	Sydney	431	8/148*	261	5/321	NSW 5 wkts
2002-03	Melb.	275	253	486	0/45	VIC 10 wkts	1979-80	Perth	8/335*	1/57	383	6/310*	Drawn
2003-04	St Kilda	273	265	9/355*	1/35	Drawn	1980-81	Sydney	176	103	3/340*	-	NSW inns & 61 runs
2003-04	Perth	151	304	3/613*	-	VIC Inns & 158 runs	1980-81	Perth	6/328*	7/319*	8/262*	270	WA 115 runs
2004-05	St. Kilda	277	6/329*	152	408	WA 106 runs	1981-82	Perth	367	-	215	117	WA inns & 35 runs
2004-05	Perth	464	-	155	202	WA inns & 107 runs	1981-82	Sydney	439	2/56	9/523*	-	Drawn
2005-06	Perth	142	312	271	6/184	VIC 4 wkts	1982-83	Perth	428	-	6/502*	2/129	Drawn
2005-06	St. Kilda	225	341	206	5/361	VIC 5 Wkts	1982-83	Sydney	327	197	295	6/230	NSW by 4 wkts
2006-07	Perth	3/608*	-	297	5/429	Drawn	1982-83	Perth (F)	259	238	271	280	NSW 54 runs
2006-07	Melb.	8/372*	7/271*	298	9/182	Drawn	1983-84	Perth	9/439*	-	156	213	WA inns & 70 runs
2007-08	Melb.	277	6/289*	114	164	WA 288 runs	1983-84	Sydney	4/359*	-	292	1/74	Drawn
2007-08	Perth	9/428*	5/277*	251	334	WA 120 runs	1984-85	Canberra	171	1/26	156	9/218*	Drawn
2008-09	Melbourne	296	2/58	211	140	VIC 8 wkts	1984-85	Perth	9/387*	-	386	3/245	Drawn
2008-09	Perth	326	4/321	239	8/408*	VIC 6 wkts	1985-86	Sydney	187	105	286	5/157	NSW 151 runs

### WESTERN AUSTRALIA v NEW SOUTH WALES

Year	Venue	WA	NSW	Won by
1906-07	Perth	307	238	310 9/238 NSW 1 wkt
1906-07	Fremantle	255	185	251 184 WA 5 runs
1912-13	Sydney	105	2/83	95 348 Drawn
1912-13	Sydney	318	207	305 8/375* NSW 155 runs
1922-23	Perth	160	172	343 - NSW inns & 11 runs
1922-23	Perth	233	49	411 - NSW inns & 129 runs
1925-26	Sydney	194	211	639 - NSW inns & 234 runs
1933-34	Sydney	234	-	332 1/43 Drawn
1934-35	Perth	233	6/220	416 - Drawn
1934-35	Perth	272	7/119	5/427* 1/117* Drawn
1947-48	Sydney	293	205	396 4/200* NSW 98 runs
1948-49	Perth	241	247	507 - NSW inns & 17 runs
1949-50	Sydney	201	188	213 270 NSW 94 runs
1950-51	Perth	243	51	220 303 NSW 229 runs
1951-52	Sydney	50	194	228 6/266* NSW 250 runs
1952-53	Perth	405	0/2	259 382 WA 146 runs 1st inns
1953-54	Sydney	283	181	9/297* 4/168 NSW 6 wkts
1955-56	Perth	174	5/227	7/452* - NSW 278 runs 1st inns
1956-57	Sydney	196	187	145 318 NSW 80 runs
1956-57	Perth	301	9/198	9/530* - NSW inns & 31 runs
1957-58	Sydney	152	344	330 4/167 NSW 6 wkts
1957-58	Perth	8/532*	-	246 4/291 WA 286 runs 1st inns
1958-58	Sydney	306	191	451 0/47 NSW 10 wkts
1958-59	Perth	107	207	417 - NSW inns & 103 runs
1959-60	Perth	4/487*	-	172 210 WA inns & 105 runs
1959-60	Sydney	203	294	9/470* 1/31 NSW 9 wkts
1960-61	Sydney	233	162	154 248 NSW 7 runs
1960-61	Perth	331	158	6/549* - NSW inns & 60 runs
1961-62	Sydney	176	-	218 2/121 NSW 42 runs 1st inns
1961-62	Perth	272	106	218 228 NSW 68 runs
1962-63	Sydney	262	269	7/369* 5/321* NSW 159 runs
1962-63	Perth	159	241	445 - NSW inns & 45 runs
1963-64	Sydney	420	266	1/425* 1/262 NSW 9 wkts
1963-64	Perth	429	8/240*	326 5/201 WA 103 runs 1st inns
1964-65	Sydney	231	264	4/471* 1/25 NSW 9 wkts
1964-65	Perth	184	273	9/302* 5/156 NSW 5 wkts
1965-66	Sydney	364	6/225	9/270* 318 WA 4 wkts
1965-66	Perth	8/459*	1/96	458 222 WA 1 run 1st inns
1966-67	Sydney	362	8/197	359 2/243* WA 3 runs 1st inns
1966-67	Perth	262	204	233 246 NSW 13 runs
1967-68	Perth	336	156	195 221 WA 76 runs
1967-68	Sydney	353	-	121 131 WA inns & 101 runs
1968-69	Sydney	6/594*	-	200 307 WA inns & 87 runs
1968-69	Perth	7/421*	-	123 255 WA inns & 43 runs
1969-70	Sydney	8/331*	7/183	306 8/229* WA 25 runs 1st inns
1969-70	Perth	229	7/180	103 304 WA 3 wkts
1970-71	Sydney	160	6/168	248 190 NSW 88 runs 1st inns
1970-71	Perth	7/414*	2/180	401 9/192* WA 8 wkts
1971-72	Sydney	7/201*	8/265*	7/207* 6/94 Drawn
1971-72	Perth	364	3/298	7/524* - Drawn
1972-73	Perth	275	6/141	9/147* 268 WA 4 wkts
1972-73	Sydney	142	7/282*	100 6/325 NSW 4 wkts

# WESTERN AUSTRALIA v QUEENSLAND

Year	Venue	WA	QLD	Won by
1947-48	Brisbane	446 192	325 130	WA 183 runs
1948-49	Perth	148 292	276 5/306*	QLD 143 runs
1949-50	Brisbane	359 7/278*	328 170	WA 139 runs
1950-51	Perth	257 260	289 209	WA 19 runs
1951-52	Brisbane	83 165	350 -	QLD inns & 102 runs
1952-53	Perth	217 267	241 142	WA 101 runs
1953-54	Brisbane	102 202	9/589*	- QLD inns & 285 runs
1955-56	Perth	287 8/268*	263 0/138	WA 24 runs 1st inns
1956-57	Brisbane	365 -	389 1/18	QLD 24 runs 1st inns
1956-57	Perth	175 3/255	290 4/301*	QLD 115 runs 1st inns
1957-58	Brisbane	192 229	371 2/53	QLD 8 wkts
1957-58	Perth	391 -	396 3/110	QLD 5 runs 1st inns
1958-59	Brisbane	167 8/350*	358 3/82	QLD 191 runs 1st inns
1958-59	Perth	205 2/257*	281 4/182	QLD 6 wkts
1959-60	Perth	9/399*	- 117 275	WA inns & 7 runs
1959-60	Brisbane	295 0/107	417 4/136*	QLD 122 runs 1st inns
1960-61	Brisbane	320 5/139	353 4/170*	QLD 33 runs 1st inns
1960-61	Perth	242 161	222 8/182	QLD 2 wkts
1961-62	Brisbane	179 -	8/133 -	Drawn
1961-62	Perth	190 2/390	382 -	QLD 192 runs 1st inns
1962-63	Brisbane	222 196	204 304	QLD 90 runs
1962-63	Perth	212 3/160	145 226	WA 7 wkts
1963-64	Brisbane	289 3/301	3/548*	- QLD 259 runs 1st inns
1963-64	Perth	224 5/319	6/443*	- QLD 219 runs 1st inns
1964-65	Brisbane	290 5/218	503 -	QLD 213 runs 1st inns
1964-65	Perth	241 6/105	137 208	WA 4 wkts
1965-66	Brisbane	327 5/150	311 8/294*	WA 16 runs 1st inns
1965-66	Perth	8/366*	6/131 266	WA 4 wkts
1966-67	Brisbane	255 -	203 5/256	WA 52 runs 1st inns
1966-67	Perth	7/554*	- 306 130	WA inns & 118 runs
1967-68	Perth	317 5/200*	263 8/203	WA 54 runs 1st inns
1967-68	Brisbane	195 9/269*	175 145	WA 144 runs
1968-69	Brisbane	5/615*	- 282 258	WA inns & 75 runs
1968-69	Perth	292 9/285*	289 9/289	QLD 1 wkt
1969-70	Brisbane	187 8/262*	237 8/132	QLD 50 runs 1st inns
1969-70	Perth	370 0/76	298 147	WA 10 wkts
1970-71	Brisbane	407 -	233 4/136	WA 174 runs 1st inns
1970-71	Perth	386 2/58	197 243	WA 8 wkts
1971-72	Perth	9/388*	- 164 131	WA inns & 93 runs
1971-72	Brisbane	278 0/29	103 203	WA 10 wkts
1972-73	Brisbane	284 54	294 4/48	QLD 6 wkts
1972-73	Perth	9/250*	3/99 240	108 WA 7 wkts
1973-74	Brisbane	150 194	9/175*	361 QLD 192 runs
1973-74	Perth	298 1/40	143 192	WA 9 wkts
1974-75	Brisbane	182 219	185 4/137	Drawn
1974-75	Perth	256 5/296*	107 7/358	Drawn
1975-76	Perth	157 251	211 293	QLD 96 runs
1975-76	Brisbane	320 -	2/91 -	Drawn
1976-77	Brisbane	405 -	185 8/359	Drawn
1976-77	Perth	417 -	186 105	WA inns & 126 runs
1977-78	Perth	8/315*	1/217 332	7/392* Drawn
1977-78	Brisbane	272 5/252*	343 4/53	Drawn
1978-79	Brisbane	9/240*	5/220* 273	3/65 Drawn
1978-79	Perth	9/158*	208 114	171 WA 81 runs
1979-80	Brisbane	163 148	206 151	QLD 46 runs
1979-80	Perth	6/573*	0/12 9/330*	403 Drawn
1980-81	Brisbane	261 420	439 0/82	Drawn
1980-81	Perth	8/305*	289 186	9/232 Drawn
1981-82	Brisbane	351 -	9/308 -	Drawn
1981-82	Perth	353 3/301*	331 7/276	Drawn
1982-83	Perth	406 -	52 261	WA inns & 93 runs
1982-83	Brisbane	376 -	394 4/92	Drawn
1983-84	Perth	235 9/311	295 5/321*	Drawn
1983-84	Brisbane	240 4/192	229 1/38	Drawn
1983-84	Perth (F)	363 6/224	7/431 154	WA 4 wkts
1984-85	Brisbane	156 224	366 0/15	QLD 10 wkts
1984-85	Perth	281 8/201	310 171	WA 2 wkts
1985-86	Brisbane	527 -	5/225 -	Drawn
1985-86	Perth	322 2/195	319 -	Drawn
1986-87	Brisbane (did not bat)	-	7/162 -	Drawn
1986-87	Perth	298 4/194	253 238	WA 6 wkts
1987-88	Brisbane	217 192	318 0/92	QLD 10 wkts
1987-88	Perth	348 7/194	303 238	WA 3 wkts
1987-88	Perth (F)	344 5/162	289 216	WA 5 wkts
1988-89	Brisbane	293 4/146	184 254	WA 6 wkts
1988-89	Perth	7/294*	- 291 2/17	Drawn
1989-90	Brisbane	9/350*	1/81 449	4/193* Drawn
1989-90	Perth	8/607*	- 273 157	WA inns & 177 runs

1990-91	Perth	7/402*	0/93 398	7/285*	Drawn
1990-91	Brisbane	271 2/296*	7/273*	3/297	QLD 7 wkts
1991-92	Brisbane	444 -	275	8/355	Drawn
1991-92	Perth	8/509*	- 207	287	WA inns & 15 runs
1992-93	Brisbane	370 184	221	283	WA 50 runs
1992-93	Perth	298 3/318	381	233	WA 7 wkts
1993-94	Perth	211 373	430	1/158	QLD 9 wkts
1993-94	Brisbane	413 -	244	8/375	Drawn
1994-95	Perth	284 146	239	3/192	QLD 7 wkts
1994-95	Brisbane	214 234	204	122	WA 122 runs
1995-96	Brisbane	110 241	362	-	QLD inns & 11 runs
1995-96	Perth	207 3/185	154	237	WA 7 wkts
1996-97	Brisbane	183 5/273	179	412	Drawn
1996-97	Perth	414 8/320	400	-	Drawn
1996-97	Perth (F)	165 304	320	309	QLD 160 runs
1997-98	Perth	184 186	321	2/23	QLD 8 wkts
1997-98	Brisbane	8/405*	5/106	197	313 WA 5 wkts
1998-99	Brisbane	309 8/356*	9/343*	5/233	Drawn
1998-99	Perth	245 209	375	4/81	QLD 6 wkts
1998-99	Brisbane (F)	9/425*	- 265	129	WA inns & 31 runs
1999-00	Brisbane	171 244	412	0/4	QLD 10 wkts
1999-00	Perth	9/588*	- 173	128	WA inns & 257 runs
2000-01	Perth	195 5/349	442	-	Drawn
2000-01	Brisbane	78 274	218	2/135	QLD 8 wkts
2001-02	Brisbane	8/360*	207 6/403*	4/166	QLD 6 wkts
2001-02	Perth	432 8/220	490	-	Drawn
2002-03	Brisbane	228 126	331	0/24	QLD 10 wkts
2002-03	Perth	107 201	151	3/160	QLD 7 wkts
2003-04	Perth	9/427*	6/312*	434	6/247 Drawn
2003-04	Brisbane	523 3/287	362 8/445*	-	WA 7 wkts
2004-05	Perth	512 4/234	561	-	Drawn
2004-05	Brisbane	323 4/199	354	409	Drawn
2005-06	Brisbane	331 7/220	308	242	WA 3 Wkts
2005-06	Perth	190 407	470	1/128	Drawn
2006-07	Perth	208 285	509	-	QLD inn & 16 runs
2006-07	Brisbane	317 -	139	133	WA inn & 45 runs
2007-08	Perth	5/565*	- 228	167	WA inns & 170 runs
2007-08	Brisbane	2/115*	9/278 3/310*	8/156*	Drawn
2008-09	Perth	206 196	208 8/321*	-	QLD 127 runs
2008-09	Brisbane	236 4/193	247 179	-	WA 6 wkts

# WESTERN AUSTRALIA v TASMANIA

Year	Venue	WA	TAS	Won by
1929-30	Hobart	248 7/303	290 1/42	Drawn
1977-78	Perth	7/303*	- 147	142 WA inns & 14 runs
1978-79	Devonport	6/277*	5/232*	153 6/359 TAS 4 wkts
1979-80	Perth	256 3/273	278	250 WA 7 wkts
1980-81	Devonport	8/252 3/121	246	123 WA 7 wkts
1981-82	Perth	328 5/186	234	279 WA 5 wkts
1982-83	Devonport	9/504*	- 201	184 WA inns & 109 runs
1982-83	Perth	329 6/242*	260 9/273	Drawn
1983-84	Perth	284 4/320	300 6/302*	WA 6 wkts
1983-84	Launceston	324 -	297	6/161 Drawn
1984-85	Perth	504 4/170*	359 7/212	Drawn
1984-85	Hobart	2/158*	- 5/307*	4/83 Drawn
1985-86	Perth	278 -	102	169 WA inns & 7 runs
1985-86	Hobart	7/553*	5/129* 8/407*	5/171 Drawn
1986-87	Devonport	430 0/50	264	213 WA 10 wkts
1986-87	Perth	531 3/97	267	357 WA 7 wkts
1987-88	Perth	6/461*	- 135	189 WA inns & 137 runs
1987-88	Hobart	334 7/263*	273	209 WA 115 runs
1988-89	Hobart	2/502*	- 213	1/108 Drawn
1988-89	Perth	273 8/312*	237 7/200	Drawn
1989-90	Perth	215 7/265	6/478*	- Drawn
1989-90	Launceston	4/229*	116 8/287*	143 TAS 84 runs
1990-91	Perth	337 8/88	177	246 WA 2 wkts
1990-91	Hobart	254 8/205	199	9/335* Drawn
1991-92	Hobart	331 0/35	172	193 WA 10 wkts
1991-92	Perth	200 6/422*	358 2/99	Drawn
1992-93	Perth	417 9/268	9/457*	- Drawn
1992-93	Hobart	321 299	7/370*	6/190 Drawn
1993-94	Hobart	5/473*	2/56 514	- Drawn
1993-94	Perth	454 6/286*	4/487*	1/53 Drawn
1994-95	Hobart	6/502	- 5/457*	- Drawn
1994-95	Perth	298 2/175	236	236 WA 8 wkts
1995-96	Perth	224 8/361*	184	6/402 TAS 4 wkts
1995-96	Hobart	357 5/184	9/357*	183 WA 5 wkts
1996-97	Perth	4/326*	258 6/473*	4/252* TAS 141 runs
1996-97	Hobart	312 3/180	314	175 WA 7 wkts
1997-98	Hobart	3/101*	4/367 5/366*	5/101* WA 6 wkts
1997-98	Perth	9/404*	9/314* 8/360*	173 WA 185 runs

1997-98	Perth (F)	571	3/63	285	348	WA 7 wkts
1998-99	Hobart	9/358*	2/162	326	-	Drawn
1998-99	Perth	6/486*	5/202*	228	248	WA 212 runs
1999-00	Perth	220	6/313	7/467*	-	Drawn
1999-00	Hobart	9/457*	4/280*	4/351*	261	WA 125 runs
2000-01	Hobart	7/298*	9/373	9/446*	9/238*	Drawn
2000-01	Perth	229	139	280	1/89	TAS 9 wkts
2001-02	Perth	7/594*	-	337	7/237	Drawn
2001-02	Hobart	137	134	347	-	TAS inns & 76 runs
2002-03	Perth	255	405	382	-	Drawn
2002-03	Hobart	3/52	-	179	-	Abandoned
2003-04	Perth	437	5/329*	380	7/386	Drawn
2003-04	Hobart	6/562*	6/270*	5/384*	9/396	Drawn
2004-05	Perth	9/478*	1/28	258	244	WA 9 wkts
2004-05	Hobart	9/331*	4/397	500	5/226*	WA 6 wkts
2005-06	Perth	405	176	234	8/348	TAS 2 wkts
2005-06	Hobart	215	3/148	86	276	WA 7 wkts
2006-07	Perth	5/353*	394	7/553*	7/200*	TAS 6 runs
2006-07	Hobart	392	7/181	94	477	WA 3 wkts
2007-08	Hobart	8/511*	2/353	343	1/75	Drawn
2007-08	Perth	372	8/318*	207	261	WA 222 runs
2008-09	Perth	283	6/197	187	292	WA 4 wkts
2008-09	Hobart	189	168	163	5/197	TAS 5 wkts

#### WESTERN AUSTRALIA v AUSTRALIAN XI

Year	Venue	WA	Aus XI	Won by
1920-21	Perth	9/88	- 396	- Drawn
1925-26	Perth	282	97 424	- Aus XI inns & 45 runs
1929-30	Perth	167 132	324	- Aus XI inns & 25 runs
1933-34	Perth	305	- 5/274	- Drawn
1935-36	Perth	114 62	425	- Aus XI inns & 249 runs
1937-38	Perth	192 73	391	- Aus XI inns & 126 runs
1947-48	Perth	348	3/62 7/442*	- Drawn
1952-53	Perth	179 9/260*	4/359* 3/74	Drawn
1955-56	Perth	267	- 185 5/198	Drawn
1960-61	Perth	351	- 329 0/1	Drawn
1963-64	Perth	357 285	5/527* 2/116	Aus XI 8 wkts

#### WESTERN AUSTRALIA v ENGLAND

Year	Venue	WA		ENG		Won by
1907-08	Perth	116	152	402	-	MCC inns & 134 runs
1907-08	Perth	256	7/265	7/362*	-	Drawn
1922-23	Perth	234	-	190	3/132	Drawn
1924-25	Perth	57	7/157	7/330*	-	Drawn
1924-25	Perth	138	69	397	-	MCC inns & 190 runs
1928-29	Perth	257	-	406	0/26	Drawn
1929-30	Perth	185	127	191	3/123	MCC 7 wkts
1932-33	Perth	135	-	334	152	Drawn
1935-36	Perth	232	1/23	344	266	Drawn
1936-37	Perth	142	147	4/469*	-	MCC inns & 180 runs
1946-47	Perth	366	1/48	477	-	Drawn
1950-51	Perth	236	4/207*	9/434*	3/121*	Drawn
1954-55	Perth	103	255	321	3/40	MCC 7 wkts
1958-59	Perth	221	3/124	351	4/146	Drawn
1962-63	Perth	77	274	303	0/49	MCC 10 wkts
1965-66	Perth	9/303*	291	5/447*	5/156*	MCC 9 runs
1970-71	Perth	5/257*	285	3/258*	6/256	Drawn
1974-75	Perth	8/265*	5/346	5/314*	177	WA 120 runs
1976-77	Perth	8/326*	4/218*	8/244*	8/239	Drawn
1977-78	Perth	52	78	144	126	England 140 runs
1982-83	Perth	167	197	156	9/209	England 1 wkt
1986-87	Perth	275	8/207*	152	6/153	Drawn
1990-91	Perth	289	4/329*	246	9/222	Drawn
1994-95	Perth	238	5/272	245	6/393*	Drawn
1998-99	Perth	8/334*	3/268*	321	4/192	Drawn
2002-03	Perth	213	248	327	5/130	Drawn

#### WA COMBINED XI v ENGLAND, SOUTH AFRICA OR WEST INDIES

Year	Venue	WA	Opponent	Won by
1928-29	Perth (Eng)	310	3/186 4/241*	- Drawn
1932-33	Perth (Eng)	159	4/139 7/583*	- Drawn
1936-37	Perth (Eng)	436	- 497 4/120	Drawn
1946-47	Perth (Eng)	462	- 302	- Drawn
1954-55	Perth (Eng)	86	163 311	- MCC inns & 62 runs
1958-59	Perth (Eng)	260	- 349 4/257	Drawn
1962-63	Perth (Eng)	317	0/115 157 270	Comb XI 10 wkts
1963-64	Perth (SA)	161	9/529 207 3/532*	Drawn
1965-66	Perth (Eng)/5/231*	6/322	7/379* 4/205*	Drawn
1968-69	Perth (WI)	333	3/354 254 7/432*	Comb XI 7 wkts

#### WESTERN AUSTRALIA v SOUTH AFRICA

Year	Venue	WA	SA	Won by		
1931-32	Perth	205	7/159	7/362*	3/151	Drawn
1931-32	Perth	183	62	9/488*	-	S Africa inns & 243 runs
1952-53	Perth	306	-	427	3/126	Drawn
1952-53	Perth	76	90	212	129	S Africa 175 runs
1963-64	Perth	268	9/160	297	5/132	S Africa 5 wkts
1997-98	Perth	8/347*	2/147	468	3/167*	Drawn
2001-02	Perth	8/600*	-	367	5/390	Drawn
2005-06	Perth	8/391*	-	179	164	WA 48 Runs

#### WESTERN AUSTRALIA v WEST INDIES

Year	Venue	WA		WI		Won by
1951-52	Perth	108	9/247	151	203	WA 1 wkt
1960-61	Perth	140	5/444*	97	393	WA 94 runs
1968-69	Perth	199	288	361	4/127	W Indies 6 wkts
1975-76	Perth	9/291*	520	479	217	WA 115 runs
1979-80	Perth	6/396*	2/87	169	313	WA 8 wkts
1984-85	Perth	3/317*	111	302	1/129	W Indies 9 wkts
1988-89	Perth	247	3/206	213	236	WA 7 wkts
1992-93	Perth	7/239*	131	280	4/326*	W Indies 236 runs
1996-97	Perth	6/293*	170	5/441*	1/26	W Indies 9 wkts
2000-01	Perth	358	3/70	132	293	WA 7 wkts

#### WESTERN AUSTRALIA v NEW ZEALAND

Year	Venue	WA	NZ	Won by
1953-54	Perth	246	133	371 7/192* NZ 184 runs
1961-62	Perth	113	3/253	249 5/173* Drawn
1970-71	Perth	338	0/71	417 - Drawn
1973-74	Perth	7/397*	5/271* 6/381*	6/288 NZ 6 wkts
1987-88	Perth	131	117 9/344*	- NZ inns & 96 runs
1989-90	Perth	9/374*	- 283	7/296 Drawn
1993-94	Perth	508	- 149 350	WA inns & 9 runs

#### WESTERN AUSTRALIA v INDIA

Year	Venue	WA		India		Won by
1947-48	Perth	171	4/70	127	-	Drawn
1947-48	Perth	270	172	252	184	WA 6 runs
1967-68	Perth	5/480*	-	299	161	WA inns & 20 runs
1977-78	Perth	5/366*	6/293*	238	271	WA 150 runs
1980-81	Perth	5/296*	5/262*	4/312*	1/116	Drawn

#### WESTERN AUSTRALIA v PAKISTAN

Year	Venue	WA	Pakistan	Won by
1972-73	Perth	6/398* 2/94	357 133	WA 8 wkts
1976-77	Perth	7/261* 4/333	274 5/319*	WA 6 wkts
1981-82	Perth	545 -	9/380* 2/92	Drawn
1983-84	Perth	349 4/187	290 242	WA 6 wkts
1989-90	Perth	9/398* -	75 245	WA inns & 78 runs
1995-96	Perth	4/402* 7/189*	164 8/226	Drawn
2004-05	Perth	9/404* 0/34	262 174	WA 10 wkts

#### WESTERN AUSTRALIA v SRI LANKA

Year	Venue	WA	Sri Lanka	Won by
1984-85	Perth	7/245*	79 8/217* 3/108	Sri Lanka 7 wkts

#### WESTERN AUSTRALIA v TAMIL NADU

Year	Venue	WA	Tamil Nadu	Won by
1988-89	Perth	2/438*	-	159 228 WA inns & 51 runs
1989-90	Madras	8/271	-	503 - Drawn

#### WESTERN AUSTRALIA v WORLD XI

Year	Venue	WA	World XI	Won by
1971-72	Perth	320 9/288*	255 281	World XI 72 runs

#### WESTERN AUSTRALIA v AUSTRALIAN SERVICES XI

Year	Venue	WA	Opponent	Won by
1945-46	Perth	323 2/144	301	Drawn

#### WESTERN AUSTRALIA v ZIMBABWE

Year	Venue	WA	Zimbabwe	Won by
2003-04	Perth	6/207*	4/266	330 6/146* Drawn

\* Denotes innings declared

(F) Denotes Final

# FIRST CLASS CRICKET OUTSTANDING BOWLING PERFORMANCES

## 14 WICKETS IN A MATCH

Alderman TM 14 for 87 v New South Wales, Perth 1981-82

## 13 WICKETS IN A MATCH

Selk RA 13 for 77 v Victoria, Fremantle 1909-10

## 12 WICKETS IN A MATCH

Brayshaw IJ 12 for 90 v Victoria, Perth 1967-68

Lillee DK 12 for 113 v South Australia, Adelaide 1975-76

Selk RA 12 for 127 v South Australia, Perth 1905-06

## 11 WICKETS IN A MATCH

Mulder B 11 for 67 v NSW, Perth 1996-97

Dorey BR 11 for 88 v Queensland, Brisbane 2008-09

Yardley B 11 for 98 v Tasmania, Devonport 1980-81

Christian AH 11 for 123 v South Australia, Perth 1908-09

Lock GAR 11 for 131 v Queensland, Brisbane 1968-69

Puckett CW 11 for 134 v India, Perth 1947-48

Gorringe HR 11 for 138 v Queensland, Perth 1952-53

Reid BA 11 for 143 v South Australia, Adelaide 1990-91

Christian AH 11 for 200 v South Australia, Fremantle 1908-09

## 10 WICKETS IN AN INNINGS

Brayshaw IJ 10 for 44 v Victoria, Perth 1967-68

## 5 WICKETS OR MORE IN AN INNINGS

Alderman TM \* 5 for 65 v NSW, Sydney 1974-75

5 for 65 v NSW, Perth 1976-77

6 for 63 v South Australia, Perth 1978-79

5 for 47 v West Indies, Perth 1979-80

6 for 80 v Queensland, Perth 1979-80

7 for 49 v South Australia, Perth 1981-82

7 for 59 v New South Wales, Perth 1981-82

7 for 28 v New South Wales, Perth 1981-82

5 for 65 v Victoria, Perth 1982-83

5 for 63 v England, Perth 1982-83

5 for 67 v England, Perth 1982-83

5 for 79 v Victoria, Perth 1983-84

6 for 109 v South Australia, Perth 1984-85

6 for 42 v Queensland, Perth 1984-85

5 for 35 v New South Wales, Perth 1987-88

6 for 91 v Queensland, Perth 1987-88

5 for 29 v South Australia, Adelaide 1988-89

5 for 26 v South Australia, Perth 1988-89

5 for 62 v New South Wales, Sydney 1989-90

5 for 51 v Queensland, Brisbane 1991-92

Angel J 5 for 59 v West Indies, Perth 1992-93

6 for 71 v Victoria, Perth 1992-93

5 for 32 v New Zealand, Perth 1993-94

5 for 108 v New Zealand, Perth 1993-94

5 for 57 v New South Wales, Perth 1993-94

5 for 59 v South Australia, Perth 1993-94

5 for 62 v New South Wales, Perth 1994-95

5 for 87 v Victoria, Perth 1994-95

5 for 90 v Queensland, Brisbane 1995-96

5 for 45 v Queensland, Perth 1995-96

6 for 68 v Tasmania, Perth 1995-96

5 for 64 v Victoria, Melbourne 1998-99

6 for 64 v New South Wales, Sydney 1999-00

5 for 78 v Tasmania, Perth 2000-01

6 for 52 v Victoria, Perth 2001-02

6 for 35 v Queensland, Perth 2002-03

Atkinson MP 5 for 92 v Tasmania, Perth 1997-98

Bevan HG 6 for 106 v Victoria, Perth 1956-57

5 for 55 v New Zealand, Perth 1961-62

5 for 44 v Victoria, Melbourne 1961-62

6 for 65 v NSW, Perth 1961-62

6 for 22 v Queensland, Perth 1962-63

6 for 93 v South Africa, Perth 1963-64

5 for 68 Com XI v S Africa, Perth 1963-64

Bishop EG \* 5 for 60 v South Australia, Adelaide 1892-93

Blundell GR 5 for 59 v MCC, Perth 1924-25

Brayshaw IJ 5 for 66 v NSW, Sydney 1965-66

5 for 74 v Queensland, Brisbane 1965-66

6 for 48 v Queensland, Perth 1975-76

5 for 59 v South Australia, Adelaide 1977-78

6 for 29 v Victoria, Perth 1977-78

5 for 26 v Victoria, Melbourne 1977-78

Breman TG 6 for 76 v Queensland, Perth 1985-86

Capes PA 5 for 95 v Tasmania, Perth 1988-89

5 for 69 v Tasmania, Perth 1988-89

5 for 74 v Queensland, Perth 1988-89

6 for 92 v Pakistan, Perth 1989-90

Casson B 6 for 64 v South Australia, Adelaide 2002-03

5 for 109 v Queensland, Perth 2003-04

5 for 88 v Queensland, Brisbane 2005-06

Christian AH 5 for 132 v MCC, Perth 1907-08

7 for 144 v South Australia, Fremantle 1908-09

5 for 67 v South Australia, Perth 1908-09

6 for 56 v South Australia, Perth 1908-09

6 for 40 v NSW, Sydney 1912-13

Clark MW 5 for 47 v South Australia, Perth 2002-03

Clark WM 6 for 47 v South Australia, Adelaide 1978-79

5 for 54 v Victoria, Melbourne 1978-79

6 for 39 v Queensland, Perth 1978-79

5 for 125 v South Australia, Perth 1982-83

Coyne TH \* 5 for 27 v South Australia, Perth 1905-06

Cumming KR 6 for 62 v Victoria, Perth 1947-48

Dorey BR 7 for 86 v Queensland, Brisbane 2005-06

6 for 36 v Victoria, St Kilda 2005-06

5 for 47 v New South Wales, Perth 2006-07

5 for 82 v South Australia, Perth 2007-08

5 for 37 v Tasmania, Hobart 2008-09

5 for 60 v Queensland, Brisbane 2008-09

5 for 104 v Victoria, Perth 2008-09

6 for 28 v Queensland, Brisbane 2008-09

Duffy WV 5 for 124 v Victoria, Melbourne 1892-93

Dunn WP 5 for 71 v Victoria, Melbourne 1948-49

6 for 26 v South Australia, Perth 1949-50

Edmondson BM 5 for 90 v South Australia, Perth 2003-04

6 for 28 v Tasmania, Hobart 2006-07

7 for 95 v Queensland, Brisbane 2007-08

Evans WA 5 for 37 v South Australia, Perth 1926-27

Eyres G 5 for 58 v South Australia, Adelaide 1937-38

5 for 47 v Victoria, Perth 1938-39

Francis SG \* 5 for 94 v NSW, Sydney 1933-34

5 for 49 v South Australia, Adelaide 1933-34

Gannon JB 6 for 107 v South Australia, Perth 1966-67

5 for 97 v Victoria, Melbourne 1971-72

Gardiner GA 5 for 21 v Victoria, Melbourne 1937-38

Gaunt RA 7 for 104 v NSW, Sydney 1956-57

5 for 77 v NSW, Perth 1957-58

5 for 116 v Queensland, Perth 1957-58

	6 for 81 v Queensland, Brisbane	1958-59		6 for 97 v Queensland, Brisbane	1980-81
	5 for 52 v Queensland, Perth	1959-60		6 for 62 v NSW, Perth	1983-84
Gorringe HR	8 for 56 v Queensland, Perth	1952-53		5 for 63 v Victoria, Perth	1983-84
	5 for 92 v South Australia, Adelaide	1954-55	Lock GAR	7 for 53 v Victoria, Melbourne	1962-63
Halcombe RA	5 for 40 v Victoria, Perth	1938-39		5 for 90 v Victoria, Perth	1964-65
Heal AK	5 for 103 v Tasmania, Perth	2006-07		5 for 61 v Victoria, Melbourne	1965-66
	5 for 57 v Tasmania, Perth	2006-07		5 for 118 v South Australia, Adelaide	1965-66
Herbert MU	7 for 45 v India, Perth	1947-48		5 for 93 v South Australia, Perth	1965-66
	5 for 82 v Victoria, Perth	1949-50		5 for 77 v Victoria, Melbourne	1966-67
Hoare DE	6 for 85 v South Australia Adelaide	1958-59		5 for 68 v NSW Perth	1966-67
	5 for 103 v NSW, Perth	1958-59		6 for 85 v Queensland, Perth	1966-67
	6 for 89 v South Australia, Perth	1958-59		5 for 45 v Queensland, Brisbane	1967-68
	5 for 95 v Victoria, Melbourne	1959-60		5 for 62 v Queensland, Perth	1967-68
	6 for 18 v South Australia, Perth	1959-60		5 for 61 v Victoria, Melbourne	1967-68
	5 for 56 v West Indies, Perth	1960-61		5 for 36 v Victoria, Perth	1967-68
	6 for 76 v South Australia, Perth	1960-61		5 for 103 v Victoria, Perth	1968-69
	5 for 56 v Queensland, Perth	1960-61		7 for 61 v Queensland, Brisbane	1968-69
	5 for 98 v Queensland, Brisbane	1964-65		5 for 104 v South Australia, Perth	1968-69
	8 for 98 v NSW, Perth	1964-65	McCague MJ	5 for 53 v Queensland, Brisbane	1969-70
	5 for 60 v MCC, Perth	1962-63	*	5 for 105 v Victoria, St Kilda	1990-91
Hogan TG	6 for 91 v New South Wales, Sydney	1982-83	McKenzie GD	5 for 50 v NSW, Sydney	1961-62
	5 for 74 v Queensland, Brisbane	1982-83		6 for 101 v Victoria, Perth	1963-64
	5 for 31 v Victoria, Perth	1983-84		5 for 42 v Queensland, Perth	1964-65
	5 for 106 v Victoria, Perth	1984-85		6 for 100 v NSW, Perth	1965-66
	6 for 57 v Tasmania, Hobart	1987-88		5 for 53 v NSW, Perth	1967-68
	5 for 60 v Tasmania, Launceston	1989-90		5 for 81 v South Australia, Adelaide	1967-68
Hogg GB	5 for 59 v South Australia, Adelaide	1995-96		5 for 51 v Queensland, Brisbane	1973-74
	5 for 126 v Victoria, Perth	1995-96	Macleay KH	5 for 26 v Victoria, Perth	1982-83
	5 for 53 v New South Wales, Sydney	1999-00		5 for 12 v Queensland, Perth	1982-83
	6 for 44 v Tasmania, Perth	2004-05		5 for 54 v Tasmania, Perth	1984-85
	5 for 105 v Queensland, Perth	2006-07		5 for 115 v West Indies, Perth	1984-85
	6 for 69 v New South Wales, Sydney	2006-07		6 for 93 v NSW, Perth	1985-86
	5 for 77 v Queensland, Perth	2007-08		5 for 99 v Queensland, Perth	1987-88
	5 for 62 v Victoria, Melbourne	2007-08	Magoffin SJ	5 for 76 v Tasmania, Hobart	2004-05
Hubble JM	7 for 49 v Queensland, Perth	1972-73		8 for 47 v South Australia, Perth	2005-06
Inness MW	5 for 38 v Queensland, Perth	2007-08		5 for 53 v Tasmania, Hobart	2007-08
	6 for 83 v South Australia, Adelaide	2007-08		5 for 67 v Victoria, Perth	2007-08
	5 for 59 v South Australia, Perth	2007-08		6 for 66 v New South Wales, Perth	2008-09
Inverarity M	* 6 for 162 v Victoria, Melbourne	1925-26	Malone MF	5 for 72 v Queensland, Perth	1975-76
	6 for 179 v South Australia, Adelaide	1925-26		5 for 28 v Victoria, Melbourne	1975-76
	5 for 144 v South Africa, Perth	1931-32		5 for 68 v South Australia, Adelaide	1976-77
Julian BP	5 for 26 v Tasmania, Hobart	1991-92		6 for 33 v Victoria, Melbourne	1976-77
	5 for 72 v West Indies, Perth	1992-93		5 for 45 v Queensland, Perth	1976-77
	5 for 84 v Victoria, St Kilda	1992-93		5 for 51 v NSW, Perth	1976-77
	5 for 103 v Queensland, Perth	1992-93		5 for 83 v Queensland, Brisbane	1979-80
	5 for 34 v NSW, Perth	1993-94	Mann AL	5 for 34 v NSW, Perth	1969-70
	5 for 58 v NSW, Perth	1994-95		5 for 65 v Queensland, Perth	1969-70
	5 for 59 v Tasmania, Perth	1994-95		5 for 88 v Victoria, Perth	1969-70
	5 for 63 v Tasmania, Perth	1994-95		6 for 94 v South Australia, Adelaide	1974-75
	5 for 70 v South Australia, Adelaide	1995-96		5 for 43 v Tasmania, Perth	1977-78
	5 for 58 v NSW, Sydney	1995-96	Marks VJ	5 for 55 v Victoria, Perth	1986-87
	5 for 95 v South Australia, Adelaide	1995-96	Matthews CD	5 for 23 v Victoria, Perth	1985-86
	5 for 98 v South Australia, Adelaide	1996-97		5 for 40 v New South Wales, Perth	1985-86
	7 for 48 v Victoria, Melbourne	1996-97		6 for 75 v NSW, Perth	1986-87
	7 for 39 v New South Wales, Sydney	1997-98		6 for 84 v Victoria, Perth	1986-87
	6 for 45 v South Australia, Perth	1997-98		6 for 46 v Tasmania, Perth	1986-87
Lillee DK	7 for 36 v South Australia, Perth	1969-70		6 for 56 v New South Wales, Perth	1987-88
	5 for 65 v NSW, Perth	1970-71		6 for 77 v Tasmania, Hobart	1987-88
	6 for 24 v Queensland, Brisbane	1971-72		8 for 101 v Queensland, Perth	1987-88
	5 for 75 v Victoria, Perth	1971-72		5 for 84 v West Indies, Perth	1988-89
	6 for 30 v Pakistan, Perth	1972-73		5 for 72 v Queensland, Brisbane	1989-90
	6 for 43 v NSW, Sydney	1972-73		6 for 81 v New South Wales, Perth	1989-90
	5 for 87 v South Australia, Adelaide	1972-73		7 for 22 v Pakistan, Perth	1989-90
	5 for 58 v Victoria, Perth	1975-76		6 for 48 v Tasmania, Hobart	1990-91
	7 for 41 v South Australia, Adelaide	1975-76		5 for 66 v England, Perth	1990-91
	5 for 72 v South Australia, Adelaide	1975-76	Mayne LC	* 7 for 75 v NSW, Perth	1961-62
	5 for 68 v South Australia, Adelaide	1976-77		5 for 139 v NSW, Perth	1963-64
	6 for 78 v Victoria, Perth	1976-77		5 for 43 v Queensland, Brisbane	1967-68
	5 for 44 v South Australia, Perth	1976-77		6 for 59 v NSW, Sydney	1967-68
	5 for 37 v South Australia, Perth	1976-77		5 for 56 v Victoria, Melbourne	1967-68
	6 for 94 v Queensland, Brisbane	1979-80	Moody TM	7 for 43 v Victoria, Perth	1990-91
	5 for 157 v Victoria, Perth	1980-81		7 for 38 v Tasmania, Hobart	1995-96

	7 for 41 v Tasmania, Hobart	1996-97		5 for 103 v South Australia, Fremantle	1905-06
	5 for 20 v South Australia, Perth	1997-98		8 for 28 v Victoria, Fremantle	1909-10
	5 for 26 v NSW, Perth	2000-01		5 for 49 v Victoria, Fremantle	1909-10
Mulder B	6 for 125 v Victoria, Melbourne	1985-86		5 for 73 v Victoria, Perth	1909-10
	6 for 65 v NSW, Perth	1996-97	Simpson RB	5 for 45 v NSW, Perth	1959-60
	5 for 2 v NSW, Perth	1996-97	Strauss RB	7 for 75 v South Africa, Perth	1952-53
Nicholls PA	* 5 for 68 v South Australia, Adelaide	1971-72		7 for 59 v South Australia, Adelaide	1956-57
Nicholson MJ	7 for 77 v England, Perth	1998-99		5 for 47 v Victoria, Melbourne	1956-57
	5 for 49 v South Australia, Perth	1998-99		6 for 66 v NSW, Sydney	1956-57
	5 for 75 v Tasmania, Hobart	1998-99		5 for 51 v South Australia, Perth	1957-58
	5 for 68v South Africa, Perth	2001-02		5 for 39 v Victoria, Perth	1958-59
O'Dwyer TE	5 for 47 v South Australia, Perth	1947-48		5 for 79 v Queensland, Perth	1958-59
	7 for 79 v Queensland, Brisbane	1947-48		5 for 99 v Com XI v MCC, Perth	1958-59
	6 for 164 v NSW, Perth	1948-49		5 for 100 v Queensland, Brisbane	1959-60
Outridge TM	5 for 78 v Victoria, Melbourne	1952-53	Swan GG	* 5 for 54 v South Australia, Perth	1999-00
Paulsen RG	6 for 106 v NSW, Sydney	1974-75	Taaffe FH	5 for 89 v NSW, Perth	1922-23
	7 for 41 v MCC, Perth	1974-75	Watson GD	5 for 68 v Victoria, Perth	1972-73
	8 for 71 v West Indies, Perth	1975-76		5 for 68 v Queensland, Perth	1972-73
Preen AT	6 for 97 v Victoria, Melbourne	1955-56		5 for 53 v NSW, Perth	1973-74
Price RH	5 for 68 v Queensland, Perth	1950-51		5 for 69 v South Australia, Perth	1973-74
	5 for 49 v Queensland, Perth	1950-51	Williams BA	* 6 for 74 v Victoria, Perth	1999-00
	5 for 70 v NSW, Sydney	1951-52		5 for 49 v South Australia, Adelaide	1999-00
	5 for 83 v Victoria, Perth	1953-54		5 for 79 v Victoria, Melbourne	1999-00
Puckett CW	5 for 126 v MCC, Perth	1946-47		5 for 86 v Queensland, Brisbane	1999-00
	6 for 48 v Queensland, Brisbane	1947-48		5 for 38 v Queensland, Perth	1999-00
	5 for 56 v India Perth	1947-48		5 for 38 v South Australia, Adelaide	2002-03
	6 for 78 v India, Perth	1947-48		5 for 48 v Tasmania, Hobart	2002-03
	5 for 71 v Queensland, Perth	1948-49	Wilson P	* 6 for 76 v Victoria, Perth	2002-03
	5 for 136 v Victoria, Melbourne	1948-49	Worthington PC	6 for 59 v South Australia, Perth	2003-04
	5 for 95 v NSW, Sydney	1949-50	Yardley B	6 for 62 v NSW, Sydney	1976-77
	6 for 68 v Queensland, Brisbane	1949-50		7 for 44 v South Australia, Adelaide	1977-78
	5 for 80 v Victoria, Perth	1949-50		5 for 54 v England, Perth	1978-79
	5 for 114 v Victoria, Perth	1949-50		5 for 61 v Victoria, Melbourne	1978-79
	6 for 35 v South Australia, Perth	1951-52		5 for 65 v Queensland, Perth	1978-79
	5 for 45 v West Indies, Perth	1951-52		5 for 27 v South Australia, Perth	1978-79
	5 for 119 v South Africa, Perth	1952-53		5 for 112 v Victoria, Perth	1980-81
Reid BA	6 for 54 v Tasmania, Perth	1985-86		7 for 62 v Tasmania, Devonport	1980-81
	5 for 34 v South Australia, Perth	1987-88		5 for 85 v South Australia, Perth	1980-81
	6 for 94 v South Australia, Adelaide	1990-91		5 for 41 v Tasmania, Devonport	1982-83
	5 for 49 v South Australia, Adelaide	1990-91		5 for 68 v Tasmania, Devonport	1982-83
	5 for 55 v Tasmania, Hobart	1991-92		5 for 117 v Tasmania, Perth	1982-83
	5 for 34 v Victoria, Perth	1993-94	Zimbulis AG	5 for 60 v Victoria, Melbourne	1937-38
	5 for 36 v Victoria, Perth	1995-96	Zoehrer TJ	5 for 58 v South Australia, Adelaide	1991-92
Selk RA	7 for 108 v South Australia, Perth	1905-06			
	5 for 19 v South Australia, Perth	1905-06			

\* denotes 5 wickets in an innings on debut for WA

## FIVE WICKETS IN AN INNINGS AT EACH VENUE

OPPONENTS	VENUES										TOTALS
	Perth	St Kilda	Sydney	Brisbane	Adelaide	Fremantle	Hobart	Launceston	Devonport	Melbourne	
New South Wales	35		20								55
Queensland	36			26							62
South Australia	39				31	2					72
Tasmania	15						13	1	3		32
Victoria	42	2				2				28	74
England (MCC)	11										11
India	3										3
New Zealand	3										3
Pakistan	3										3
South Africa	5										5
West Indies	8										8
<b>TOTALS</b>	<b>200</b>	<b>2</b>	<b>20</b>	<b>26</b>	<b>31</b>	<b>4</b>	<b>13</b>	<b>1</b>	<b>3</b>	<b>28</b>	<b>328</b>

# FIVE WICKETS OR MORE IN AN INNINGS

10/44	IJ Brayshaw	v Victoria, Perth	1967-68	6/62	KR Cumming	v Victoria, Perth	1947-48
8/28	RA Selk	v Victoria, Fremantle	1909-10	6/62	DK Lillee	v NSW, Perth	1983-84
8/47	SJ Magoffin	v South Australia, Perth	2005-06	6/62	B Yardley	v NSW, Sydney	1976-77
8/56	HR Gorringe	v Queensland, Perth	1952-53	6/63	TM Alderman	v South Australia, Perth	1978-79
8/71	RG Paulsen	v West Indies, Perth	1975-76	6/64	J Angel	v New South Wales, Sydney	1999-00
8/98	DE Hoare	v NSW, Perth	1964-65	6/64	B Casson	v South Australia, Adelaide	2002-03
8/101	CD Matthews	v Queensland, Perth	1987-88	6/65	HG Bevan	v NSW, Perth	1961-62
7/22	CD Matthews	v Pakistan, Perth	1989-90	6/65	B Mulder	v NSW, Perth	1996-97
7/28	TM Alderman	v NSW, Perth	1981-82	6/66	RB Strauss	v NSW, Sydney	1956-57
7/36	DK Lillee	v South Australia, Perth	1969-70	6/66	SJ Magoffin	v New South Wales, Perth	2008-09
7/38	TM Moody	v Tasmania, Hobart	1995-96	6/68	CW Puckett	v Queensland, Brisbane	1949-50
7/39	BP Julian	v New South Wales, Sydney	1997-98	6/68	J Angel	v Tasmania, Perth	1995-96
7/41	DK Lillee	v South Australia, Adelaide	1975-76	6/69	GB Hogg	v New South Wales, Sydney	2006-07
7/41	RG Paulsen	v MCC, Perth	1974-75	6/71	J Angel	v Victoria, Perth	1992-93
7/41	TM Moody	v Tasmania, Hobart	1996-97	6/74	BA Williams	v Victoria, Perth	1999-00
7/43	TM Moody	v Victoria, Perth	1990-91	6/75	CD Matthews	v NSW, Perth	1986-87
7/44	B Yardley	v South Australia, Adelaide	1977-78	6/76	TG Breman	v Queensland, Perth	1985-86
7/45	MU Herbert	v India, Perth	1947-48	6/76	DE Hoare	v South Australia, Perth	1960-61
7/48	BP Julian	v Victoria, Melbourne	1996-97	6/76	P Wilson	v Victoria, Perth	2002-03
7/49	TM Alderman	v South Australia, Perth	1981-82	6/77	CD Matthews	v Tasmania, Hobart	1987-88
7/49	JM Hubble	v Queensland, Perth	1972-73	6/78	DK Lillee	v Victoria, Perth	1976-77
7/53	GAR Lock	v Victoria, Melbourne	1962-63	6/78	CD Puckett	v India, Perth	1947-48
7/59	TM Alderman	v NSW, Perth	1981-82	6/80	TM Alderman	v Queensland, Perth	1979-80
7/59	RB Strauss	v South Australia, Adelaide	1956-57	6/81	RA Gaunt	v Queensland, Brisbane	1958-59
7/61	GAR Lock	v Queensland, Brisbane	1968-69	6/81	CD Matthews	v NSW, Perth	1989-90
7/62	B Yardley	v Tasmania, Devonport	1980-81	6/83	MW Inness	v South Australia, Adelaide	2007-08
7/75	LC Mayne	v NSW, Perth	1961-62	6/84	CD Matthews	v Victoria, Perth	1986-87
7/75	RB Strauss	v South Africa, Perth	1952-53	6/85	DE Hoare	v South Australia, Adelaide	1958-59
7/77	MJ Nicholson	v England, Perth	1998-99	6/85	GAR Lock	v Queensland, Perth	1966-67
7/79	TE O'Dwyer	v Queensland, Brisbane	1947-48	6/89	DE Hoare	v South Australia Perth	1958-59
7/86	BR Dorey	v Queensland, Brisbane	2005-06	6/91	TG Hogan	v NSW, Sydney	1982-83
7/95	BM Edmondson	v Queensland, Brisbane	2007-08	6/91	TM Alderman	v Queensland, Perth	1987-88
7/104	RA Gaunt	v NSW, Sydney	1956-57	6/92	PA Capes	v Pakistan, Perth	1989-90
7/108	RA Selk	v South Australia, Perth	1905-06	6/93	HG Bevan	v South Africa, Perth	1963-64
7/144	AH Christian	v South Australia, Fremantle	1908-09	6/93	KH Macleay	v NSW, Perth	1985-86
6/18	DE Hoare	v South Australia, Perth	1959-60	6/94	DK Lillee	v Queensland, Brisbane	1979-80
6/22	HG Bevan	v Queensland, Perth	1962-63	6/94	AL Mann	v South Australia, Adelaide	1974-75
6/24	DK Lillee	v Queensland, Brisbane	1971-72	6/94	BA Reid	v South Australia, Adelaide	1990-91
6/26	WP Dunn	v South Australia, Perth	1949-50	6/97	DK Lillee	v Queensland, Brisbane	1980-81
6/28	BM Edmondson	v Tasmania, Hobart	2006-07	6/97	AT Preen	v Victoria, Melbourne	1955-56
6/28	BR Dorey	v Queensland, Brisbane	2008-09	6/100	GD McKenzie	v NSW, Perth	1965-66
6/29	IJ Brayshaw	v Victoria, Perth	1977-78	6/101	GD McKenzie	v Victoria, Perth	1963-64
6/30	DK Lillee	v Pakistan, Perth	1972-73	6/106	HG Bevan	v Victoria, Perth	1956-57
6/33	MF Malone	v Victoria, Melbourne	1976-77	6/106	RG Paulsen	v NSW, Sydney	1974-75
6/35	CW Puckett	v South Australia, Perth	1951-52	6/107	JB Gannon	v South Australia, Perth	1966-67
6/35	J Angel	v Queensland, Perth	2002-03	6/109	TM Alderman	v South Australia, Perth	1984-85
6/36	BR Dorey	v Victoria, St Kilda	2005-06	6/125	B Mulder	v Victoria, Melbourne	1985-86
6/39	WM Clark	v Queensland, Perth	1978-79	6/162	M Inverarity	v Victoria, Melbourne	1925-26
6/40	AH Christian	v NSW, Sydney	1912-13	6/164	TE O'Dwyer	v NSW, Perth	1948-49
6/42	TM Alderman	v Queensland, Perth	1984-85	6/179	M Inverarity	v South Australia, Adelaide	1925-26
6/43	DK Lillee	v NSW, Sydney	1972-73	5/2	B Mulder	v NSW, Perth	1996-97
6/44	GB Hogg	v Tasmania, Perth	2004-05	5/12	KH Macleay	v Queensland, Perth	1982-83
6/45	BP Julian	v South Australia, Perth	1997-98	5/19	RA Selk	v South Australia, Perth	1905-06
6/46	CD Matthews	v Tasmania, Perth	1986-87	5/20	TM Moody	v South Australia, Perth	1997-98
6/47	WM Clark	v South Australia, Adelaide	1978-79	5/21	GA Gardiner	v Victoria, Melbourne	1937-38
6/48	IJ Brayshaw	v Queensland, Perth	1975-76	5/23	CD Matthews	v Victoria, Perth	1985-86
6/48	CD Matthews	v Tasmania, Hobart	1990-91	5/26	TM Alderman	v South Australia, Perth	1988-89
6/48	CW Puckett	v Queensland, Brisbane	1947-48	5/26	IJ Brayshaw	v Victoria, Melbourne	1977-78
6/52	J Angel	v Victoria, Perth	2001-02	5/26	BP Julian	v Tasmania, Hobart	1991-92
6/54	BA Reid	v Tasmania, Perth	1985-86	5/26	KH Macleay	v Victoria, Perth	1982-83
6/55	BA Reid	v Tasmania, Hobart	1991-92	5/26	TM Moody	v NSW, Perth	2000-01
6/56	AH Christian	v South Australia, Perth	1908-09	5/27	TH Coyne	v South Australia, Perth	1905-06
6/56	CD Matthews	v NSW, Perth	1987-88	5/27	B Yardley	v South Australia, Perth	1978-79
6/57	TG Hogan	v Tasmania, Hobart	1987-88	5/28	MF Malone	v Victoria, Melbourne	1975-76
6/59	LC Mayne	v NSW, Sydney	1967-68	5/29	TM Alderman	v South Australia, Adelaide	1988-89
6/59	PC Worthington	v South Australia, Perth	2003-04	5/31	TG Hogan	v Victoria, Perth	1983-84

5/32	J Angel	v New Zealand, Perth	1993-94	5/53	GD Watson	v NSW, Perth	1973-74
5/34	AL Mann	v NSW, Perth	1969-70	5/53	SJ Magoffin	v Tasmania, Hobart	2007-08
5/34	BA Reid	v South Australia, Perth	1987-88	5/54	WM Clark	v Victoria, Melbourne	1978-79
5/34	BP Julian	v NSW, Perth	1993-94	5/54	KH Macleay	v Tasmania, Perth	1984-85
5/35	TM Alderman	v NSW, Perth	1987-88	5/54	GG Swan	v South Australia, Perth	1999-00
5/36	GAR Lock	v Victoria, Perth	1967-68	5/54	B Yardley	v England, Perth	1978-79
5/36	BA Reid	v Victoria, Perth	1995-96	5/55	HG Bevan	v New Zealand, Perth	1961-62
5/37	WA Evans	v South Australia, Perth	1926-27	5/55	VJ Marks	v Victoria, Perth	1986-87
5/37	DK Lillee	v South Australia, Perth	1976-77	5/56	DE Hoare	v West Indies, Perth	1960-61
5/37	BR Dorey	v Tasmania, Hobart	2008-09	5/56	DE Hoare	v Queensland, Perth	1960-61
5/38	BA Williams	v Queensland, Perth	1999-00	5/56	LC Mayne	v Victoria, Melbourne	1967-68
5/38	BA Williams	v South Australia, Adelaide	2002-03	5/56	CW Puckett	v India, Perth	1947-48
5/38	MW Inness	v Queensland, Perth	2007-08	5/57	J Angel	v NSW, Perth	1993-94
5/39	RB Strauss	v Victoria, Perth	1958-59	5/57	AK Heal	v Tasmania, Perth	2006-07
5/40	RA Halcombe	v Victoria, Perth	1938-39	5/58	G Eyres	v South Australia, Adelaide	1937-38
5/40	CD Matthews	v NSW, Perth	1985-86	5/58	DK Lillee	v Victoria, Perth	1975-76
5/41	B Yardley	v Tasmania, Devonport	1982-83	5/58	TJ Zoehrer	v South Australia, Adelaide	1991-92
5/42	GD McKenzie	v Queensland, Perth	1964-65	5/58	BP Julian	v New South Wales, Perth	1994-95
5/43	AL Mann	v Tasmania, Perth	1977-78	5/58	BP Julian	v NSW, Sydney	1995-96
5/43	LC Mayne	v Queensland, Brisbane	1967-68	5/59	GR Blundell	v MCC, Perth	1924-25
5/44	HG Bevan	v Victoria, Melbourne	1961-62	5/59	IJ Brayshaw	v South Australia, Adelaide	1977-78
5/44	DK Lillee	v South Australia Perth	1976-77	5/59	J Angel	v West Indies, Perth	1992-93
5/45	GAR Lock	v Queensland, Brisbane	1967-68	5/59	J Angel	v South Australia, Perth	1993-94
5/45	MF Malone	v Queensland, Perth	1976-77	5/59	BP Julian	v Tasmania, Perth	1994-95
5/45	CW Puckett	v West Indies, Perth	1951-52	5/59	GB Hogg	v South Australia, Adelaide	1995-96
5/45	RB Simpson	v NSW, Perth	1959-60	5/59	MW Inness	v South Australia, Perth	2007-08
5/45	J Angel	v Queensland, Perth	1995-96	5/60	EG Bishop	v South Australia, Adelaide	1892-93
5/47	TM Alderman	v West Indies, Perth	1979-80	5/60	DE Hoare	v MCC, Perth	1962-63
5/47	G Eyres	v Victoria, Perth	1938-39	5/60	TG Hogan	v Tasmania, Launceston	1989-90
5/47	TE O'Dwyer	v South Australia, Perth	1947-48	5/60	AG Zimbalis	v Victoria, Melbourne	1937-38
5/47	RB Strauss	v Victoria, Melbourne	1956-57	5/60	BR Dorey	v Queensland, Brisbane	2008-09
5/47	MW Clark	v South Australia, Perth	2002-03	5/61	GAR Lock	v Victoria, Melbourne	1965-66
5/47	BR Dorey	v New South Wales, Perth	2006-07	5/61	GAR Lock	v Victoria, Melbourne	1967-68
5/48	BA Williams	v Tasmania, Hobart	2002-03	5/61	B Yardley	v Victoria, Melbourne	1978-79
5/49	SG Francis	v South Australia, Adelaide	1933-34	5/62	TM Alderman	v NSW, Sydney	1989-90
5/49	RH Price	v Queensland, Perth	1950-51	5/62	GAR Lock	v Queensland, Perth	1967-68
5/49	BA Reid	v South Australia, Adelaide	1990-91	5/62	J Angel	v New South Wales, Perth	1994-95
5/49	RA Selk	v Victoria, Fremantle	1909-10	5/62	GB Hogg	v Victoria, Melbourne	2007-08
5/49	MJ Nicholson	v South Australia, Perth	1998-99	5/63	TM Alderman	v England, Perth	1982-83
5/49	BA Williams	v South Australia, Adelaide	1999-00	5/63	DK Lillee	v Victoria, Perth	1983-84
5/50	GD McKenzie	v NSW, Sydney	1961-62	5/63	BP Julian	v Tasmania, Perth	1994-95
5/51	GD McKenzie	v Queensland, Brisbane	1973-74	5/64	J Angel	v Victoria, Melbourne	1998-99
5/51	MF Malone	v NSW, Perth	1976-77	5/65	TM Alderman	v NSW, Sydney	1974-75
5/51	RB Strauss	v South Australia, Perth	1957-58	5/65	TM Alderman	v NSW, Perth	1976-77
5/51	TM Alderman	v Queensland, Brisbane	1991-92	5/65	TM Alderman	v Victoria, Perth	1982-83
5/52	RA Gaunt	v Queensland, Perth	1959-60	5/65	DK Lillee	v NSW, Perth	1970-71
5/53	GB Hogg	v New South Wales, Sydney	1999-00	5/65	AL Mann	v Queensland, Perth	1969-70
5/53	GAR Lock	v Queensland, Brisbane	1969-70	5/65	B Yardley	v Queensland, Perth	1978-79
5/53	GD McKenzie	v NSW, Perth	1967-68	5/66	Il Brayshaw	v NSW, Sydney	1965-66
				5/66	CD Matthews	v England, Perth	1990-91
				5/67	TM Alderman	v England, Perth	1982-83
				5/67	AH Christian	v South Australia, Perth	1908-09
				5/67	SJ Magoffin	v Victoria, Perth	2007-08
				5/68	HG Bevan	v South Africa, Perth	1963-64
				5/68	DK Lillee	v South Australia, Adelaide	1976-77
				5/68	GAR Lock	v NSW, Perth	1966-67
				5/68	MF Malone	v South Australia, Adelaide	1976-77
				5/68	PA Nicholls	v South Australia, Adelaide	1971-72
				5/68	RH Price	v Queensland, Perth	1950-51
				5/68	GD Watson	v Victoria, Perth	1972-73
				5/68	GD Watson	v Queensland, Perth	1972-73
				5/68	B Yardley	v Tasmania, Devonport	1982-83
				5/68	MJ Nicholson	v South Africa, Perth	2001-02
				5/69	PA Capes	v Tasmania, Perth	1988-89
				5/69	GD Watson	v South Australia, Perth	1973-74
				5/70	RH Price	v NSW, Sydney	1951-52
				5/70	BP Julian	v South Australia, Adelaide	1995-96
				5/71	WP Dunn	v Victoria, Melbourne	1948-49
				5/71	CW Puckett	v Queensland, Perth	1948-49
				5/72	DK Lillee	v South Australia, Adelaide	1975-76
				5/72	MF Malone	v Queensland, Perth	1975-76
				5/72	CD Matthews	v Queensland, Brisbane	1989-90
				5/72	BP Julian	v West Indies, Perth	1992-93
				5/73	RA Selk	v Victoria, Perth	1909-10



5/74	IJ Brayshaw	v Queensland, Brisbane	1965-66
5/74	PA Capes	v Queensland, Perth	1988-89
5/74	TG Hogan	v Queensland, Brisbane	1982-83
5/75	DK Lillee	v Victoria, Perth	1971-72
5/75	MJ Nicholson	v Tasmania, Hobart	1998-99
5/76	SJ Magoffin	v Tasmania, Hobart	2004-05
5/77	RA Gaunt	v NSW, Perth	1957-58
5/77	GAR Lock	v Victoria, Melbourne	1966-67
5/77	GB Hogg	v Queensland, Perth	2007-08
5/78	J Angel	v Tasmania, Perth	2000-01
5/78	TM Outridge	v Victoria, Melbourne	1952-53
5/79	TM Alderman	v Victoria, Perth	1983-84
5/79	RB Strauss	v Queensland, Perth	1958-59
5/79	BA Williams	v Victoria, Melbourne	1999-00
5/80	CW Puckett	v Victoria, Perth	1949-50
5/81	GD McKenzie	v South Australia, Adelaide	1967-68
5/82	MU Herbert	v Victoria, Perth	1949-50
5/82	BR Dorey	v South Australia, Perth	2007-08
5/83	MF Malone	v Queensland, Brisbane	1979-80
5/83	RH Price	v Victoria, Perth	1953-54
5/84	CD Matthews	v West Indies, Perth	1988-89
5/84	BP Julian	v Victoria, St Kilda	1992-93
5/85	B Yardley	v South Australia, Perth	1980-81
5/86	BA Williams	v Queensland, Brisbane	1999-00
5/87	DK Lillee	v South Australia, Adelaide	1972-73
5/87	J Angel	v Victoria, Perth	1994-95
5/88	B Casson	v Queensland, Brisbane	2005-06
5/88	AL Mann	v Victoria, Perth	1969-70
5/89	FH Taaffe	v NSW, Perth	1922-23
5/90	GAR Lock	v Victoria, Perth	1964-65
5/90	J Angel	v Queensland, Brisbane	1995-96
5/90	BM Edmondson	v South Australia, Perth	2003-04
5/92	HR Gorringe	v South Australia, Adelaide	1954-55
5/92	MP Atkinson	v Tasmania, Perth	1997-98
5/93	GAR Lock	v South Australia, Perth	1965-66
5/94	SG Francis	v NSW, Sydney	1933-34
5/95	PA Capes	v Tasmania, Perth	1988-89
5/95	DE Hoare	v Victoria, Melbourne	1959-60
5/95	CW Puckett	v NSW, Sydney	1949-50
5/95	BP Julian	v South Australia, Adelaide	1995-96
5/97	JB Gannon	v Victoria, Melbourne	1971-72
5/98	DE Hoare	v Queensland, Brisbane	1964-65
5/98	BP Julian	v South Australia, Adelaide	1996-97
5/99	KH Macleay	v Queensland, Perth	1987-88
5/99	RB Strauss	v MCC, Perth	1958-59
5/100	RB Strauss	v Queensland, Brisbane	1959-60
5/103	RA Selk	v South Australia, Fremantle	1905-06
5/103	DE Hoare	v NSW, Perth	1958-59
5/103	GAR Lock	v Victoria, Perth	1968-69
5/103	BP Julian	v Queensland, Perth	1992-93
5/103	AK Heal	v Tasmania, Perth	2006-07
5/104	GAR Lock	v South Australia, Perth	1968-69
5/104	BR Dorey	v Victoria, Perth	2008-09
5/105	MJ McCague	v Victoria, Melbourne	1990-91
5/105	GB Hogg	v Queensland, Perth	2006-07
5/106	TG Hogan	v Victoria, Perth	1984-85
5/108	J Angel	v New Zealand, Perth	1993-94
5/109	B Casson	v Queensland, Perth	2003-04
5/112	B Yardley	v Victoria, Perth	1980-81
5/114	CW Puckett	v Victoria, Perth	1949-50
5/115	KH Macleay	v West Indies, Perth	1984-85
5/116	RA Gaunt	v Queensland, Perth	1957-58
5/117	B Yardley	v Tasmania, Perth	1982-83
5/118	GAR Lock	v South Australia, Adelaide	1965-66
5/119	CW Puckett	v South Africa, Perth	1952-53
5/124	WV Duffy	v Victoria, Melbourne	1892-93
5/125	WM Clark	v South Australia, Perth	1991-92
5/126	CW Puckett	v MCC, Perth	1946-47
5/126	GB Hogg	v Victoria, Perth	1995-96
5/132	AH Christian	v MCC, Perth	1907-08
5/136	CW Puckett	v Victoria, Melbourne	1948-49
5/139	LC Mayne	v NSW, Perth	1963-64
5/144	M Inverarity	v South Africa, Perth	1931-32
5/157	DK Lillee	v Victoria, Perth	1980-81



# CENTURY MAKERS

## FIRST CLASS CENTURIES IN EACH INNINGS

Edwards AR	103 & 105 v Queensland, Perth	1950-51
Kelly PC	119 & 108* v MCC, Perth	1965-66
Martyn DR	133* & 112 v Queensland, Brisbane	1992-93
Moody TM	162 & 155 v South Australia, Perth	1988-89
Rogers CJL	101* & 102* v South Australia, Perth	2001-02
North MJ	110 & 143* v South Australia, Perth	2005-06
North MJ	103 & 141 v Victoria, Perth	2008-09

## FIRST CLASS CENTURIES

Alexander FJ	105 v NSW, Sydney	1937-38
Andrews WS	139 v NSW, Perth	1985-86
*	124 v Victoria, Melbourne	1986-87
	116 v Tasmania, Perth	1986-87
	121 v Tasmania, Perth	1988-89
	103 v Victoria, St Kilda	1989-90
Baker RM	* 111 v Tasmania, Perth	1998-99
Barrass AEO	d 113 v Victoria, Perth	1938-39
Becker GC	130 v NSW, Perth	1964-65
	195 v India, Perth	1967-68
	112 v Queensland, Brisbane	1968-69
Brayshaw IJ	104 v NSW, Sydney	1966-67
	160 v New Zealand, Perth	1973-74
	* 100 v West Indies, Perth	1975-76
Bryant FJ	* 113 v Victoria, Perth	1927-28
	115 v Victoria, Melbourne	1933-34
Bryant RJ	103 v Victoria, Melbourne	1933-34
Buttsworth FR	100 v Victoria, Perth	1921-22
Campbell RJ	113 v Victoria, Melbourne	1996-97
	177 v New South Wales, Sydney	1997-98
	100 v Victoria, Perth	1997-98
	104 v Tasmania, Perth	1997-98
	146 v England, Perth	1998-99
	111 v Tasmania, Hobart	1999-00
	203 v Queensland, Perth	1999-00
	121 v NSW, Perth	2001-02
	134 v Tasmania, Hobart	2003-04
	144 v Queensland, Perth	2004-05
	122 v South Australia, Adelaide	2005-06
Carmody DK	b 198 v South Australia, Perth	1947-48
Chadwick D	d 129 v Queensland, Brisbane	1963-64
	114 v Victoria, Melbourne	1963-64
	130 v Victoria, Melbourne	1964-65
	110 v South Australia, Adelaide	1965-66
	110 v NSW, Sydney	1968-69
	104 v South Australia, Perth	1968-69
	119 v Queensland, Perth	1969-70
	117 v Victoria, Perth	1969-70
	137 v Queensland, Brisbane	1970-71
Charlesworth L	122 v Queensland, Brisbane	1949-50
Charlesworth RI	101 v South Australia, Adelaide	1978-79
Clements SC	151 v Tasmania, Launceston	1983-84
Davis LM	116 v NSW, Sydney	2007-08
Dighton MG	* 182 v Queensland, Perth	1999-00
Driver WG	109 v Queensland, Brisbane	1949-50
Edwards AR	104 v Victoria, Perth	1947-48
	103 v Queensland, Perth	1950-51
	105 v Queensland, Perth	1950-51
Edwards R	* 117 v NSW, Sydney	1968-69
	127 v Victoria, Perth	1969-70
	119 v Queensland, Perth	1970-71
	115 v NSW, Perth	1970-71
	121 v Victoria, Melbourne	1971-72
	152 v Victoria, Perth	1971-72
	149 v NSW, Sydney	1971-72

	143 v World XI, Perth	1971-72
	158 v Victoria, Melbourne	1972-73
	100 v Victoria, Melbourne	1973-74
	147 v South Australia, Perth	1973-74
	122 v South Australia, Perth	1973-74
	153 v NSW, Sydney	1974-75
Edwards WJ	104 v Victoria, Perth	1949-50
Frankish RR	102 v Victoria, Melbourne	1962-63
Gartrell KB	104 v Tasmania, Hobart	1985-86
Gartrell RB	126 v South Australia, Adelaide	1994-95
Gilchrist AC	* 189 v South Australia, Adelaide	1995-96
	* 108 v West Indies, Perth	1996-97
	* 203 v South Australia, Perth	1997-98
	109 v Victoria, Perth	1997-98
	* 104 v Queensland, Brisbane	1998-99
	125 v New South Wales, Sydney	1998-99
	102 v South Australia, Adelaide	2000-01
	* 109 v Queensland, Perth	2000-01
Gonnella P	134 v Tasmania, Hobart	1985-86
Goodwin MW	127 v Queensland, Perth	1996-97
	141 v Tasmania, Perth	2001-02
	176 v Tasmania, Perth	2002-03
	164 v South Australia, Adelaide	2002-03
	* 201 v NSW, Sydney	2003-04
	* 104 v Tasmania, Perth	2003-04
	156 v Queensland, Perth	2003-04
	119 v Queensland, Brisbane	2003-04
	130 v Victoria, St Kilda	2004-05
	138 v Tasmania, Hobart	2004-05
Harburn CM	139 v Aust XI, Perth	1963-64
Harvey KM	* 100 v Tasmania, Hobart	2003-04
Hoare DE	133 v Aust XI, Perth	1960-61
Hogan TG	* 115 v Victoria, Melbourne	1988-89
Hogg GB	* 111 v New South Wales, Sydney	1995-96
	* 107 v Pakistan, Perth	1995-96
	109 v South Australia, Adelaide	2004-05
Hogue TH	119 v Victoria, Perth	1909-10
Horrocks WJ	* 148 v Tasmania, Hobart	1929-30
Hughes KJ	d 119 v NSW, Perth	1975-76
	102 v West Indies, Perth	1975-76
	* 137 v Pakistan, Perth	1976-77
	127 v Queensland, Brisbane	1978-79
	149 v Queensland, Brisbane	1980-81
	113 v NSW, Perth	1981-82
	130 v Victoria, Perth	1982-83
	129 v Tasmania, Devonport	1982-83
	123 v South Australia, Perth	1982-83
	129 v NSW, Perth	1983-84
	130 v Queensland, Perth	1983-84
	183 v Tasmania, Perth	1984-85
	111 v South Australia, Perth	1984-85
Hussey MEK	105 v New South Wales, Sydney	1995-96
	146 v Pakistan, Perth	1995-96
	147 v Victoria, Perth	1996-97
	138 v Victoria, Melbourne	1996-97
	108 v Tasmania, Hobart	1997-98
	134 v South Australia, Adelaide	1997-98
	120 v New South Wales, Perth	1997-98
	187 v Tasmania, Perth	1998-99
	112 v Tasmania, Perth	1999-00
	* 172 v South Australia, Perth	1999-00
	172 v New South Wales, Sydney	1999-00
	137 v Victoria, Melbourne	2000-01
	100 v NSW, Sydney	2001-02
	138 v Tasmania, Perth	2003-04
	124 v Pakistan, Perth	2004-05

Inverarity RJ	*	210 v Tasmania, Perth	2004-05				116 v South Australia, Adelaide	1996-97
		223 v Victoria, Perth	2004-05			*	274 v South Australia, Perth	1996-97
		129 v Queensland, Brisbane	1964-65				235 v South Australia, Adelaide	1997-98
		144 v South Australia, Adelaide	1964-65				113 v Tasmania, Perth	1997-98
		109 v Queensland, Brisbane	1965-66				101 v Victoria, Perth	1997-98
		177 v South Australia, Perth	1965-66				120 v South Australia, Perth	1999-00
		114 v Queensland, Perth	1966-67				129 v Tasmania, Hobart	1999-00
		173 v Victoria, Melbourne	1967-68				133 v Tasmania, Perth	2001-02
		119 v NSW, Sydney	1967-68				164 v South Australia, Adelaide	2002-03
		103 v NSW, Sydney	1968-69			*	163 v NSW, Sydney	2003-04
		108 v Queensland, Brisbane	1968-69				134 v New South Wales, Perth	2004-05
		114 v Victoria, Melbourne	1968-69				120 v South Australia, Perth	2004-05
		159 v NSW, Perth	1968-69			*	188 v Tasmania, Perth	2006-07
		131 v Queensland, Brisbane	1970-71				108 v Victoria, Melbourne	2006-07
		148 v Queensland, Perth	1970-71				109 v South Australia, Perth	2007-08
		114 v Victoria, Perth	1971-72				121 v Tasmania, Hobart	2007-08
		161 v NSW, Perth	1971-72				131 v Tasmania, Perth	2007-08
		104 v NSW, Perth	1972-73		Lavender MP		118 v Victoria, St Kilda	1990-91
		143 v Queensland, Perth	1973-74			*	113 v Queensland, Brisbane	1990-91
		125 v NSW, Sydney	1977-78				172 v Tasmania, Perth	1991-92
Irvine JT		187 v NSW, Sydney	1978-79				103 v Victoria, Perth	1992-93
	*	124 v Tasmania, Devonport	1978-79				152 v South Australia, Perth	1994-95
		120 v NSW, Sydney	1967-68			*	173 v New South Wales, Perth	1995-96
		128 v NSW, Sydney	1968-69		Macleay KH		100 v Victoria, Melbourne	1982-83
Julian BP		182 v South Australia, Perth	1968-69			*	114 v NSW, Perth	1986-87
	*	121 v Victoria, Melbourne	1997-98			*	102 v NSW, Perth	1990-91
Kanhai RB		124 v Tasmania, Perth	1997-98		Mann AL		110 v MCC, Perth	1970-71
		135 v South Australia, Adelaide	1961-62		Marsh GR		176 v NSW, Sydney	1981-82
Retired hurt		108 v Queensland, Perth	1961-62				120 v Queensland, Perth	1981-82
Katich SM		106 v England, Perth	1998-99				159 v NSW, Sydney	1983-84
	*	154 v Tasmania, Hobart	1998-99				107 v Queensland, Perth	1983-84
		115 v Queensland, Brisbane	1998-99			*	143 v Victoria, Perth	1984-85
		113 v Queensland, Brisbane	1998-99				100 v Victoria, Perth	1985-86
	*	120 v Victoria, Perth	1998-99				138 v Queensland, Brisbane	1985-86
	*	105 v Queensland, Perth	2000-01				124 v England, Perth	1986-87
		152 v Tasmania, Hobart	2000-01				134 v South Australia, Adelaide	1986-87
		117 v NSW, Sydney	2000-01				146 v Queensland, Perth	1986-87
		101 v Queensland, Brisbane	2000-01			*	120 v Victoria, Melbourne	1987-88
	*	228 v South Australia, Perth	2000-01				209 v Tamil Nadu, Perth	1988-89
		102 v Victoria, Melbourne	2000-01				223 v Tasmania, Hobart	1988-89
		131 v NSW, Sydney	2001-02			*	105 v South Australia, Perth	1988-89
		119 v MCC, Perth	1965-66			c	355 v South Australia, Perth	1989-90
	*	108 v MCC, Perth	1965-66				151 v England, Perth	1990-91
		132 v NSW, Sydney	1965-66				117 v Tasmania, Perth	1990-91
		103 v NSW, Perth	1965-66				104 v South Australia, Adelaide	1991-92
Laird BM		117 v NSW, Sydney	1974-75				121 v Queensland, Brisbane	1992-93
		127 v Queensland, Perth	1974-75				138 v South Australia, Perth	1992-93
		119 v Queensland, Brisbane	1975-76				101 v Victoria, St Kilda	1992-93
		171 v Queensland, Brisbane	1976-77				129 v Victoria, Perth	1992-93
		117 v NSW, Sydney	1979-80				107 v Queensland, Perth	1992-93
		110 v India, Perth	1980-81				128 v NSW, Perth	1993-94
Langdon CW	*	110 v South Australia, Perth	1981-82		Marsh RW	d	104 v West Indies, Perth	1968-69
		112 v Aust XI, Perth	1947-48				236 v Pakistan, Perth	1972-73
		138 v Queensland, Perth	1948-49				132 v Queensland, Brisbane	1972-73
		131 v South Australia, Adelaide	1950-51			*	117 v NSW, Sydney	1972-73
		120 v South Africa, Perth	1952-53			*	168 v NSW, Sydney	1974-75
		118 v Queensland, Perth	1952-53				104 v South Australia, Perth	1976-77
	*	150 v Victoria, Perth	1974-75				110 v Tasmania, Devonport	1982-83
Langer RS		111 v NSW, Perth	1975-76				157 v Victoria, Melbourne	1983-84
		102 v Queensland, Perth	1979-80		Marsh SE		119 v NSW, Newcastle	2002-03
		137 v West Indies, Perth	1979-80			*	103 v South Australia, Perth	2004-05
		140 v Queensland, Brisbane	1981-82				101 v Tasmania, Perth	2004-05
		131 v Queensland, Brisbane	1991-92			*	166 v Queensland, Perth	2007-08
Langer JL		149 v New South Wales, Perth	1991-92		Martyn DR		110 v Tasmania, Hobart	1991-92
		110 v South Australia, Perth	1992-93			*	105 v Victoria, Melbourne	1991-92
		144 v Victoria, Melbourne	1993-94			*	133 v Queensland, Brisbane	1992-93
		135 v Tasmania, Hobart	1993-94			*	112 v Queensland, Brisbane	1992-93
		233 v Tasmania, Perth	1993-94			*	116 v Victoria, St Kilda	1992-93
	*	241 v New South Wales, Perth	1994-95				139 v Tasmania, Perth	1992-93
		153 v South Australia, Adelaide	1995-96				100 v Tasmania, Hobart	1993-94
		161 v Victoria, Perth	1995-96				197 v NSW, Perth	1993-94
		107 v Tasmania, Perth	1995-96			*	113 v Tasmania, Hobart	1994-95
		120 v Tasmania, Hobart	1995-96				203 v Tasmania, Perth	1995-96
	*	143 v Tasmania, Perth	1996-97				104 v South Australia, Perth	1996-97
							108 v Victoria, Perth	1996-97

[illegible]

	170 v South Australia, Perth	1985-86		* 126 v South Australia, Perth	1980-81
	112 v Victoria, Melbourne	1986-87		103 v Tasmania, Devonport	1980-81
	262 v Victoria, Perth	1986-87		151 v Pakistan, Perth	1981-82
	106 v Tasmania, Perth	1987-88		138 v Queensland, Perth	1982-83
	* 166 v Tamil Nadu, Perth	1988-89		111 v South Australia, Adelaide	1982-83
	157 v Tasmania, Hobart	1988-89		* 167 v Tasmania, Perth	1983-84
	100 v Victoria, Perth	1988-89		* 173 v NSW, Sydney	1983-84
	150 v South Australia, Perth	1989-90		141 v West Indies, Perth	1984-85
	* 110 v NSW, Sydney	1989-90		133 v NSW, Perth	1985-86
	228 v Queensland, Perth	1989-90		102 v Tasmania, Hobart	1985-86
	128 v Queensland, Perth	1990-91		121 v Queensland, Perth	1985-86
	121 v South Australia, Adelaide	1990-91		107 v South Australia, Perth	1986-87
	121 v South Australia, Perth	1991-92		103 v Tasmania, Perth	1986-87
	* 101 v New South Wales, Sydney	1991-92		* 150 v Victoria, Perth	1987-88
	104 v Tasmania, Hobart	1992-93		* 186 v South Australia, Perth	1987-88
	* 104 v South Australia, Adelaide	1992-93		141 v Queensland, Perth	1987-88
Vernon MT	128 v Queensland, Brisbane	1958-59		* 138 v Victoria, Perth	1988-89
	139 v South Australia, Adelaide	1958-59		* 119 v Queensland, Perth	1988-89
	105 v Victoria, Melbourne	1959-60		* 125 v New Zealand, Perth	1989-90
	118 v MCC, Perth	1965-66		166 v Victoria, St Kilda	1990-91
	173 v NSW, Perth	1965-66		117 v Queensland, Perth	1990-91
	100 v Victoria, Perth	1966-67		108 v England, Perth	1990-91
	110 v Queensland, Perth	1966-67		* 101 v Queensland, Perth	1958-59
	133 v NSW, Perth	1967-68	Woodhead DJ	125 v South Australia, Perth	1972-73
Voges AC	128 v New South Wales, Perth	2004-05	Young GA	104 v NSW, Perth	1982-83
	101 v South Africa, Perth	2005-06	Zoehrer, TJ	109 v Victoria, Perth	1987-88
	178 v Queensland, Perth	2005-06		163 v NSW, Perth	1988-89
	* 152 v Tasmania, Perth	2006-07		168 v Victoria, Melbourne	1988-89
	* 144 v New South Wales, Sydney	2006-07		103 v Victoria, Perth	1989-90
	* 103 v South Australia, Adelaide	2006-07		* 133 v NSW, Perth	1990-91
	101 v South Africa, Perth	2006-07		136 v Tasmania, Hobart	1992-93
	180 v Tasmania, Hobart	2007-08			
Watt AD	129 v Queensland, Brisbane	1947-48			
	† 157 v England XI, Perth	1946-47			
Watson GD	122 v Queensland, Brisbane	1971-72			
	145 v Queensland, Perth	1971-72			
Wishart PW	114 v Queensland, Perth	1960-61			
Wood GM	* 100 v Queensland, Perth	1977-78			
	109 v South Australia, Adelaide	1977-78			

† denotes for Combined XI

\* Denotes not out

"a" denotes first century score for WA

"b" denotes first Sheffield Shield century scored for WA

"c" denotes highest ever score for WA

"d" denotes a century in debut match for WA



## CENTURIES AT EACH VENUE

OPPONENTS	VENUES												TOTALS
	Perth	Sydney	Newcastle	Brisbane	Adelaide	Fremantle	Hobart	Launceston	Devonport	Melbourne	St Kilda	Carlton	
New South Wales	41	42	1										84
Queensland	58			42									100
South Australia	44				38	1							83
Tasmania	33						32	1	5				71
Victoria	45									36	8	1	90
Australia XI	4												4
England (MCC)	14												14
India	3												3
New Zealand	3												3
Pakistan	7												7
South Africa	7												7
Tamil Nadu	2												2
West Indies	8												8
World XI	1												1
<b>TOTALS</b>	<b>270</b>	<b>42</b>	<b>1</b>	<b>42</b>	<b>38</b>	<b>1</b>	<b>32</b>	<b>1</b>	<b>5</b>	<b>36</b>	<b>8</b>	<b>1</b>	<b>477</b>



355*	GR Marsh	v South Australia, Perth	1989-90	168	TJ Zoehrer	v Victoria, Melbourne	1988-89
279	CJL Rogers	v Victoria, Perth	2006-07	168	TM Moody	v South Australia, Adelaide	1991-92
274*	JL Langer	v South Australia, Perth	1996-97	167	JW Rutherford	v South Australia, Adelaide	1954-55
272	TM Moody	v Tasmania, Hobart	1994-95	167*	G Shipperd	v Victoria, Melbourne	1983-84
262	MRJ Veletta	v Victoria, Perth	1986-87	167*	GM Wood	v Tasmania, Perth	1983-84
243	C Milburn	v Queensland, Brisbane	1968-69	166	G Shipperd	v New South Wales, Perth	1982-83
241*	JL Langer	v New South Wales, Perth	1994-95	166*	MRJ Veletta	v Tamil Nadu, Perth	1988-89
239*	MJ North	v Victoria, Perth	2006-07	166	GM Wood	v Victoria, St Kilda	1990-91
236	RW Marsh	v Pakistan, Perth	1972-73	166*	SE Marsh	v Queensland, Perth	2007-08
236*	RB Simpson	v New South Wales, Perth	1959-60	166	CJL Rogers	v Victoria, Perth	2007-08
235	JL Langer	v South Australia, Adelaide	1997-98	164	MW Goodwin	v South Australia, Adelaide	2002-03
234*	KD Meuleman	v South Australia, Perth	1956-57	164	JL Langer	v South Australia, Adelaide	2002-03
233	JL Langer	v Tasmania, Perth	1993-94	163	TJ Zoehrer	v New South Wales, Perth	1988-89
230*	RB Simpson	v Queensland, Perth	1959-60	163*	JL Langer	v New South Wales, Sydney	2003-04
228*	SM Katich	v South Australia, Perth	2000-01	162	TM Moody	v South Australia, Perth	1988-89
228	MRJ Veletta	v Queensland, Perth	1989-90	161	RJ Inverarity	v New South Wales, Perth	1971-72
223	GR Marsh	v Tasmania, Hobart	1988-89	161*	RB Simpson	v New South Wales, Sydney	1959-60
223*	MEK Hussey	v Victoria, Perth	2004-05	161	JL Langer	v Victoria, Perth	1995-96
221	RB Simpson	v West Indies, Perth	1960-61	161	CJL Rogers	v New South Wales, Perth	2005-06
219	BK Shepherd	v Victoria, Melbourne	1962-63	160	IJ Brayshaw	v New Zealand, Perth	1973-74
215*	BK Shepherd	v Victoria, Perth	1964-65	160	TM Moody	v Tasmania, Perth	1997-98
212*	BK Shepherd	v Queensland, Perth	1961-62	160	JW Rutherford	v New South Wales, Perth	1957-58
210	MEK Hussey	v Tasmania, Perth	2004-05	159	RJ Inverarity	v New South Wales, Perth	1968-69
209	GR Marsh	v Tamil Nadu, Perth	1988-89	159	GR Marsh	v New South Wales, Sydney	1983-84
203	RJ Campbell	v Queensland, Perth	1999-00	158	R Edwards	v Victoria, Melbourne	1972-73
203*	AC Gilchrist	v South Australia, Perth	1997-98	157*	RW Marsh	v Victoria, Melbourne	1983-84
203*	DR Martyn	v Tasmania, Perth	1995-96	157	MRJ Veletta	v Tasmania, Hobart	1988-89
202	TM Moody	v Victoria, Perth	1988-89	157*	AD Watt	v England XI, Perth	1946-47
201*	MW Goodwin	v New South Wales, Sydney	2003-04	156	MW Goodwin	v Queensland, Perth	2003-04
200*	MJ North	v Victoria, Melbourne	2001-02	155	TM Moody	v South Australia, Perth	1988-89
198	DK Carmody	v South Australia, Perth	1947-48	154	KN Slater	v Queensland, Brisbane	1963-64
197	DR Martyn	v New South Wales, Perth	1993-94	154*	SM Katich	v Tasmania, Hobart	1998-99
194	CJL Rogers	v New South Wales, Perth	2002-03	153	WJ Edwards	v New South Wales, Sydney	1974-75
195	G Becker	v India, Perth	1967-68	153*	KD Meuleman	v New South Wales, Perth	1959-60
189*	AC Gilchrist	v South Australia, Adelaide	1995-96	153	JL Langer	v South Australia, Adelaide	1995-96
189	DR Martyn	v Tasmania, Perth	2001-02	153	CJL Rogers	v Victoria, St Kilda	2004-05
188*	JL Langer	v Tasmania, Perth	2006-07	152	R Edwards	v Victoria, Perth	1971-72
187	RJ Inverarity	v New South Wales, Sydney	1978-79	152	SM Katich	v Tasmania, Hobart	2000-01
187	MEK Hussey	v Tasmania, Perth	1998-99	152	MP Lavender	v South Australia, Perth	1994-95
186*	GM Wood	v South Australia, Perth	1987-88	152	TM Moody	v Queensland, Perth	1996-97
183	KJ Hughes	v Tasmania, Perth	1984-85	152*	AC Voges	v Tasmania, Perth	2006-07
182*	MJ Dighton	v Queensland, Perth	1999-00	152	CJL Rogers	v Tasmania, Hobart	2006-07
182	JT Irvine	v South Australia, Perth	1968-69	151	SC Clements	v Tasmania, Launceston	1983-84
180*	KD Meuleman	v South Australia, Adelaide	1958-59	151	GR Marsh	v England, Perth	1990-91
180	AC Voges	v Tasmania, Hobart	2007-08	151	GM Wood	v Pakistan, Perth	1981-82
178	MJ North	v New South Wales, Perth	2002-03	151*	MJ North	v New South Wales, Sydney	2005-06
178	AC Voges	v Queensland, Perth	2005-06	150*	RS Langer	v Victoria, Perth	1974-75
177	RJ Campbell	v New South Wales, Sydney	1997-98	150	MRJ Veletta	v South Australia, Perth	1989-90
177	RJ Inverarity	v South Australia, Perth	1965-66	150*	GM Wood	v Victoria, Perth	1987-88
177	KS McEwan	v Queensland, Perth	1979-80	149	R Edwards	v New South Wales, Sydney	1971-72
176	GR Marsh	v New South Wales, Sydney	1981-82	149	KJ Hughes	v Queensland, Brisbane	1980-81
176	MW Goodwin	v Tasmania, Perth	2002-03	149	BK Shepherd	v New South Wales, Sydney	1963-64
176*	LA Pomersbach	v Queensland, Perth	2007-08	149	JL Langer	v New South Wales, Perth	1991-92
173	RJ Inverarity	v Victoria, Melbourne	1967-68	148*	WJ Horrocks	v Tasmania, Hobart	1929-30
173	BK Shepherd	v Queensland, Brisbane	1956-57	148	RJ Inverarity	v Queensland, Perth	1970-71
173*	BK Shepherd	v Victoria, Perth	1958-59	147	R Edwards	v South Australia, Perth	1973-74
173	MT Vernon	v New South Wales, Perth	1965-66	147	MEK Hussey	v Victoria, Perth	1996-97
173	GM Wood	v New South Wales, Sydney	1983-84	146	GR Marsh	v Queensland, Perth	1986-87
173*	MP Lavender	v New South Wales, Perth	1995-96	146	MEK Hussey	v Pakistan, Perth	1995-96
172*	MEK Hussey	v South Australia, Perth	1999-00	146	RJ Campbell	v England, Perth	1998-99
172	MEK Hussey	v New South Wales, Sydney	1999-00	145	GD Watson	v Queensland, Perth	1971-72
172	MP Lavender	v Tasmania, Perth	1991-92	144	RJ Inverarity	v South Australia, Adelaide	1964-65
171	BM Laird	v Queensland, Brisbane	1976-77	144	JL Langer	v Victoria, Melbourne	1993-94
170	MRJ Veletta	v South Australia, Perth	1985-86	144	TM Moody	v Tasmania, Perth	1987-88
169	DR Martyn	v Tasmania, Hobart	1999-00	144*	CS Serjeant	v South Australia, Adelaide	1980-81
168*	RW Marsh	v New South Wales, Sydney	1974-75	144	RJ Campbell	v Queensland, Perth	2004-05

144*	AC Voges	v New South Wales, Sydney	2006-07	129	D Chadwick	v Queensland, Brisbane	1963-64
144	LA Pomersbach	v South Australia, Adelaide	2008-09	129	KJ Hughes	v Tasmania, Devonport	1982-83
143	R Edwards	v World XI, Perth	1971-72	129	KJ Hughes	v New South Wales, Perth	1983-84
143	RJ Inverarity	v Queensland, Perth	1973-74	129	RJ Inverarity	v Queensland, Brisbane	1964-65
143*	GR Marsh	v Victoria, Perth	1984-85	129	JL Langer	v Tasmania, Hobart	1999-00
143	MRJ Veletta	v South Australia, Adelaide	1984-85	129	GR Marsh	v Victoria, Perth	1992-93
143*	JL Langer	v Tasmania, Perth	1996-97	129	C Milburn	v South Australia, Adelaide	1966-67
143*	MJ North	v South Australia, Perth	2005-06	129	CS Serjeant	v New South Wales, Perth	1977-78
142	CJL Rogers	v New South Wales, Perth	2003-04	129	G Shipperd	v South Australia, Adelaide	1984-85
141*	DR Martyn	v New South Wales, Perth	1997-98	129	AD Watt	v Queensland, Brisbane	1947-48
141*	GM Wood	v West Indies, Perth	1984-85	128	JT Irvine	v New South Wales, Sydney	1968-69
141	GM Wood	v Queensland, Perth	1987-88	128	GR Marsh	v New South Wales, Perth	1993-94
141	MW Goodwin	v Tasmania, Perth	2001-02	128	MRJ Veletta	v Queensland, Perth	1990-91
141	MJ North	v Victoria, Perth	2008-09	128	MT Vernon	v Queensland, Brisbane	1958-59
141	WM Robinson	v South Australia, Adelaide	2008-09	128	AC Voges	v New South Wales, Perth	2004-05
140	RS Langer	v Queensland, Brisbane	1981-82	127	R Edwards	v Victoria, Perth	1969-70
140	KD Meuleman	v South Australia, Adelaide	1956-57	127	KJ Hughes	v Queensland, Brisbane	1978-79
140	CS Serjeant	v Queensland, Perth	1976-77	127	BM Laird	v Queensland, Perth	1974-75
140	CS Serjeant	v Queensland, Perth	1977-78	127	MW Goodwin	v Queensland, Perth	1996-97
140	G Shipperd	v Queensland, Perth	1980-81	126*	GM Wood	v South Australia, Perth	1980-81
139	WS Andrews	v New South Wales, Perth	1985-86	126	AC Gilchrist	v South Australia, Adelaide	1994-95
139	CM Harburn	v Aust XI, Perth	1963-64	125	RJ Inverarity	v New South Wales, Sydney	1977-78
139	DR Martyn	v Tasmania, Perth	1992-93	125	KD Meuleman	v Queensland, Brisbane	1956-57
139*	JF Parker	v New South Wales, Perth	1963-64	125	TM Moody	v Tasmania, Perth	1997-98
139	G Shipperd	v South Australia, Perth	1984-85	125	JW Rutherford	v Queensland, Perth	1955-56
139	MT Vernon	v South Australia, Adelaide	1958-59	125*	GM Wood	v New Zealand, Perth	1989-90
138	CW Langdon	v Queensland, Perth	1948-49	125	GA Young	v South Australia, Perth	1972-73
138	GR Marsh	v Queensland, Perth	1985-86	125	AC Gilchrist	v New South Wales, Sydney	1998-99
138	GR Marsh	v South Australia, Perth	1992-93	124*	WS Andrews	v Victoria, Melbourne	1986-87
138	GM Wood	v Queensland, Perth	1982-83	124*	RJ Inverarity	v Tasmania, Devonport	1978-79
138*	GM Wood	v Victoria, Perth	1988-89	124	BP Julian	v Tasmania, Perth	1997-98
138	MEK Hussey	v Victoria, Melbourne	1996-97	124	GR Marsh	v England, Perth	1986-87
138	MEK Hussey	v Tasmania, Perth	2003-04	124	TM Moody	v Queensland, Perth	1992-93
138	MW Goodwin	v Tasmania, Hobart	2004-05	124	MEK Hussey	v Pakistan, Perth	2004-05
137	D Chadwick	v Queensland, Brisbane	1970-71	123	KJ Hughes	v South Australia, Perth	1982-83
137*	KJ Hughes	v Pakistan, Perth	1976-77	123	DR Martyn	v South Australia, Perth	1998-99
137	MEK Hussey	v Victoria, Melbourne	2000-01	123	CJL Rogers	v Tasmania, Hobart	2007-08
137	RS Langer	v West Indies, Perth	1979-80	122	L Charlesworth	v Queensland, Brisbane	1949-50
136	TJ Zoehrer	v Tasmania, Hobart	1992-93	122	WJ Edwards	v South Australia, Perth	1973-74
136	TM Moody	v Queensland, Brisbane	1996-97	122	DR Martyn	v South Australia, Adelaide	2000-01
135	RB Kanhai	v South Australia, Adelaide	1961-62	122	DR Martyn	v Tasmania, Hobart	2000-01
135	JL Langer	v Tasmania, Hobart	1993-94	122	WR Playle	v Queensland, Perth	1965-66
135	MW McPhee	v South Australia, Perth	1984-85	122	GD Watson	v Queensland, Brisbane	1971-72
135	CJL Rogers	v Tasmania, Hobart	2005-06	122	RJ Campbell	v South Australia, Adelaide	2005-06
134	P Gonnella	v Tasmania, Hobart	1985-86	121	WS Andrews	v Tasmania, Perth	1988-89
134	MEK Hussey	v South Australia, Adelaide	1997-98	121	R Edwards	v Victoria, Melbourne	1971-72
134	GR Marsh	v South Australia, Adelaide	1986-87	121*	BP Julian	v Victoria, Melbourne	1997-98
134	GD Robinson	v Victoria, Perth	1947-48	121	GR Marsh	v Queensland, Brisbane	1992-93
134	RJ Campbell	v Tasmania, Hobart	2003-04	121	JW Rutherford	v South Australia, Perth	1953-54
134	JL Langer	v New South Wales, Perth	2004-05	121	MRJ Veletta	v South Australia, Adelaide	1990-91
133	DE Hoare	v Aust XI, Perth	1960-61	121	GM Wood	v Queensland, Perth	1985-86
133*	DR Martyn	v Queensland, Brisbane	1992-93	121	MRJ Veletta	v South Australia, Perth	1991-92
133	MT Vernon	v New South Wales, Perth	1967-68	121	RJ Campbell	v New South Wales, Perth	2001-02
133	GM Wood	v New South Wales, Perth	1985-86	121	JL Langer	v Tasmania, Hobart	2007-08
133*	TJ Zoehrer	v New South Wales, Perth	1990-91	120	MEK Hussey	v New South Wales, Perth	1997-98
133	JL Langer	v Tasmania, Perth	2001-02	120	JT Irvine	v New South Wales, Sydney	1967-68
132	PC Kelly	v New South Wales, Sydney	1965-66	120	CW Langdon	v South Africa, Perth	1952-53
132	RW Marsh	v Queensland, Brisbane	1972-73	120	JL Langer	v South Australia, Perth	1999-00
132*	BK Shepherd	v Queensland, Perth	1963-64	120	GR Marsh	v Queensland, Perth	1981-82
131	RJ Inverarity	v Queensland, Brisbane	1970-71	120*	GR Marsh	v Victoria, Melbourne	1987-88
131	CW Langdon	v South Australia, Adelaide	1950-51	120	JL Langer	v Tasmania, Hobart	1995-96
131	G Shipperd	v Pakistan, Perth	1981-82	120*	SM Katich	v Victoria, Perth	1998-99
131*	G Shipperd	v Victoria, Perth	1984-85	120	CJL Rogers	v Tasmania, Perth	2003-04
131	JL Langer	v Queensland, Brisbane	1991-92	120	JL Langer	v South Australia, Perth	2004-05
131	SM Katich	v New South Wales, Sydney	2001-02	119	D Chadwick	v Queensland, Perth	1969-70
131	JL Langer	v Tasmania, Perth	2007-08	119	R Edwards	v Queensland, Perth	1970-71
130	GC Becker	v New South Wales, Perth	1964-65	119	TH Hogue	v Victoria, Perth	1909-10
130	D Chadwick	v Victoria, Melbourne	1964-65	119	KJ Hughes	v New South Wales, Perth	1975-76
130	KJ Hughes	v Victoria, Perth	1982-83	119	RJ Inverarity	v New South Wales, Sydney	1967-68
130	KJ Hughes	v Queensland, Perth	1983-84	119	PC Kelly	v MCC, Perth	1965-66
130	MRJ Veletta	v Queensland, Brisbane	1985-86	119	BM Laird	v Queensland, Brisbane	1975-76
130	MJ North	v Queensland, Brisbane	2003-04	119*	KD Meuleman	v South Australia, Perth	1959-60
130*	MJ North	v South Australia, Adelaide	2003-04	119	WA McRae	v Victoria, Perth	1927-28
130	MW Goodwin	v Victoria, St Kilda	2004-05	119*	GM Wood	v Queensland, Perth	1988-89

119	SE Marsh	v New South Wales, Newcastle	2002-03	110*	MRJ Veletta	v New South Wales, Sydney	1989-90
119*	CJL Rogers	v Queensland, Brisbane	2003-04	110	MT Vernon	v Queensland, Perth	1966-67
119	MW Goodwin	v Queensland, Brisbane	2003-04	110	DR Martyn	v Tasmania, Hobart	1991-92
118	CW Langdon	v Queensland, Perth	1952-53	110*	CJL Rogers	v South Australia, Perth	2002-03
118	MT Vernon	v MCC, Perth	1965-66	110	MJ North	v South Australia, Perth	2005-06
118	MP Lavender	v Victoria, St Kilda	1990-91	110	CJL Rogers	v South Australia, Perth	2006-07
118	MJ North	v Tasmania, Hobart	2003-04	109	WG Driver	v Queensland, Brisbane	1949-50
117	D Chadwick	v Victoria, Perth	1969-70	109	AC Gilchrist	v Victoria, Perth	1997-98
117*	R Edwards	v New South Wales, Sydney	1968-69	109*	AC Gilchrist	v Queensland, Perth	2000-01
117	SM Katich	v New South Wales, Sydney	2000-01	109	RJ Inverarity	v Queensland, Brisbane	1965-66
117	BM Laird	v New South Wales, Sydney	1974-75	109	KD Meuleman	v MCC, Perth	1954-55
117	BM Laird	v New South Wales, Sydney	1979-80	109*	LM Sawle	v New South Wales, Perth	1955-56
117	GR Marsh	v Tasmania, Perth	1990,91	109	GM Wood	v South Australia, Adelaide	1977-78
117*	RW Marsh	v New South Wales, Sydney	1972-73	109	TJ Zoehrer	v Victoria, Perth	1987-88
117	KD Meuleman	v Queensland, Brisbane	1957-58	109	TM Moody	v Tasmania, Perth	1998-99
117	EF Parker	v Victoria, Perth	1909-10	109	GB Hogg	v South Australia, Adelaide	2004-05
117	GM Wood	v Queensland, Perth	1990-91	109	JL Langer	v South Australia, Perth	2007-08
116	WS Andrews	v Tasmania, Perth	1986-87	108	MEK Hussey	v Tasmania, Hobart	1997-98
116*	DR Martyn	v Victoria, St Kilda	1992-93	108	RJ Inverarity	v Queensland, Brisbane	1968-69
116	EF Parker	v South Australia, Fremantle	1905-06	108	RB Kanhai	v Queensland, Perth	1961-62
116	WR Playle	v Victoria, Melbourne	1965-66	108*	PC Kelly	v MCC, Perth	1965-66
116	BK Shepherd	v Queensland, Brisbane	1960-61	108	JW Rutherford	v South Australia, Perth	1954-55
116	BK Shepherd	v Victoria, Melbourne	1961-62	108	GM Wood	v England, Perth	1990-91
116	JL Langer	v South Australia, Adelaide	1996-97	108*	AC Gilchrist	v West Indies, Perth	1996-97
116	LM Davis	v New South Wales, Sydney	2007-08	108	DR Martyn	v Victoria, Perth	1996-97
116	CJL Rogers	v Queensland, Brisbane	2007-08	108	JL Langer	v Victoria, Melbourne	2006-07
115	FJ Bryant	v Victoria, Melbourne	1933-34	107	GR Marsh	v Queensland, Perth	1983-84
115	R Edwards	v New South Wales, Perth	1970-71	107	GR Marsh	v Queensland, Perth	1992-93
115*	TG Hogan	v Victoria, Melbourne	1988-89	107	TJ Prindiville	v Victoria, Melbourne	1969-70
115	TM Moody	v New South Wales, Sydney	1993-94	107	G Shipperd	v Victoria, Melbourne	1982-83
115	SM Katich	v Queensland, Brisbane	1998-99	107	GM Wood	v South Australia, Perth	1986-87
114	D Chadwick	v Victoria, Melbourne	1963-64	107*	GB Hogg	v Pakistan, Perth	1995-96
114	RJ Inverarity	v Queensland, Perth	1966-67	107	JL Langer	v Tasmania, Perth	1995-96
114	RJ Inverarity	v Victoria, Melbourne	1968-69	107	MJ North	v Tasmania, Perth	2006-07
114	RJ Inverarity	v Victoria, Perth	1971-72	106	C Milburn	v Queensland, Perth	1966-67
114*	KH Macleay	v New South Wales, Perth	1986-87	106	CS Serjeant	v New South Wales, Sydney	1981-82
114	KD Meuleman	v South Australia, Adelaide	1957-58	106	G Shipperd	v Victoria, Melbourne	1979-80
114	PW Wishart	v Queensland, Perth	1960-61	106	RB Simpson	v Victoria, Melbourne	1960-61
114	TM Moody	v Tasmania, Perth	1996-97	106	MRJ Veletta	v Tasmania, Perth	1987-88
113	AEO Barras	v Victoria, Perth	1938-39	106	SM Katich	v England, Perth	1998-99
113*	FJ Bryant	v Victoria, Perth	1927-28	106	MJ North	v Queensland, Perth	2001-02
113	KJ Hughes	v New South Wales, Perth	1981-82	106	SW Meuleman	v Victoria, Perth	2003-04
113	JL Langer	v Tasmania, Perth	1997-98	105	FJ Alexander	v New South Wales, Sydney	1937-38
113*	MP Lavender	v Queensland, Brisbane	1990-91	105	AR Edwards	v Queensland, Perth	1950-51
113	MW McPhee	v Queensland, Perth	1989-90	105*	SM Katich	v Queensland, Perth	2000-01
113	DR Martyn	v Tasmania, Hobart	1994-95	105*	GR Marsh	v South Australia, Adelaide	1988-89
113	RJ Campbell	v Victoria, Melbourne	1996-97	105	KD Meuleman	v Queensland, Brisbane	1959-60
113	SM Katich	v Queensland, Brisbane	1998-99	105	SHD Rowe	v MCC, Perth	1907-08
112	GC Becker	v Queensland, Brisbane	1968-69	105	MT Vernon	v Victoria, Melbourne	1959-60
112	MEK Hussey	v Tasmania, Perth	1999-00	105*	DR Martyn	v Victoria, Melbourne	1991-92
112	CW Langdon	v Aust XI, Perth	1947-48	105	MEK Hussey	v New South Wales, Sydney	1995-96
112	DR Martyn	v Queensland, Brisbane	1992-93	105*	L Ronchi	v Queensland, Perth	2007-08
112*	TM Moody	v Tasmania, Hobart	1988-89	104	IJ Brayshaw	v New South Wales, Sydney	1966-67
112	KS McEwan	v West Indies, Perth	1979-80	104	RJ Campbell	v Tasmania, Perth	1997-98
112	CE Pentter	v New South Wales, Sydney	1979-80	104	D Chadwick	v South Australia, Perth	1968-69
112*	RB Simpson	v Queensland, Perth	1956-57	104	AR Edwards	v Victoria, Perth	1947-48
112	MRJ Veletta	v Victoria, Melbourne	1986-87	104	RR Frankish	v Victoria, Perth	1949-50
111	RJ Campbell	v Tasmania, Hobart	1999-00	104	RB Gartrell	v Tasmania, Hobart	1985-86
111	KJ Hughes	v South Australia, Perth	1984-85	104	RJ Inverarity	v New South Wales, Perth	1972-73
111	RS Langer	v New South Wales, Perth	1975-76	104	RW Marsh	v West Indies, Perth	1968-69
111	TM Moody	v Tasmania, Devonport	1986-87	104	RW Marsh	v South Australia, Perth	1976-77
111	GM Wood	v South Australia, Adelaide	1982-83	104	G Shipperd	v Queensland, Perth	1979-80
111*	GB Hogg	v New South Wales, Sydney	1995-96	104*	MRJ Veletta	v South Australia, Adelaide	1992-93
111*	RM Baker	v Tasmania, Perth	1998-99	104	MRJ Veletta	v Tasmania, Hobart	1992-93
111	MJ North	v South Australia, Perth	2001-02	104	TJ Zoehrer	v New South Wales, Perth	1982-83
110	D Chadwick	v South Australia, Adelaide	1965-66	104	DR Martyn	v South Australia, Perth	1996-97
110	D Chadwick	v New South Wales, Sydney	1968-69	104*	AC Gilchrist	v Queensland, Brisbane	1998-99
110	BM Laird	v India, Perth	1980-81	104*	MW Goodwin	v Tasmania, Perth	2003-04
110*	BM Laird	v South Australia, Perth	1981-82	104	LA Pomersbach	v Queensland, Perth	2008-09
110	JL Langer	v South Australia, Perth	1992-93	103	WS Andrews	v Victoria, St Kilda	1989-90
110	AL Mann	v MCC, Perth	1970-71	103	RJ Bryant	v Victoria, Melbourne	1933-34
110	RW Marsh	v Tasmania, Devonport	1982-83	103	AR Edwards	v Queensland, Perth	1950-51
110	TM Moody	v New Zealand, Perth	1993-94	103	RJ Inverarity	v New South Wales, Sydney	1968-69
110	JA Shea	v Victoria, Melbourne	1937-38	103	PC Kelly	v New South Wales, Perth	1965-66

103	MP Lavender	v Victoria, Perth	1992-93	101*	AJ Richardson	v MCC, Perth	1928-29
103	KD Meuleman	v South Africa, Perth	1952-53	101*	CS Serjeant	v MCC, Perth	1976-77
103	RB Sarre	v Aust XI, Perth	1952-53	101	BK Shepherd	v Victoria, Perth	1956-57
103*	BK Shepherd	v Queensland, Perth	1955-56	101*	DJ Woodhead	v Queensland, Perth	1958-59
103	GM Wood	v Tasmania, Devonport	1980-81	101*	MRJ Veletta	v New South Wales, Sydney	1991-92
103	GM Wood	v Tasmania, Perth	1986-87	101*	CJL Rogers	v South Australia, Perth	2001-02
103	TJ Zoehrer	v Victoria, Perth	1989-90	101*	MJ Nicholson	v South Africa, Perth	2001-02
103	CJL Rogers	v Victoria, St Kilda	2003-04	101	SE Marsh	v Tasmania, Perth	2004-05
103*	SE Marsh	v South Australia, Perth	2004-05	101	AC Voges	v South Africa, Perth	2005-06
103*	AC Voges	v South Australia, Adelaide	2006-07	100*	IJ Brayshaw	v West Indies, Perth	1975-76
103	MJ North	v Victoria, Perth	2008-09	100	FR Buttsworth	v Victoria, Perth	1921-22
102	KB Gartrell	v Victoria, Melbourne	1962-63	100	RJ Campbell	v Victoria, Perth	1997-98
102	AC Gilchrist	v South Australia, Adelaide	2000-01	100	R Edwards	v Victoria, Melbourne	1973-74
102*	CJL Rogers	v South Australia, Perth	2001-02	100	KH Macleay	v Victoria, Melbourne	1982-83
102	KJ Hughes	v West Indies, Perth	1975-76	100	GR Marsh	v Victoria, Perth	1985-86
102	SM Katich	v Victoria, Melbourne	2000-01	100	DR Martyn	v Tasmania, Hobart	1993-94
102	RS Langer	v Queensland, Perth	1979-80	100	TM Moody	v Victoria, Melbourne	1986-87
102*	KH Macleay	v New South Wales, Perth	1990-91	100	TM Moody	v New South Wales, Sydney	1990-91
102	BK Shepherd	v Queensland, Brisbane	1960-61	100	MD O'Neill	v India, Perth	1980-81
102	GM Wood	v Tasmania, Hobart	1985-86	100	BK Shepherd	v South Africa, Perth	1962-63
102*	LA Pomersbach	v New South Wales, Perth	2007-08	100	MRJ Veletta	v Victoria, Carlton	1984-85
101	RI Charlesworth	v South Australia, Adelaide	1978-79	100	MRJ Veletta	v Victoria, Perth	1988-89
101	SM Katich	v Queensland, Brisbane	2000-01	100	MT Vernon	v Victoria, Perth	1966-67
101	JL Langer	v Victoria, Perth	1997-98	100*	GM Wood	v Queensland, Perth	1977-78
101	GR Marsh	v Victoria, St Kilda	1992-93	100*	DR Martyn	v Tasmania, Perth	1998-99
101	DR Martyn	v Tasmania, Hobart	1997-98	100	MEK Hussey	v New South Wales, Sydney	2001-02
101*	RD Meuleman	v New South Wales, Sydney	1969-70	100*	KM Harvey	v Tasmania, Hobart	2003-04
101*	TM Moody	v Queensland, Brisbane	1990-91	100	L Ronchi	v New South Wales, Sydney	2005-06
101	TM Moody	v South Australia, Perth	1997-98	* Denotes not out			



# CAREER RECORDS FOR WA & WA COMBINED XI

The dates after each player's name denote the first and final seasons of the cricketer's career. For example, 1960 indicates the 1960-61 season, and 1960-64 indicates from the 1960-61 season to the 1964-65 season. The details set out below show the first line against the player's name as his first class record for Western Australia. The second line gives his matches for the WA Combined XI. Test match records for WA players appear elsewhere in the book.

Player	Seasons	Match	Inns	NO	HS	Runs	Ave	100's	50's	Balls	Runs	Wkts	Ave	5WI	10WM	Ct	St
Alderman TM	1974-92	110	120	42	26*	559	7.16	-	-	22900	10451	433	24.13	20	4	88	-
Alexander FJ	1931-37	14	26	-	105	544	20.92	1	-	16	32	-	-	-	-	4	-
Allen JM	1996	1	1	-	30	30	30.00	-	-	120	87	-	-	-	-	-	-
Anderson Dr JT	1908-09	4	7	1	14	40	6.66	-	-	180	82	2	41.00	-	-	2	-
Andrews WS	1982-92	91	139	13	139	4684	37.17	5	32	3600	1581	40	39.52	-	-	71	-
Angel J	1991-2003	110	143	38	84*	1260	12.00	-	4	23479	10940	445	24.58	16	1	23	-
Arthur GC	1937	3	6	-	27	53	8.83	-	-	-	-	-	-	-	-	4	1
Atkinson MP	1992-98	21	29	9	52*	423	21.15	-	1	3503	1923	54	35.61	1	-	13	-
Auty C	1990	2	4	1	17*	25	8.33	-	-	234	139	-	-	-	-	1	-
Back W	1892	2	4	-	7	12	3.00	-	-	-	-	-	-	-	-	-	-
Baird KH	1929	1	2	-	0	0	-	-	-	128	70	-	-	-	-	-	-
Baker DJ	1972-81	17	20	6	50	194	13.85	-	1	2580	1255	44	28.52	-	-	9	-
Baker RM	1995	29	52	7	111*	1252	27.82	1	5	1649	814	18	45.22	-	-	24	-
Bandy DC	2005	21	36	3	88	997	30.21	-	6	2035	821	30	27.37	1	-	14	-
Bandy LH	1939-47	7	13	3	53*	270	27.00	-	1	264	109	3	36.33	-	-	6	-
Banks AJ	1908-20	2	3	-	19	23	7.66	-	-	110	105	3	35.00	-	-	2	-
Barras AEO	1938-47	6	9	1	113	352	44.00	1	2	136	75	1	75.00	-	-	4	-
Bateman WA	1892	2	3	-	20	21	7.00	-	-	108	71	2	35.50	-	-	3	-
Becker GC	1963-68	44	74	2	195	2062	28.63	3	12	-	-	-	-	-	-	100	17
		3	4	1	53	97	32.33	-	1	-	-	-	-	-	-	8	1
Bennett FC	1950-51	2	4	1	42*	73	24.33	-	-	-	-	-	-	-	-	1	-
Bennett F	1892	2	4	-	10	13	3.25	-	-	-	-	-	-	-	-	1	-
Bessen MO	1937	1	2	-	39	40	20.00	-	-	-	-	-	-	-	-	-	-
Bevan HG	1956-63	40	63	24	26	320	8.20	-	-	7186	3936	115	34.23	6	-	11	-
		2	3	2	7*	11	11.00	-	-	429	240	6	40.00	1	-	2	-
Bidstrup TA	1957-60	2	4	1	20	32	10.66	-	-	328	178	4	44.50	-	-	-	-
Bishop EG	1892-98	3	6	3	6	11	3.66	-	-	630	229	8	28.62	1	-	1	-
Blundell GR	1921-24	5	9	-	52	178	19.77	-	1	173	117	5	23.40	-	-	2	-
Bott LC	1912-25	14	24	-	54	400	16.66	-	1	294	127	4	31.75	-	-	7	-
Bovell HEJ	1961	1	2	-	10	15	7.50	-	-	-	-	-	-	-	-	-	-
Bowe RD	1967-68	3	6	1	86	110	22.00	-	1	-	-	-	-	-	-	-	-
Boyd DL	1981-82	12	16	3	43*	246	18.92	-	-	1862	1031	25	41.24	-	-	5	-
Brayshaw IJ	1960-77	101	161	25	160	4325	31.80	3	25	11625	4465	178	25.08	7	2	108	-
Brayshaw JA	1987-90	18	24	2	81	633	28.77	-	4	410	201	2	100.50	-	-	14	-
Breman TG	1985-87	10	14	3	45*	203	18.45	-	-	1404	667	22	30.31	1	-	4	-
Bromley EH	1929-31	6	12	-	78	247	20.58	-	2	763	408	10	40.80	-	-	4	-
Bryant FJ	1926-36	19	33	1	115	946	29.56	2	5	8	10	-	-	-	-	7	-
		1	1	-	12	12	12.00	-	-	-	-	-	-	-	-	-	-
Bryant RJ	1924-35	28	49	2	103	1076	21.95	1	4	1394	688	19	36.21	-	-	15	-
		1	2	1	12*	12	12.00	-	-	128	58	1	58.00	-	-	-	-
Bryant WJ	1926	1	2	-	6	6	3.00	-	-	-	-	-	-	-	-	-	-
Buggins BL	1954-62	62	96	14	60*	1188	14.48	-	1	3	1	1	1.00	-	-	143	19
		1	1	1	-	4	4.00	-	-	-	-	-	-	-	-	5	-
Bush GEW	1984-90	9	13	3	27	73	7.30	-	-	1393	792	17	46.58	-	-	6	-
Butler WJ	1921	1	2	-	6	10	5.00	-	-	-	-	-	-	-	-	-	-
Buttsworth FJ	1947-49	8	15	-	60	343	22.86	-	2	-	-	-	-	-	-	3	-
Buttsworth FR	1920-25	7	12	3	100	153	17.00	1	-	1056	544	13	41.84	-	-	2	-
Buttsworth WF	1937	3	6	-	41	109	18.16	-	-	-	-	-	-	-	-	3	-
Byfield AS	1952-53	6	12	3	39	251	27.88	-	-	56	43	2	21.50	-	-	5	-
Calder H	1932	1	1	-	9	9	9.00	-	-	-	-	-	-	-	-	1	-
Campbell IJ	1933	2	2	-	9	16	8.00	-	-	-	-	-	-	-	-	1	-
Campbell RJ	1996-2005	92	161	5	203	5766	36.96	11	36	24	30	-	-	-	-	244	15
Cantwell HR	1924	1	2	-	0	0	-	-	-	-	-	-	-	-	-	1	-
Capes PA	1985-92	40	46	14	23	329	10.28	-	-	7895	3926	124	31.66	4	1	8	-
Carlson VC	1922-25	3	5	-	10	14	2.80	-	-	18	5	-	-	-	-	-	-
Carmody DK	1947-55	35	67	1	198	1861	28.19	1	11	55	42	1	42.00	-	-	26	2
		1	2	-	38	46	23.00	-	-	-	-	-	-	-	-	-	-
Carter RC	1909	3	6	1	32	97	19.40	-	-	24	14	-	-	-	-	1	-

Cary SR	1994	39	40	19	13	178	8.47	-	-	8064	3674	102	36.02	-	-	14	-
Casson B	2002-05	24	41	6	51	592	16.91	-	1	4744	2796	71	39.38	2	1	8	-
Chadwick D	1963-71	65	118	10	137	3886	35.98	9	14	39	37	-	-	-	-	45	-
Chappell TM	1976	4	4	-	57	160	40.00	-	2	8	5	-	-	-	-	2	-
Chamberlain JA	1906	1	2	-	11	11	5.50	-	-	6	17	-	-	-	-	1	-
Charlesworth L	1949-50	8	16	1	122	494	32.93	1	1	16	14	-	-	-	-	8	-
Charlesworth RI	1972-79	47	82	5	101	2327	30.22	1	16	8	1	-	-	-	-	35	-
Christian AH	1906-21	17	32	1	97	757	24.41	-	5	4060	1981	79	25.07	5	2	6	-
Clark HJ	1922	1	2	-	1	1	0.50	-	-	24	18	-	-	-	-	-	-
Clark MW	2001	16	21	9	26	135	11.25	-	-	2706	1297	46	28.19	1	-	11	-
Clark WM	1974-84	49	58	22	46*	604	16.77	-	-	11190	4639	150	30.92	4	-	14	-
Clements SC	1981-84	20	33	1	151	1114	34.81	1	8	92	56	-	-	-	-	15	-
Clough PM	1984-85	8	10	4	21	56	9.33	-	-	1693	831	24	34.62	-	-	-	-
Colgan G	1977	1	1	-	1	1	1.00	-	-	136	87	2	43.50	-	-	-	-
Connor GO	1958	4	8	-	22	73	9.12	-	-	24	13	-	-	-	-	3	-
Coombe TM	1905	1	2	-	15	15	7.50	-	-	-	-	-	-	-	-	-	-
Coulson CE	1990-95	11	19	5	32*	178	12.71	-	-	2269	1164	31	37.55	-	-	8	-
Cowper RM	1968	3	4	-	15	27	6.75	-	-	205	100	2	50.00	-	-	10	-
Cox MJ	1985-86	7	8	-	31	97	12.12	-	-	-	-	-	-	-	-	23	2
Coyne TH	1905-08	4	7	-	62	144	20.57	-	1	420	194	11	17.63	1	-	2	-
Crawford AW	2008	3	3	3	6*	8	-	-	-	413	223	7	31.86	-	-	2	-
Cripps AE	1952	2	4	-	16	27	6.75	-	-	-	-	-	-	-	-	1	-
Cullen GI	2000	1	1	-	5	5	5.00	-	-	-	-	-	-	-	-	-	-
Cullinan T	1892	1	2	-	8	9	4.50	-	-	12	19	-	-	-	-	-	-
Cumming KR	1945-47	9	12	3	10	35	3.88	-	-	1750	616	22	28.00	1	-	3	-
Curtin PWE	1931-32	1	1	-	13	13	13.00	-	-	144	41	1	41.00	-	-	-	-
		3	5	1	35	64	16.00	-	-	376	163	2	81.50	-	-	-	-
Daniel VW	1981	2	2	-	21	23	11.50	-	-	378	180	1	180.00	-	-	1	-
Davis LM	2007	10	20	-	116	481	48.10	1	1	6	6	1	6.00	-	-	9	-
Davis PJ	2008	1	2	1	37	39	39.00	-	-	180	99	4	24.75	-	-	-	-
Dick AW	1948	1	2	-	8	8	4.00	-	-	32	11	-	-	-	-	-	-
Dick IR	1950	1	2	-	27	27	13.50	-	-	-	-	-	-	-	-	-	-
Dighton MG	1997-99	11	19	2	182*	605	35.59	1	2	-	-	-	-	-	-	15	-
Ditchburn AJ	1933-35	9	14	4	27*	127	12.70	-	-	1839	674	22	30.63	-	-	9	-
Doig RO	1926-32	3	6	1	16	56	11.20	-	-	128	79	1	79.00	-	-	-	-
Dorey BR	2004	35	51	8	53	753	17.51	-	1	7365	3499	142	24.64	9	1	13	-
Doropoulos T	2007	6	10	1	58*	200	22.22	-	1	156	113	2	56.50	-	-	4	-
Drew AD	1924-32	13	25	-	42	298	11.92	-	-	272	156	2	78.00	-	-	10	-
Driver WG	1949	1	2	-	37	37	18.50	-	-	-	-	-	-	-	-	-	-
		4	8	-	109	359	44.87	1	1	40	24	-	-	-	-	1	-
Duffy WV	1892	2	4	-	42	62	15.50	-	-	303	183	8	22.87	1	-	-	-
Dunn WP	1948-52	18	32	12	33*	169	8.45	-	-	3987	1507	48	31.39	2	-	16	-
Dunstan WJ	1905	1	1	-	0	0	-	-	-	-	-	-	-	-	-	-	1
Duperouzel B	1971-72	5	8	2	43	143	23.83	-	-	8	6	-	-	-	-	7	1
Edmondson BM	2003	42	51	24	15*	107	3.96	-	-	7893	5134	160	32.09	3	1	14	-
Edmondson HPD	1905-12	6	11	-	68	194	17.63	-	2	287	226	4	56.50	-	-	1	-
Edwards AR	1946-56	44	77	5	105	2325	32.29	3	12	691	346	14	24.71	-	-	35	1
		1	1	-	45	45	45.00	-	-	-	-	-	-	-	-	-	-
Edwards EK	1948	2	4	-	21	47	11.75	-	-	-	-	-	-	-	-	-	-
Edwards R	1964-74	72	122	15	158	4481	41.87	11	22	40	29	1	29.00	-	-	79	8
Edwards WJ	1973-77	22	40	1	153	1313	33.66	2	9	199	141	2	70.50	-	-	16	-
England EJ	1945-53	5	8	1	71	213	30.42	-	2	8	11	-	-	-	-	4	-
Epstein J	1945	1	1	-	33	33	33.00	-	-	120	33	3	11.00	-	-	-	-
Ervine SM	2006	2	2	-	4	4	2.00	-	-	241	111	4	27.75	-	-	-	-
Evans GN	1937	2	4	-	26	26	6.50	-	-	-	-	-	-	-	-	-	-
Evans RM	1906-24	11	20	2	34*	270	15.00	-	-	400	214	1	214.00	-	-	6	-
Evans WA	1921-32	20	36	1	53	543	15.51	-	1	3200	1248	34	36.70	1	-	13	-
		2	2	-	0	0	-	-	-	408	127	4	31.75	-	-	1	-
Everett DT	1935	1	1	-	0	0	-	-	-	-	-	-	-	-	-	-	-
Everett JS	1909	1	2	-	13	13	6.50	-	-	78	48	-	-	-	-	1	-
Evers HA	1905-20	13	20	1	43	315	16.57	-	-	-	-	-	-	-	-	14	12
Eyres G	1937-39	8	14	2	41	118	9.83	-	-	1857	757	26	29.11	2	-	4	-
Ferries KI	1961	1	1	-	9	9	9.00	-	-	152	61	1	61.00	-	-	-	-
Fidock HE	1924-29	3	5	1	35	50	12.50	-	-	280	152	3	50.66	-	-	2	-
Fitzgerald DA	1993-94	4	5	2	35	110	36.66	-	-	-	-	-	-	-	-	6	-
Fleay CWEJ	1922	1	1	-	4	4	4.00	-	-	72	36	2	18.00	-	-	2	-
Foley MH	1953	3	6	-	43	101	16.83	-	-	-	-	-	-	-	-	2	-
Forsyth GM	1961	1	1	-	1	1	1.00	-	-	216	91	2	45.50	-	-	1	-
Francis SG	1933-36	8	12	3	26*	149	16.55	-	-	1611	592	23	25.73	2	-	3	-
Frankish RR	1948-52	19	38	5	104	799	24.21	1	2	1592	725	20	36.25	-	-	21	-
Freemantle Dr LF	1924-25	3	6	-	87	131	21.83	-	1	420	303	5	60.60	-	-	6	-

Gallash I	1962-63	10	16	5	30*	100	9.09	-	-	2186	972	24	40.50	-	-	3	-
		1	2	1	6	8	8.00	-	192	113	-	-	-	-	-	-	-
Gannon JB	1966-78	37	38	17	20	138	6.57	-	-	6975	3204	106	30.22	2	-	16	-
Gardiner GA	1934-37	7	14	3	29*	176	16.00	-	-	687	368	14	26.28	1	-	3	-
Garnaut MS	1996-97	16	16	4	10*	57	4.75	-	-	2698	1554	37	42.00	-	-	6	-
Gartrell KB	1959-62	10	19	-	102	482	25.36	1	2	146	127	1	127.00	-	-	8	-
Gartrell RB	1984-85	7	13	2	104	400	36.36	1	1	18	3	-	-	-	-	2	-
Gaunt RA	1955-59	29	37	11	27*	250	9.61	-	-	6074	2894	109	26.55	5	-	8	-
Germaine L	1958	7	10	2	46*	96	12.00	-	-	994	589	12	49.08	-	-	2	-
		1	1	-	2	2	2.00	-	-	208	103	-	-	-	-	-	-
Gilchrist AC	1994-07	59	94	12	203*	3359	40.96	9	15	-	-	-	-	-	-	293	8
Gillies WS	2005	3	4	-	21	70	17.50	-	-	212	173	6	28.83	-	-	1	-
Gonnella P	1984-88	19	32	4	134	878	31.35	1	3	96	50	-	-	-	-	12	-
Good Dr RNS	1909	2	4	-	48	52	13.00	-	-	-	-	-	-	-	-	-	-
Goodwin MW	1994-05	62	111	8	201*	4406	42.77	10	21	12	2	-	-	-	-	41	-
Gorringe HR	1951-58	27	40	10	25	224	7.46	-	-	5790	3044	87	34.98	2	1	12	-
		1	2	-	4	4	2.00	-	-	152	61	2	30.50	-	-	-	-
Gouly L	1905-07	4	7	3	70*	140	35.00	-	1	-	-	-	-	-	-	-	-
Graf SF	1983	11	14	2	74	420	35.00	-	3	2251	1048	32	32.75	-	-	10	-
Grigg HT	1925	3	6	-	30	81	13.50	-	-	-	-	-	-	-	-	1	-
Guest CEJ	1966	7	12	2	74	328	32.80	-	2	1347	611	16	38.18	-	-	3	-
Hagdorn KJ	1977	1	did	not	bat	-	-	-	-	48	19	-	-	-	-	-	-
Halcombe RA	1928-39	17	24	8	14*	85	5.31	-	-	2510	1279	34	37.61	-	-	5	-
		3	3	1	7	9	4.50	-	-	624	294	7	42.00	-	-	-	-
Hanna BL	1970-72	7	13	1	51*	213	17.75	-	1	32	30	-	-	-	-	6	-
Hantke TCM	1908	1	2	-	2	2	1.00	-	-	30	20	-	-	-	-	-	-
Harburn CM	1961-65	7	13	-	139	307	23.61	1	2	80	36	-	-	-	-	4	-
Hardie AE	1922	2	4	-	17	49	12.25	-	-	224	201	6	33.50	-	-	-	-
Harper CW	1908	3	4	3	11*	16	16.00	-	-	174	89	2	44.50	-	-	-	-
Harris DJ	1990	1	2	-	23	23	11.50	-	-	-	-	-	-	-	-	1	-
Harris HVP	1898	1	2	-	32	54	27.00	-	-	-	-	-	-	-	-	2	-
Harrold HW	1925	1	2	1	21*	21	21.00	-	-	168	89	2	44.50	-	-	-	-
Harvey E	1905	1	2	1	14*	14	14.00	-	-	18	17	-	-	-	-	-	-
Harvey KM	1994-04	26	40	10	100*	661	22.03	1	-	3846	2112	58	36.41	-	-	16	-
Hawke NJN	1959	7	9	-	89	189	21.00	-	1	774	344	6	57.33	-	-	5	-
Heal AK	2003	16	22	1	66	358	17.05	-	3	2866	1481	32	46.28	1	1	6	-
Healy EN	1920	1	1	-	1	1	1.00	-	-	-	-	-	-	-	-	-	-
Heindricks AHJC	1922	2	3	1	91*	127	63.50	-	1	-	-	-	-	-	-	-	-
Hennah WH	1909	1	2	-	0	0	-	-	-	84	52	-	-	-	-	1	-
Herbert HJ	1922-26	5	10	2	19*	59	7.37	-	-	266	156	5	31.20	-	-	1	-
Herbert MU	1945-54	16	27	1	53	343	13.19	-	1	2955	1561	40	39.62	2	-	9	-
		1	1	1	28	28	28.00	-	-	-	-	-	-	-	-	-	-
Heron CJ	2005	6	11	-	84	307	27.91	-	4	-	-	-	-	-	-	6	-
Herring LL	1898	1	2	-	34	41	20.50	-	-	-	-	-	-	-	-	-	-
Herzberg S	1991-92	2	4	2	57*	76	38.00	-	1	355	189	6	31.50	-	-	1	-
Hewson RH	1924-31	13	24	8	38	256	16.00	-	-	-	-	-	-	-	9	6	-
Hill WD	1983-84	8	9	1	31*	83	10.37	-	-	6	1	-	-	-	-	23	-
Hill-Smith W	1931-33	8	12	-	68	344	24.57	-	4	-	-	-	-	-	-	3	-
		1	2	-	32	49	24.50	-	-	-	-	-	-	-	-	-	-
Hoare DE	1955-65	54	78	16	133	1164	18.77	1	3	10743	5075	194	26.15	10	1	24	-
		2	2	-	5	5	2.50	-	-	280	135	8	16.87	1	-	1	-
Hogan TG	1981-90	55	72	11	115*	1175	19.26	1	4	12580	5241	148	35.41	6	-	35	-
Hogg GB	1993	75	119	25	111*	3050	32.44	3	19	9545	4983	132	37.75	10	-	46	-
Hogue TH	1906-12	15	27	1	119	815	31.34	1	5	1656	806	36	22.38	-	-	9	-
Hogue WW	1907-12	8	13	2	33	163	14.82	-	-	504	244	3	81.33	-	-	3	-
Horrocks WJ	1926-35	11	20	3	148*	607	35.70	1	5	16	7	-	-	-	-	4	-
		2	3	-	140	247	82.33	1	1	-	-	-	-	-	-	1	-
Hosking AW	1898	1	2	-	53	79	39.50	-	1	78	18	-	-	-	-	-	-
House GWC	1972-73	4	4	1	70*	87	29.00	-	1	432	216	6	36.00	-	-	2	-
Howard HC	1905-24	20	37	7	77*	784	26.13	-	5	284	219	6	36.50	-	-	7	-
Hubble JM	1964-74	15	19	8	54	234	21.27	-	1	3031	1431	47	30.44	1	1	7	-
Hughes KJ	1975-88	66	111	4	183	4588	42.87	13	22	72	24	-	-	-	-	40	-
Hughes WC	1912	5	7	2	13*	38	7.60	-	-	663	555	19	29.21	-	-	6	-
Hussey PL	1892	2	4	-	14	27	6.75	-	-	-	-	-	-	-	-	-	-
Hussey MEK	1994	112	206	13	223*	8115	42.05	17	40	1060	507	15	33.80	-	-	114	-
Inness MW	2005-07	11	17	6	29*	130	11.82	-	-	2492	1210	37	32.70	2	-	5	-
Inverarity M	1925-39	26	44	1	68*	736	17.11	-	4	3099	2104	53	39.69	3	-	11	-
Inverarity RJ	1962-78	119	207	21	187	7607	40.89	20	36	4983	1954	55	35.52	-	-	156	-
		2	4	-	13	36	9.00	-	-	16	2	-	-	-	-	3	-
Ireland GJ	1984-85	8	9	-	50	151	16.77	-	1	-	-	-	-	-	-	6	-
Irvine JT	1964-70	30	48	3	182	1602	35.60	3	8	216	120	1	120.00	-	-	24	-
		1	1	-	20	20	20.00	-	-	-	-	-	-	-	-	-	-

Jackson AE	1898	1	2	-	43	47	23.50	-	-	-	-	-	-	-	-	-	-	-	-
James EP	1953-54	2	3	-	24	25	8.33	-	-	426	302	5	60.40	-	-	-	-	-	-
		1	2	-	0	0	-	-	-	256	92	2	46.00	-	-	-	-	-	-
Jarvis CMB	1932	1	1	-	3	3	3.00	-	-	-	-	-	-	-	-	-	2	-	-
Jeffreys JA	1937-39	5	10	-	36	158	15.80	-	-	-	-	-	-	-	-	-	6	-	-
Jeffreys KS	1937-45	6	10	2	49	194	24.25	-	-	208	155	3	51.66	-	-	-	1	-	-
Johnson MA	2008	3	5	-	34	51	10.20	-	-	-	-	-	-	-	-	-	7	1	-
Jenner TJ	1963-66	24	43	8	69	748	21.37	-	1	3845	2006	34	59.00	-	-	-	11	-	-
		1	1	1	12*	12	-	-	-	168	119	1	119.00	-	-	-	-	-	-
Jones A	1963	9	18	-	66	503	27.94	-	3	88	32	1	32.00	-	-	-	2	-	-
		1	2	-	1	1	0.50	-	-	-	-	-	-	-	-	-	-	-	-
Jones E	1906-07	3	6	-	48	98	16.33	-	-	594	279	9	31.00	-	-	-	3	-	-
Jones JR	1933-35	10	12	5	22	104	14.85	-	-	1830	939	27	34.77	-	-	-	10	-	-
Jones SA	1975	1	2	-	36	38	19.00	-	-	120	108	1	108.00	-	-	-	2	-	-
Jones VC	1905	1	2	-	15	16	8.00	-	-	54	52	-	-	-	-	-	1	-	-
Joynt HK	1960-64	16	29	-	56	440	15.17	-	2	56	33	1	33.00	-	-	-	15	-	-
		1	2	-	81	85	42.50	-	1	-	-	-	-	-	-	-	-	-	-
Julian BP	1989-00	92	135	21	124	2654	23.28	2	12	17145	9049	306	29.57	16	2	65	-	-	-
Jurgensen SJ	1998	2	3	3	13	16	-	-	-	373	223	2	111.50	-	-	-	1	-	-
Kanhai RB	1961	8	14	1	135	533	41.00	2	2	56	21	-	-	-	-	-	3	-	-
Karppinen SJ	2000	3	5	1	17	22	5.50	-	-	558	324	11	29.45	-	-	-	-	-	-
Katich SM	1996-01	50	90	13	228*	3847	49.96	12	17	815	544	11	49.45	-	-	-	44	-	-
Kelly OH	1906-07	3	6	1	23	75	15.00	-	-	-	-	-	-	-	-	-	1	-	-
Kelly PC	1964-66	21	39	3	132	1556	43.22	4	7	73	47	-	-	-	-	-	10	-	-
		1	2	-	33	48	24.00	-	-	-	-	-	-	-	-	-	-	-	-
Kelly RC	1992	3	6	1	34	94	18.80	-	-	-	-	-	-	-	-	-	2	-	-
Kelly TP	2007	5	5	2	26	32	10.67	-	-	762	379	6	63.17	-	-	-	1	-	-
Kelly WH	1905	2	3	1	9	10	5.00	-	-	230	112	3	37.33	-	-	-	1	-	-
Keogh EJ	1898	1	2	-	13	14	7.00	-	-	150	68	2	34.00	-	-	-	-	-	-
Kessey GT	1945-49	12	18	3	60	286	19.06	-	1	-	-	-	-	-	-	-	18	5	-
		1	1	1	34*	34	-	-	-	-	-	-	-	-	-	-	1	2	-
Kimpton RW	1935	1	1	-	8	8	8.00	-	-	-	-	-	-	-	-	-	1	-	-
Knowles BA	2008	1	1	1	0	-	-	-	-	180	85	2	42.50	-	-	-	-	-	-
Laird BM	1972-83	64	113	9	171	3824	36.77	7	23	74	50	-	-	-	-	-	60	-	-
Lang HK	1929-31	2	4	-	29	42	10.50	-	-	-	-	-	-	-	-	-	-	-	-
Langdon CW	1946-55	29	53	3	138	1857	37.14	5	9	2354	956	23	41.56	-	-	-	22	-	-
Langer JL	1991-07	118	212	17	274*	9951	51.03	29	39	114	47	-	-	-	-	-	111	-	-
Langer RS	1973-81	44	78	14	150*	2756	43.06	5	18	448	195	5	39.00	-	-	-	19	-	-
Lanigan JP	1921-22	2	3	1	64*	76	38.00	-	1	488	204	4	5100	-	-	-	-	-	-
Lavender MP	1990-96	51	95	6	173*	3071	34.51	6	14	42	15	-	24.59	-	-	-	45	-	-
Lehmann CA	1912	2	3	1	10	17	8.50	-	-	216	153	4	38.25	-	-	-	2	-	-
Lillee DK	1969-83	76	94	27	54*	980	14.63	-	1	17789	8080	351	23.02	19	4	26	-	-	-
Lilly KE	1988	2	2	1	4*	4	4.00	-	-	360	255	6	42.50	-	-	-	-	-	-
Loader PJ	1963	1	1	-	0	0	-	-	-	152	85	-	-	-	-	-	-	-	-
Lock GAR	1962-70	71	108	17	66	1467	16.12	-	2	21215	7770	316	24.59	16	2	84	-	-	-
		3	3	-	32	64	21.33	-	-	687	305	10	30.50	-	-	-	2	-	-
Lockwood WT	1898	1	2	-	21	21	10.50	-	-	-	-	-	-	-	-	-	-	-	-
Lodge AO	1958-61	15	26	3	85	616	26.78	-	4	-	-	-	-	-	-	-	17	-	-
Loton CV	1925	2	4	2	21	25	12.50	-	-	-	-	-	-	-	-	-	-	1	-
Loton MW	1924	1	2	-	38	40	20.00	-	-	-	-	-	-	-	-	-	1	-	-
Lovelock OI	1932-39	21	36	8	94*	796	28.43	-	4	-	-	-	-	-	-	-	19	15	-
		2	2	-	11	19	9.50	-	-	-	-	-	-	-	-	-	-	2	-
Lovett AF	1950	1	2	-	6	6	3.00	-	-	47	40	1	40.00	-	-	-	1	-	-
MacDonald TP	2006	1	1	-	17	17	17.00	-	-	156	81	-	-	-	-	-	1	-	-
MacGill CWT	1939-50	6	11	1	78	250	25.00	-	1	120	559	19	29.42	-	-	-	5	-	-
MacGill SCG	1993	1	2	1	9	11	11.00	-	-	174	91	-	-	-	-	-	-	-	-
MacGill TMD	1968-72	12	18	4	34	210	15.00	-	-	2104	921	23	40.04	-	-	-	7	-	-
Mack CD	1989-90	9	9	3	8	14	2.80	-	-	1811	990	22	45.00	-	-	-	1	-	-
Macleay KH	1981-91	100	130	25	114*	2870	27.33	3	13	19377	7756	261	29.72	6	-	63	-	-	-
Magoffin SJ	2004	47	47	17	79	892	29.73	-	1	9698	4255	157	27.10	5	1	14	-	-	-
Malone MF	1974-81	42	50	14	38	635	17.63	-	-	9659	4060	163	24.60	7	-	25	-	-	-
Mangan JP	2008	3	5	-	38	110	22.00	-	-	252	158	2	79.00	-	-	-	-	-	-
Mann AL	1963-83	76	114	17	110	2355	24.28	1	11	14251	6592	196	33.63	5	-	44	-	-	-
Marks VJ	1986	11	10	2	66*	370	46.25	-	1	2840	955	30	31.85	1	-	7	-	-	-
Marsh GR	1977-93	112	196	13	355*	7731	42.25	24	29	30	9	1	9.00	-	-	74	-	-	-
Marsh RW	1968-83	97	156	12	236	5181	35.98	8	25	32	17	-	-	-	-	359	33	-	-
		1	2	-	22	22	11.00	-	-	-	-	-	-	-	-	-	1	-	-
Marsh SE	2000	50	92	12	166*	2748	34.35	4	13	96	80	2	40.00	-	-	38	-	-	-
Martin EJ	1932	1	1	-	2	2	2.00	-	-	190	165	6	27.50	-	-	-	-	-	-
		1	1	-	1	1	1.00	-	-	128	126	-	-	-	-	-	-	-	-
Martyn DR	1990-2006	104	184	17	203*	7319	43.83	20	37	2838	1286	33	38.97	-	-	97	1	-	-
Mason MS	1996-97	3	5	1	3	10	2.50	-	-	535	249	4	62.25	-	-	1	-	-	-

Massie RAL	1965-74	28	27	10	23	171	10.05	-	-	5718	2438	91	26.79	-	-	4	-
Mateljan T	1959	2	2	-	19	19	9.50	-	-	312	169	2	84.50	-	-	2	-
Matthews CD	1984-90	52	66	8	71	1309	22.56	-	7	10876	5332	225	23.70	14	-	19	-
Mayne LC	1961-69	32	46	16	50	333	11.10	-	1	7958	4090	125	32.72	5	-	10	-
		2	1	1	4*	4	4.00	-	-	436	279	9	31.00	-	-	-	-
McAullay KJ	1970-73	22	43	3	86	1251	31.27	-	9	-	-	-	-	-	-	14	-
McCague MJ	1990-91	11	13	3	34	124	12.40	-	-	2048	1086	32	33.93	1	-	7	-
McCarthy PCD	1950-54	7	14	-	98	386	27.57	-	2	-	-	-	-	-	-	3	-
McEvoy DM	1966	2	3	-	28	40	13.33	-	-	-	-	-	-	-	-	3	-
McEwan KS	1979-80	18	34	3	177	1094	35.29	2	6	3	8	-	-	-	-	9	-
McFarlane RD	1981	2	4	-	22	51	12.75	-	-	-	-	-	-	-	-	4	-
McKenzie DC	1934-45	4	6	-	88	214	35.66	-	3	-	-	-	-	-	-	1	-
McKenzie EN	1931	1	2	-	26	43	21.50	-	-	-	-	-	-	-	-	-	-
McKenzie GD	1959-73	81	119	24	69	1622	16.96	-	6	18127	8142	254	32.05	7	-	36	-
		4	4	1	48*	141	47.00	-	-	1236	565	16	35.31	-	-	1	-
McLauchlan D	2006	2	3	1	20	25	12.50	-	-	402	176	8	22.00	-	-	-	-
McPhee MW	1984-93	40	67	6	135	1699	27.85	2	9	30	14	-	-	-	-	16	-
McRae WA	1927-28	3	5	1	119	186	37.20	1	-	128	69	1	69.00	-	-	-	-
		1	2	1	18	33	33.00	-	-	-	-	-	-	-	-	-	-
Meares FD	1898	1	2	-	16	16	8.00	-	-	30	9	-	-	-	-	-	-
Meek AB	1920-25	5	8	1	12*	40	5.71	-	-	361	237	2	118.50	-	-	1	-
Meuleman KD	1952-60	48	75	9	234*	3398	51.48	11	13	1014	637	10	63.70	-	-	13	-
Meuleman RD	1968-71	14	22	3	101*	545	28.68	1	3	8	-	-	-	-	-	6	-
Meuleman SW	2000	19	34	-	109	742	21.82	2	3	120	97	2	48.50	-	-	10	-
Michael CA	1979	3	2	2	1*	1	-	-	-	414	241	9	26.77	-	-	1	-
Milburn C	1966-68	17	29	2	243	1414	52.37	3	8	632	302	5	60.40	-	-	15	-
		1	2	-	79	97	48.50	-	1	24	21	-	-	-	-	3	-
Millar GA	1981	1	1	-	20	20	20.00	-	-	114	77	-	-	-	-	-	-
Miller WA	1924	1	1	-	14	14	14.00	-	-	56	23	1	23.00	-	-	-	-
Mills RL	1937-38	5	8	2	14	20	3.66	-	-	712	344	5	68.80	-	-	2	-
Milosz SJ	1983-87	10	10	7	8	18	6.00	-	-	1811	759	17	44.64	1	-	4	-
Moffat AA	1892	2	4	2	2	3	1.50	-	-	66	47	1	47.00	-	-	-	-
Moody TM	1985-00	145	247	22	272	9520	42.31	21	49	15266	6590	232	28.40	5	1	124	-
Moore WH	1898	1	2	-	14	18	9.00	-	-	-	-	-	-	-	-	1	1
Moysey GB	1907	1	2	-	8	13	6.50	-	-	-	-	-	-	-	-	-	-
Muggleton MB	1964-69	3	6	-	21	50	8.33	-	-	8	2	1	2.00	-	-	-	-
Mulder B	1983-86	25	22	10	25*	101	8.42	-	-	4850	2112	57	37.05	3	1	14	-
Mullally AD	1987-89	15	12	4	34	64	8.00	-	-	3267	1556	37	42.05	-	-	4	-
Mullooly TC	1976	1	1	-	5	5	5.00	-	-	136	77	1	77.00	-	-	2	-
Munro C	1905-09	3	5	1	26*	55	13.75	-	-	509	224	5	44.80	-	-	3	-
Munro JKE	1948-54	25	47	5	53*	487	11.59	-	1	48	18	1	18.00	-	-	55	3
		1	2	1	5*	10	10.00	-	-	-	-	-	-	-	-	1	1
Murray GI	1964	1	1	-	1	1	1.00	-	-	146	94	3	31.25	-	-	-	-
<hr/>																	
Newman CF	1935-36	2	3	-	28	67	22.33	-	-	208	143	4	35.75	-	-	-	-
Newman HA	1927-31	3	4	1	17*	37	12.33	-	-	488	265	1	265.00	-	-	1	-
Nicholls PA	1971-78	19	33	12	38	492	23.42	-	-	2167	943	30	31.43	1	-	7	-
Nicholson MJ	1996	40	61	2	101*	1165	23.78	1	3	8120	4131	142	29.09	5	-	15	-
Nikitaras S	1998-00	2	3	2	10*	11	11.00	-	-	289	149	2	74.50	-	-	-	-
North FD	1892	2	4	-	77	109	27.25	-	1	36	14	2	7.00	-	-	1	-
North MJ	1999	79	141	14	239*	5476	43.12	14	28	4804	2539	54	47.01	-	-	61	-
<hr/>																	
O'Dwyer TE	1946-59	15	23	4	51	305	16.05	-	1	2966	1415	41	34.51	3	-	9	-
Oldroyd BJ	1995	29	40	15	47	287	11.48	-	-	4156	2215	56	39.55	-	-	7	-
O'Meara PA	1977	1	2	-	20	29	14.50	-	-	-	-	-	-	-	-	2	-
O'Neill MD	1979-81	18	31	1	100	655	21.83	1	3	397	254	2	127.00	-	-	4	-
Orr HR	1892	2	4	-	44	77	19.25	-	-	78	56	-	-	-	-	-	-
O'Shaughnessy B	1932	1	1	-	0	0	-	-	-	144	81	1	81.00	-	-	1	-
Outridge TM	1947-52	19	36	1	93	724	20.68	-	4	1633	957	21	45.57	1	-	8	-
<hr/>																	
Packham L	1921	1	2	-	19	27	13.50	-	-	88	54	-	-	-	-	-	-
Parker EF	1905-09	11	22	-	117	804	36.54	2	4	54	26	-	-	-	-	7	-
Parker JF	1960-64	29	53	5	139*	1425	29.68	1	8	23	7	-	-	-	-	9	-
		1	1	-	55	55	55.00	-	1	-	-	-	-	-	-	-	-
Patfield AS	1908-09	3	6	2	21*	61	15.25	-	-	-	-	-	-	-	-	2	5
Paulsen RG	1973-78	31	37	14	46	405	17.60	-	-	5057	2688	81	33.18	3	-	14	-
Pavy L	1953-55	6	11	1	31	124	12.40	-	-	8	10	-	-	-	-	4	-
		1	2	1	36*	45	45.00	-	-	-	-	-	-	-	-	-	-
Penter CE	1979-80	8	13	2	112	286	26.00	1	1	925	507	5	101.40	-	-	5	-
Petrie MJ	2005	1	2	1	4*	4	4.00	-	-	214	88	1	88.00	-	-	-	-
Playle WR	1965-67	17	32	1	122	802	25.87	2	1	88	65	-	-	-	-	10	-
Pomersbach LA	2006	22	40	4	176	1570	43.61	4	11	87	60	2	30.00	-	-	24	-
Porter DN	2008	3	5	1	18*	44	11.00	-	-	414	261	6	43.50	-	-	3	-
Porter GD	1977-85	26	35	6	64	636	21.93	-	4	3921	1485	51	29.12	-	-	16	-
Preen AT	1953-56	13	21	9	27*	158	13.16	-	-	2619	979	28	34.96	1	-	8	-

Price RH	1949-55	25	43	17	33	374	14.38	-	-	5601	2475	90	27.50	4	1	11	-
		1	2	-	4	4	2.00	-	-	200	73	3	24.33	-	-	-	-
Prindville KJ	1978	3	5	-	78	108	21.60	-	1	160	65	-	-	-	-	6	-
Prindville TJ	1969-71	12	23	3	107	610	30.50	1	1	184	68	3	22.66	-	-	15	-
Puckett CW	1939-52	33	55	13	75	610	14.52	-	1	9702	3796	149	25.47	13	2	23	-
		1	1	-	2	2	2.00	-	-	184	77	1	77.00	-	-	-	-
Punch KF	1960-63	15	27	1	76	599	23.03	-	3	1360	583	16	36.43	-	-	14	-
Quinlan PF	1925-28	8	14	1	50	270	20.76	-	1	619	382	8	47.75	-	-	3	-
Quist KH	1905	2	4	-	56	111	27.75	-	1	30	22	-	-	-	-	2	-
Ramshaw DJ	1989	3	4	-	44	61	15.25	-	-	-	-	-	-	-	-	2	-
Randell AC	1912-21	5	7	-	61	156	22.28	-	1	-	-	-	-	-	-	3	-
Randell EA	1892-98	3	6	-	36	60	10.00	-	-	324	114	4	28.50	-	-	1	-
Read AE	1938-39	3	5	-	55	179	35.80	-	1	-	-	-	-	-	-	2	-
Reid BA	1984-95	56	61	25	30	303	8.42	-	-	12501	5575	197	28.30	7	1	14	-
Renfrey LC	1922-27	10	17	7	30*	212	21.20	-	-	1436	683	13	52.53	-	-	3	-
Richardson AJ	1927-29	4	5	-	56	128	25.60	-	1	689	241	9	26.77	-	-	3	-
		1	1	1	101*	101	-	1	-	120	39	1	39.00	-	-	-	-
Rigby A	1926	1	2	-	5	9	4.50	-	-	40	17	-	-	-	-	-	-
Rigg HWH	1946-58	12	19	1	76	431	23.94	-	1	216	113	2	56.50	-	-	12	-
Rigg BA	1947-56	18	33	3	65	511	17.03	-	2	952	689	8	86.12	-	-	11	-
Roach WA	1933	3	4	1	17	31	10.33	-	-	-	-	-	-	-	-	1	-
Robinson A	1907	1	2	-	23	24	12.00	-	-	-	-	-	-	-	-	-	-
Robinson AW	1952	2	4	-	20	24	6.00	-	-	-	-	-	-	-	-	-	-
Robinson CH	1920	1	1	-	16	16	16.00	-	-	152	125	2	62.50	-	-	-	-
Robinson Dr GD	1945-47	7	12	-	134	464	38.66	1	2	-	-	-	-	-	-	2	-
		1	1	-	8	8	8.00	-	-	-	-	-	-	-	-	-	-
Robinson WM	2008	7	14	-	141	531	37.93	1	3	258	162	5	32.40	-	-	3	-
Roe R	1934	2	4	-	58	136	34.00	-	1	-	-	-	-	-	-	1	-
Rogers CJL	1998-2007	70	125	6	279	5728	48.13	17	29	10	9	-	-	-	-	66	-
Ronchi L	2002	34	55	7	105*	1654	34.46	2	9	-	-	-	-	-	-	149	8
Rowe SHD	1905-29	25	47	2	105	980	20.85	1	4	42	28	-	-	-	-	20	-
		1	1	-	73	73	73.00	-	1	-	-	-	-	-	-	-	-
Rowlands WT	1937-38	7	12	-	49	186	15.50	-	-	272	112	-	-	-	-	5	-
Russell RS	1988-93	4	5	1	23	68	17.00	-	-	528	275	6	45.83	-	-	3	-
Rutherford JW	1952-60	38	70	4	167	2383	36.10	5	11	2619	1020	18	56.66	-	-	27	-
		2	3	-	39	73	24.33	-	-	170	56	3	18.00	-	-	4	-
Ryan RT	1933	4	7	-	29	141	20.14	-	-	-	-	-	-	-	-	1	-
Sands RF	1947	1	2	-	13	15	7.50	-	-	-	-	-	-	-	-	1	-
Sarre RB	1951-54	15	29	1	103	523	18.67	1	1	403	200	9	22.22	-	-	5	-
Sartori RJ	1933	3	4	2	8	11	5.50	-	-	416	187	4	46.75	-	-	1	-
Sawle LM	1954-60	34	61	4	109*	1669	29.28	1	9	19	13	-	-	-	-	17	-
		1	2	-	25	32	16.00	-	-	-	-	-	-	-	-	2	-
Sayers MG	1978	1	did	not	bat	-	-	-	-	-	-	-	-	-	-	5	-
Scarff CS	1969-70	4	6	-	67	165	27.50	-	1	-	-	-	-	-	-	-	-
Selk RA	1898-1912	16	25	8	34	192	11.29	-	-	3588	1844	75	24.58	6	2	6	-
Serjeant CS	1976-82	51	86	16	144*	2632	37.60	6	12	6	4	-	-	-	-	67	-
Shea JA	1937-45	5	10	-	110	243	24.30	1	-	-	-	-	-	-	-	1	-
		1	1	-	0	0	-	-	-	16	8	-	-	-	-	-	-
Shepherd BK	1955-65	83	141	14	219	5340	42.04	13	26	463	293	3	97.66	-	-	56	-
		4	6	1	62	208	41.60	-	2	16	5	-	-	-	-	2	-
Shipperd G	1977-87	68	117	16	167*	4450	44.05	10	22	30	13	-	-	-	-	44	-
Simmons CJ	2003	2	4	-	10	26	6.50	-	-	-	-	-	-	-	-	-	-
Simpson RB	1956-60	24	38	7	236*	2470	79.67	6	13	2725	1179	36	32.71	1	-	30	-
		1	1	-	17	17	17.00	-	-	88	36	1	36.00	-	-	3	-
Slater KN	1955-67	67	110	11	154	2114	21.35	1	13	12821	5364	122	43.96	-	-	47	-
		1	1	-	2	2	2.00	-	-	344	133	2	66.50	-	-	-	-
Smith AEC	1925-26	2	4	-	16	61	15.25	-	-	-	-	-	-	-	-	-	-
Smith DD	1984	1	2	-	2	2	1.00	-	-	36	29	2	14.50	-	-	1	-
Smith WR	1961-62	9	18	-	77	359	19.94	-	2	-	-	-	-	-	-	10	-
Spalding EG	1984	4	3	1	-	-	-	-	-	600	308	12	25.66	-	-	-	-
Spencer DJ	1993	8	8	1	38	75	10.71	-	-	1099	750	20	37.50	-	-	7	-
Stewart J	1992-97	18	24	5	51	200	10.53	-	1	3247	1749	35	49.97	-	-	7	-
Stoinis MP	2008	2	4	-	27	52	13.00	-	-	-	-	-	-	-	-	1	1
Stokes W	1921-28	8	13	2	12	58	5.27	-	-	-	-	-	-	-	-	8	-
Strauss RB	1952-59	34	54	7	52	778	16.55	-	2	7658	3036	128	23.71	8	-	11	-
		1	1	-	14	14	14.00	-	-	342	123	6	20.50	1	-	-	-
Stubbs JRM	1956-61	3	6	1	4	9	1.80	-	-	351	201	4	50.25	-	-	-	-
Swan GG	1999	11	10	5	8*	8	1.60	-	-	1971	1129	28	40.32	1	-	8	-
Taaffe FH	1922-36	17	31	2	79	623	21.48	-	4	547	376	7	62.66	1	-	5	-
Taylor JJ	2003	6	9	2	50	132	18.55	-	1	830	615	12	51.25	-	-	3	-
Thistle MJ	2003	1	2	-	14	14	7.00	-	-	-	-	-	-	-	-	-	-

Thomson GD	1982	1	1	-	0	0	-	-	-	162	150	-	-	-	-	1	-
Thornton BT	1971	1	2	2	16*	24	-	-	-	128	87	1	87.00	-	-	-	-
Thorp CD	2002	6	8	-	26	66	8.25	-	-	945	531	10	53.10	-	-	2	-
Truscott WJ	1929	1	2	-	2	2	1.00	-	-	-	-	-	-	-	-	-	1
Varis L	1966-72	19	32	2	94	625	20.83	-	2	1332	605	16	37.81	-	-	18	-
Veletta MRJ	1983-94	127	218	23	262	8038	41.22	19	46	18	12	-	-	-	-	158	2
Vernon MT	1955-67	71	121	4	173	4067	34.76	8	22	410	231	9	25.66	-	-	53	-
		2	4	1	44	102	34.00	-	-	-	-	-	-	-	-	4	-
Voges AC	2002	49	85	10	180	2701	36.01	7	11	1988	1047	29	36.10	-	-	23	-
Walkerden HE	1909	1	2	-	6	6	3.00	-	-	-	-	-	-	-	-	-	-
Wasley MA	1990	2	3	1	12	19	9.50	-	-	377	181	3	60.33	-	-	-	-
Walsh MJ	1998-00	12	18	1	50	293	17.23	-	2	-	-	-	-	-	-	45	4
Wates DJ	1999	15	20	6	99	491	35.07	-	3	2270	1398	35	39.94	-	-	5	-
Watson GD	1971-74	25	42	6	145	1298	36.05	2	6	3339	1538	59	26.06	4	-	29	-
Watson GG	1979	1	did	not	bat	-	-	-	-	180	135	2	67.50	-	-	1	-
Watson RCW	1957-58	6	9	3	28*	91	15.16	-	-	-	-	-	-	-	-	23	-
		1	1	1	24*	24	-	-	-	-	-	-	-	-	-	3	-
Watt AD	1938-48	16	29	2	129	922	34.14	1	8	301	164	7	23.42	-	-	7	-
		1	1	-	157	157	157.00	1	-	-	-	-	-	-	-	-	-
Waugh RF	1961-63	12	23	3	87	552	27.60	-	2	80	64	1	64.00	-	-	4	-
		1	2	-	4	7	3.50	-	-	8	5	-	-	-	-	-	-
Webster AMC	1929	3	5	2	8	13	4.33	-	-	364	181	4	45.25	-	-	-	-
Wellington CW	1906	1	2	-	5	9	4.50	-	-	-	-	-	-	-	-	-	-
Wilberforce RJ	1926-37	10	19	1	59	356	19.77	-	2	840	345	11	31.36	-	-	3	-
		1	1	-	2	2	2.00	-	-	216	75	2	37.50	-	-	2	-
Williams BA	1999-2005	36	45	10	28	370	10.57	-	-	7524	4000	139	28.77	7	-	9	-
Williams DST	1948-51	8	16	-	51	267	16.68	-	2	216	121	3	40.33	-	-	5	-
Wilson H	1892	1	2	1	10*	13	13.00	-	-	-	-	-	-	-	-	2	2
Wilson P	2002-03	11	15	9	23	73	12.17	-	-	2175	923	26	35.50	1	-	2	-
Wilson SV	1968-72	5	6	4	14*	20	10.00	-	-	749	471	13	36.23	-	-	-	-
Wishart PW	1959-64	26	45	4	114	1105	26.95	1	6	16	19	-	-	-	-	4	-
Wishart WK	1993	7	6	1	15*	31	6.20	-	-	1470	551	11	50.09	-	-	2	-
Wolfe MF	1982	1	1	-	39	39	39.00	-	-	6	6	-	-	-	-	1	-
Wood GM	1976-91	125	199	28	186*	7958	46.53	24	35	175	121	2	60.50	-	-	90	-
Wood PB	1931	1	2	-	6	8	4.00	-	-	32	16	-	-	-	-	1	-
Woodhead DJ	1958-59	7	10	1	101*	269	29.88	1	-	-	-	-	-	-	-	1	-
Worthington PC	2002	7	13	1	73	250	20.83	-	2	1073	578	15	38.53	-	-	8	-
Wright KJ	1974-79	31	42	13	88*	826	28.48	-	4	-	-	-	-	-	-	117	10
Yagmich DB	1972-73	4	3	3	11*	14	-	-	-	-	-	-	-	-	-	24	1
Yardley B	1966-89	59	80	14	97*	1579	23.92	-	4	10482	4546	175	25.97	12	2	23	-
Young GA	1972	2	3	-	125	154	51.33	1	-	-	-	-	-	-	-	4	-
Zimbulis AG	1933-39	15	25	2	42*	315	13.69	-	-	2279	1792	47	38.12	1	-	14	-
		1	1	-	23	23	23.00	-	-	128	135	2	67.50	-	-	1	-
Zoehrer TJ	1980-93	117	169	22	168	4577	31.14	7	24	2694	1416	23	61.57	1	-	365	30



# SHEFFIELD SHIELD

In 1891 Lord Sheffield, a patron of Sussex cricket and a President of Sussex CCC, financed a trip to Australia by an England team captained by Dr WG Grace.

His Lordship was so delighted with the reception he and the team received in Australia he gave the Australian Cricket Council the sum of 150 guineas for the benefit of cricket in the colonies.

The Council, in its wisdom, decided to purchase a shield for competition among the three colonies of New South Wales, Victoria and South Australia. The shield measures 122 cms by 76 cms and bears the Sheffield and Australian coat of arms.

The first year of competition was 1892-93, and it has continued regularly ever since with the exception of the years of the two World Wars. The three original colonies (now states) have since been joined by Queensland (1926-27), Western Australia (1947-48) and Tasmania (1977-78).

Western Australia has competed in 437 Shield games and 90 Pura Cup matches. Pura's sponsorship was introduced in 1999-2000, before Weet-Bix became the major supporter of the competition in 2008-09 and resurrected the Sheffield Shield as the symbol of Australian first class cricket supremacy.

## CAPTAINS & RECORDS

Name	Games	Wins	Draws	Losses
Inverarity RJ	47	22	17	8
Wood GM	47	17	24	6
Moody TM	41	19	13	9
Shepherd BK	35	8	15	12
Lock GAR	33	14	11	8
Meuleman KD	32	7	14	11
Langer JL	30	11	9	10
Carmody DK	28	5	8	15
Marsh GR	28	11	10	7
Hughes KJ	26	13	9	4
Marsh RW	17	7	5	5
North MJ	17	7	3	7
Martyn DR	17	4	3	10
Hussey MEK	13	4	5	4
Katich SM	12	5	6	1
Gilchrist AC	11	4	3	4
Vernon MT	10	1	3	6
Andrews WS	10	2	4	4
Voges AC	9	3	2	4
Serjeant CS	9	1	6	2
Veletta MRJ	8	3	3	2
Shipperd G	7	1	6	-
Brayshaw IJ	5	3	-	2
Mann AL	5	1	1	3
Julian BP	5	1	2	2
Charlesworth RI	4	2	1	1
Langdon CW	4	1	1	2
Sawle LM	4	-	-	-
Lillee DK	3	2	1	-
Simpson RB	3	2	1	-
Edwards AR	2	-	1	1
Laird BM	2	-	2	-
Angel J	2	-	1	1
McEwan KS	1	1	-	-
McKenzie GD	1	-	1	-
Rutherford JW	1	-	1	-
Alderman TM	1	-	1	-
Goodwin MW	1	-	-	1

It must be remembered that from 1947-48 until the end of 1970-71, and again from 1981-82, that a team could win on the first innings. From 1971-72 until 1980-81, the introduction of bonus points meant that a win-draw-loss result could be obtained.

## SHEFFIELD SHIELD WINNERS

1892-93	Victoria	1955-56	New South Wales
1893-94	South Australia	1956-57	New South Wales
1894-95	Victoria	1957-58	New South Wales
1895-96	New South Wales	1958-59	New South Wales
1896-97	New South Wales	1959-60	New South Wales
1897-98	Victoria	1960-61	New South Wales
1898-99	Victoria	1961-62	New South Wales
1899-00	New South Wales	1962-63	Victoria
1900-01	Victoria	1963-64	South Australia
1901-02	New South Wales	1964-65	New South Wales
1902-03	New South Wales	1965-66	New South Wales
1903-04	New South Wales	1966-67	Victoria
1904-05	New South Wales	1967-68	Western Australia
1905-06	New South Wales	1968-69	South Australia
1906-07	New South Wales	1969-70	Victoria
1907-08	Victoria	1970-71	South Australia
1908-09	New South Wales	1971-72	Western Australia
1909-10	South Australia	1972-73	Western Australia
1910-11	New South Wales	1973-74	Victoria
1911-12	New South Wales	1974-75	Western Australia
1912-13	South Australia	1975-76	South Australia
1913-14	New South Wales	1976-77	Western Australia
1914-15	Victoria	1977-78	Western Australia
1915-19	No Competition	1978-79	Victoria
1919-20	New South Wales	1979-80	Victoria
1920-21	New South Wales	1980-81	Western Australia
1921-22	Victoria	1981-82	South Australia
1922-23	New South Wales	1982-83	New South Wales
1923-24	Victoria	1983-84	Western Australia
1924-25	Victoria	1984-85	New South Wales
1925-26	New South Wales	1985-86	New South Wales
1926-27	South Australia	1986-87	Western Australia
1927-28	Victoria	1987-88	Western Australia
1928-29	New South Wales	1988-89	Western Australia
1929-30	Victoria	1989-90	New South Wales
1930-31	Victoria	1990-91	Victoria
1931-32	New South Wales	1991-92	Western Australia
1932-33	New South Wales	1992-93	New South Wales
1933-34	Victoria	1993-94	New South Wales
1934-35	Victoria	1994-95	Queensland
1935-36	South Australia	1995-96	South Australia
1936-37	Victoria	1996-97	Queensland
1937-38	New South Wales	1997-98	Western Australia
1938-39	South Australia	1998-99	Western Australia
1939-40	New South Wales	1999-00	Queensland
1940-46	No Competition	2000-01	Queensland
1946-47	Victoria	2001-02	Queensland
1947-48	Western Australia	2002-03	New South Wales
1948-49	New South Wales	2003-04	Victoria
1949-50	New South Wales	2004-05	New South Wales
1950-51	Victoria	2005-06	Queensland
1951-52	New South Wales	2006-07	Tasmania
1952-53	South Australia	2007-08	New South Wales
1953-54	New South Wales	2008-09	Victoria
1954-55	New South Wales		

## WINNERS SUMMARY

New South Wales	45
Victoria	27
Western Australia	15
South Australia	13
Queensland	6
Tasmania	1

## Sheffield Shield Captains

1947-48	DK Carmody	1979-80	RW Marsh / RI Charlesworth / AL Mann
1948-49	DK Carmody	1980-81	KJ Hughes / KS McEwan
1949-50	DK Carmody	1981-82	KJ Hughes / CS Serjeant
1950-51	DK Carmody / AR Edwards	1982-83	KJ Hughes / BM Laird / CS Serjeant
1951-52	DK Carmody	1983-84	KJ Hughes / G Shipperd/ DK Lillee / RW Marsh
1952-53	CW Langdon	1984-85	KJ Hughes / G Shipperd
1953-54	DK Carmody	1985-86	GM Wood
1954-55	DK Carmody	1986-87	GM Wood
1955-56	DK Carmody	1987-88	GM Wood
1956-57	KD Meuleman	1988-89	GM Wood / MRJ Veletta / TM Alderman
1957-58	KD Meuleman	1989-90	GM Wood / WS Andrews
1958-59	KD Meuleman / JW Rutherford	1990-91	GR Marsh / WS Andrews
1959-60	KD Meuleman	1991-92	GR Marsh / MRJ Veletta
1960-61	RB Simpson / KD Meuleman / LM Sawle	1992-93	GR Marsh
1961-62	BK Shepherd	1993-94	GR Marsh
1962-63	BK Shepherd / MT Vernon	1994-95	DR Martyn / TM Moody
1963-64	BK Shepherd / GD McKenzie / GAR Lock	1995-96	DR Martyn / TM Moody
1964-65	BK Shepherd	1996-97	TM Moody / AC Gilchrist
1965-66	BK Shepherd	1997-98	TM Moody / BP Julian / DR Martyn
1966-67	MT Vernon	1998-99	TM Moody / AC Gilchrist / DR Martyn
1967-68	GAR Lock	1999-00	AC Gilchrist / BP Julian / SM Katich /
1968-69	GAR Lock		JL Langer / DR Martyn
1969-70	GAR Lock / RJ Inverarity	2000-01	TM Moody / SM Katich
1970-71	GAR Lock	2001-02	SM Katich / AC Gilchrist / JL Langer
1971-72	RJ Inverarity / IJ Brayshaw	2003-03	AC Gilchrist / JL Langer / MEK Hussey / J Angel
1972-73	RJ Inverarity	2003-04	JL Langer / MEK Hussey / MW Goodwin
1973-74	RJ Inverarity	2004-05	JL Langer / MEK Hussey
1974-75	RJ Inverarity	2005-06	JL Langer / DR Martyn / MEK Hussey / MJ North
1975-76	RW Marsh	2006-07	JL Langer / MJ North
1976-77	RW Marsh / IJ Brayshaw	2007-08	MJ North / AC Voges
1977-78	RJ Inverarity	2008-09	MJ North / AC Voges
1978-79	RJ Inverarity / RI Charlesworth		

## Highest Individual Scores for and against WA in Sheffield Shield Cricket (Batting)

FOR WA					AGAINST WA				
Player	Score	Opponent	Venue	Season	Player	Score	Opponent	Venue	Season
GR Marsh	355*	South Australia	Perth	1989-90	BA Richards	356	South Australia	Perth	1970-71
TM Moody	272	Tasmania	Hobart	1994-95	DJ Thornley	261*	New South Wales	Sydney	2004-05
MRJ Veletta	262	Victoria	Perth	1986-87	M Klinger	255	South Australia	Adelaide	2008-09
C Milburn	243	Queensland	Brisbane	1968-69	DM Jones	243	Victoria	Perth	1984-85
JL Langer	241*	New South Wales	Perth	1994-95	RT Ponting	211	Tasmania	Hobart	1994-95

\* Denotes not out

## Best Bowling Performances for and against WA in Sheffield Shield Cricket

FOR WA					AGAINST WA				
Player	Score	Opponent	Venue	Season	Player	Score	Opponent	Venue	Season
IJ Brayshaw	10/44	Victoria	Perth	1967-68	SR Clark	8/58	New South Wales	Perth	2006-07
HR Gorringe	8/56	Queensland	Perth	1952-53	JD Higgs	8/66	Victoria	Melbourne	1974-75
DE Hoare	8/98	New South Wales	Perth	1964-65	PM Clough	8/95	Tasmania	Launceston	1983-84
DK Lillee	7/36	South Australia	Perth	1969-70	JR Thomson	7/23	Queensland	Brisbane	1984-85
TM Moody	7/38	Tasmania	Hobart	1995-96	NJN Hawke	7/38	South Australia	Perth	1961-62
SJ Magoffin	8/47	South Australia	Perth	2005-06	AK Davidson	7/31	New South Wales	Perth	1961-62

# SHEFFIELD SHIELD WICKET-KEEPERS

## 100 DISMISSALS

Player	Caught	Stumped	Total
TJ Zoehrer	332	28	360
RW Marsh	311	33	344
AC Gilchrist	250	8	258
RJ Campbell	230	11	241
L Ronchi	146	7	153
BL Buggins	131	18	149
GC Becker	90	17	107
KJ Wright	93	9	102

## MOST DISMISSALS IN A SEASON (MINIMUM 35)

Player	Caught	Stumped	Total	Season
AC Gilchrist	52	2	54	1996-97
AC Gilchrist	50	4	54	1995-96
AC Gilchrist	51	-	51	1994-95
TJ Zoehrer	43	4	47	1987-88
RW Marsh	40	5	45	1974-75
AC Gilchrist	42	-	42	1997-98
TJ Zoehrer	38	3	41	1990-91
L Ronchi	35	5	40	2006-07
RW Marsh	34	4	38	1975-76
TJ Zoehrer	36	2	38	1988-89
MJ Walsh	33	3	36	2000-01
KJ Wright	32	4	36	1977-78
RJ Campbell	33	3	36	2004-05
RW Marsh	34	1	35	1980-81
RW Marsh	30	5	35	1983-84

## MOST DISMISSALS IN A MATCH (MINIMUM 7)

Player	Caught	Stumped	Total	Opponent	Season
RW Marsh	11	-	11	VIC	1975-76
AC Gilchrist	10	-	10	VIC	1997-98
RW Marsh	10	-	10	SA	1976-77
GC Becker	8	1	9	VIC	1965-66
RW Marsh	9	-	9	NSW	1974-75
RJ Campbell	9	-	9	SA	2004-05
DB Yagmich	9	-	9	QLD	1973-74
AC Gilchrist	9	-	9	SA	1995-96
RJ Campbell	9	-	9	SA	1999-00
MJ Walsh	9	-	9	SA	2000-01
TJ Zoehrer	8	1	9	SA	1987-88
AC Gilchrist	8	-	8	NSW	1997-98
AC Gilchrist	8	-	8	QLD	1997-98
AC Gilchrist	8	-	8	QLD	1996-97
AC Gilchrist	8	-	8	VIC	1994-95
AC Gilchrist	8	-	8	SA	1995-96
AC Gilchrist	8	-	8	NSW	1998-99
TJ Zoehrer	8	-	8	QLD	1992-93
RJ Campbell	8	-	8	SA	2001-02
RJ Campbell	7	-	7	NSW	1997-98
L Ronchi	7	-	7	VIC	2007-08
KJ Wright	7	1	8	TAS	1979-80
AC Gilchrist	7	1	8	QLD	1996-97
RCW Watson	7	-	7	SA	1957-58
RJ Campbell	7	-	7	VIC	1999-00
AC Gilchrist	7	-	7	VIC	2002-03
MJ Walsh	7	-	7	NSW	2000-01
L Ronchi	6	1	7	VIC	2008-09
L Ronchi	3	4	7	TAS	2006-07

# MOST DISMISSALS IN AN INNINGS (MINIMUM 5)

Player	Caught	Stumped	Total	Opponent	Season
AC Gilchrist	7	-	7	SA	1995-96
GC Becker	6	-	6	VIC	1965-66
AC Gilchrist	6	-	6	VIC	1994-95
AC Gilchrist	6	-	6	NSW	1997-98
RW Marsh	6	-	6	NSW	1974-75
RW Marsh	6	-	6	VIC	1975-76
RW Marsh	6	-	6	SA	1976-77
RW Marsh	6	-	6	QLD	1979-80
RW Marsh	6	-	6	SA	1980-81
MJ Walsh	6	-	6	TAS	2000-01
RJ Campbell	6	-	6	SA	2005-06
TJ Zoehrer	5	1	6	SA	1987-88
BL Buggins	5	-	5	NSW	1958-59
AC Gilchrist	5	-	5	SA	1995-96
AC Gilchrist	5	-	5	QLD	1997-98
AC Gilchrist	5	-	5	VIC	1997-98
AC Gilchrist	5	-	5	VIC	1997-98
AC Gilchrist	5	-	5	NSW	1996-97
AC Gilchrist	5	-	5	QLD	1996-97
AC Gilchrist	5	-	5	QLD	1996-97
JKE Munro	5	-	5	SA	1951-52
KJ Wright	5	-	5	NSW	1979-80
MRJ Veletta	5	-	5	SA	1991-92
DB Yagmich	5	-	5	QLD	1973-74
TJ Zoehrer	5	-	5	QLD	1992-93
RJ Campbell	5	-	5	SA	1999-00
MJ Walsh	5	-	5	NSW	2000-01
L Ronchi	5	-	5	VIC	2007-08
MJ Cox	4	1	5	SA	1985-86
AC Gilchrist	4	1	5	NSW	1995-96
AC Gilchrist	4	1	5	QLD	1995-96
L Ronchi	4	1	5	VIC	2008-09
KJ Wright	4	1	5	TAS	1979-80
AC Gilchrist	2	3	5	NSW	1995-96
L Ronchi	2	3	5	TAS	2006-07



# SHEFFIELD SHIELD BATTING AVERAGES

Player	Matches	Inns	NO	HS	Runs	Average	100	50	Ct	St
Alderman TM (Terry)	97	109	38	26*	505	7.11	-	-	80	-
Allen JM (Jeremy)	1	1	-	30	30	30.00	-	-	-	-
Andrews WS (Wayne)	82	126	12	139	4292	37.64	5	29	65	-
Angel J (Jo)	105	138	36	84*	1233	11.99	-	4	21	-
Atkinson MP (Mark)	19	27	9	52*	349	19.39	-	-	13	-
Auty C (Clint)	2	4	1	17*	25	8.33	-	-	1	-
Baker DJ (Dennis)	16	19	6	50	191	14.59	-	1	8	-
Baker RM (Rob)	27	48	7	111*	1168	28.49	1	5	24	-
Bandy DC (David)	20	35	2	88	933	28.27	-	5	12	-
Bandy LH (Laurie)	3	5	1	53*	130	32.50	-	1	4	-
Becker GC (Gordon)	39	65	2	130	1693	26.87	2	11	90	17
Bennett FC (Chester)	2	4	1	42*	73	24.33	-	-	1	-
Bevan HG (Hugh)	34	54	19	26	290	8.28	-	-	9	-
Bidstrup TA (Trevor)	2	4	1	20	32	10.66	-	-	-	-
Bovell HEJ (Harry)	1	2	-	10	15	7.50	-	-	-	-
Bowe RD (Ron)	2	4	1	86	101	33.67	-	1	2	-
Boyd DL (David)	12	16	3	43*	246	18.92	-	-	5	-
Brayshaw IJ (Ian)	91	145	20	104	3771	30.17	1	24	95	-
Brayshaw JA (James)	15	21	2	81	578	30.42	-	3	12	-
Breman TG (Todd)	9	12	3	45*	199	22.11	-	-	4	-
Buggins BL (Bruce)	57	90	14	60*	1149	15.11	-	1	131	18
Bush GEW (Giles)	8	11	2	27	51	5.66	-	-	6	-
Buttsworth FJ (Fred jr)	8	15	-	60	343	22.86	-	2	3	-
Byfield AS (Bud)	4	8	-	39	158	19.75	-	-	4	-
Campbell RJ (Ryan)	87	153	5	203	5421	36.63	10	35	230	11
Capes PA (Peter)	37	42	11	23	308	9.93	-	-	8	-
Carmody DK (Keith)	28	53	1	198	1459	28.05	1	8	22	2
Cary SR (Sean)	36	38	19	13	168	8.84	-	-	13	-
Casson B (Beau)	21	37	4	51	563	17.06	-	1	6	-
Chadwick D (Derek)	59	106	8	137	3651	37.25	9	13	40	-
Chappell TM (Trevor)	4	4	-	57	160	40.00	-	2	2	-
Charlesworth L (Lester)	7	14	-	122	442	31.56	1	1	8	-
Charlesworth RI (Ric)	42	72	5	101*	2007	29.95	1	13	32	-
Clark MW (Michael)	16	21	9	26	135	11.25	-	-	11	-
Clark WM (Wayne)	41	52	20	46*	553	17.28	-	-	11	-
Clements SC (Shane)	18	29	-	151	1017	35.07	1	7	15	-
Clough PM (Peter)	8	10	4	21	56	9.33	-	-	-	-
Colgan G (Greg)	1	1	-	1	1	1.00	-	-	-	-
Connor GO (Gerry)	3	6	-	19	38	6.33	-	-	2	-
Coulson CE (Craig)	10	17	3	30	130	9.28	-	-	6	-
Cox MJ (Michael)	6	6	-	31	88	14.66	-	-	19	2
Cowper RM (Bob)	3	4	-	15	27	6.75	-	-	10	-
Crawford AW (Arron)	3	3	3	6*	8	-	-	-	2	-
Cullen GI (Geoff)	1	1	-	5	5	5.00	-	-	-	-
Cumming KR (Ken)	4	6	2	6	17	4.25	-	-	1	-
Daniel WW (Wayne)	2	2	-	21	23	11.50	-	-	1	-
Davis LM (Liam)	10	20	-	116	481	24.05	1	1	9	-
Davis PJ (Paul)	1	2	1	37	39	39.00	-	-	-	-
Dick IR (Ian)	1	2	-	27	27	13.50	-	-	-	-
Dighton MG (Michael)	10	17	1	182*	555	34.69	1	2	13	-
Dorey BR (Brett)	34	50	8	53	720	17.14	-	1	14	-
Doropoulos TP (Theo)	6	10	1	23	58*	18.67	-	1	4	-
Driver WG (Wally)	4	8	-	109	359	44.87	1	1	1	-
Dunn WP (Peter)	15	28	11	33*	138	8.11	-	-	15	-
Duperouzel B (Bruce)	5	8	2	43	143	23.80	-	-	6	-
Edmondson BM (Ben)	41	50	24	15*	104	4.00	-	-	14	-
Edwards AR (Allan)	36	64	1	105	1937	30.74	3	10	30	-
Edwards EK (Eddie)	2	4	-	28	47	11.75	-	-	1	-
Edwards R (Ross)	64	110	14	158	3939	41.03	10	19	70	8
Edwards WJ (Wally)	19	34	1	153	1091	33.06	2	6	12	-
England EJ (Ernie)	3	5	-	71	162	32.40	-	2	4	-
Ervine SM (Sean)	2	2	-	4	4	2.00	-	-	-	-

Ferries KI (Ken)	1	1	-	9	9	9.00	-	-	-	-
Fitzgerald DA (David)	4	5	2	35	110	36.66	-	-	6	-
Foley MH (Maurice)	2	4	-	43	87	21.75	-	-	1	-
Frankish RR (Ron)	17	34	4	104	752	25.06	1	2	17	-
Gallash I (Ian)	9	14	3	17	69	6.21	-	-	2	-
Gannon JB (Sam)	32	33	16	20	120	7.05	-	-	13	-
Garnaut MS (Mathew)	15	16	4	10*	57	4.75	-	-	5	-
Gartrell KB (Kevin)	9	17	-	102	393	23.11	1	1	8	-
Gartrell RB (Robert)	6	11	2	104	356	39.55	1	1	1	-
Gaunt RA (Ron)	27	35	10	27	247	9.88	-	7	-	-
Germaine L (Lew)	6	9	1	46	93	11.62	-	2	-	-
Gilchrist AC (Adam)	54	85	11	203*	3075	41.55	8	12	260	8
Gillies WS (Shawn)	2	3	-	21	50	16.67	-	-	1	-
Gonnella P (Peter)	18	30	4	134	846	32.53	1	3	11	-
Goodwin MW (Murray)	59	108	8	201*	4142	41.42	10	18	37	-
Gorringe HR (Harry)	25	36	10	22	194	7.46	-	-	10	-
Graf SF (Shaun)	10	13	2	74	366	33.27	-	2	9	-
Guest CEJ (Colin)	7	12	2	74	328	32.80	-	2	3	-
Hagdorn KJ (Kim)	1	-	-	-	-	-	-	-	-	-
Hanna BL (Brian)	5	10	-	27	127	12.70	-	-	3	-
Harburn CM (Colin)	5	9	-	64	163	18.11	-	2	3	-
Harris DJ (Doug)	1	2	-	23	23	11.50	-	-	1	-
Harvey KM (Kade)	23	36	9	100*	645	23.89	1	1	16	-
Hawke NJN (Neil)	7	9	-	89	189	21.00	-	1	5	-
Heal AK (Aaron)	16	22	1	66	358	17.05	-	3	6	-
Herbert MU (Morgan)	9	17	1	46	230	14.37	-	-	7	-
Heron CJ (Clint)	5	10	-	84	294	29.40	-	4	6	-
Herzberg S (Steve)	2	4	2	57*	76	38.00	-	1	1	-
Hill WD (Wayne)	7	8	1	31*	76	10.85	-	-	21	-
Hoare DE (Des)	49	72	16	64	992	18.71	-	3	21	-
Hogan TG (Tom)	47	64	10	115*	1028	19.03	1	4	24	-
Hogg GB (Brad)	69	109	22	111*	2766	31.79	2	17	41	-
House GWC (Graham)	4	4	1	70*	87	29.00	-	1	2	-
Hubble JM (Jim)	14	19	8	54	234	21.27	-	1	7	-
Hughes KJ (Kim)	57	96	3	183	3925	42.20	11	20	33	-
Hussey MEK (Michael)	103	189	11	223*	7437	41.78	15	38	103	-
Inness MWH (Mathew)	11	17	6	29*	130	11.82	-	-	5	-
Inverarity RJ (John)	108	188	18	187	6888	40.51	20	28	138	-
Ireland GJ (Gary)	8	9	-	50	151	16.77	-	1	6	-
Irvine JT (Jock)	26	41	3	182	1436	37.79	3	7	20	-
James EP (Eric)	1	1	-	1	1	1.00	-	-	-	-
Jenner TJ (Terry)	22	39	8	69	721	23.25	-	1	9	-
Johnson MA (Michael)	3	5	-	34	51	10.20	-	-	7	1
Jones A (Alan)	8	16	-	66	480	30.00	-	3	2	-
Joynt HK (Hartley)	13	23	-	52	300	13.04	-	1	11	-
Julian BP (Brendon)	87	128	19	124	2507	23.00	2	11	56	-
Jurgensen SJ (Shane)	1	2	2	3*	3	-	-	-	-	-
Kanhai RB (Rohan)	7	12	1	135	490	44.54	2	2	3	-
Karppinen SJ (Stuart)	1	2	-	17	18	9.00	-	-	-	-
Katich SM (Simon)	46	83	10	228*	3498	47.92	11	15	37	-
Kelly PC (Peter)	20	37	2	132	1329	37.97	2	7	9	-
Kelly RC (Rob)	3	6	1	34	94	18.80	-	-	2	-
Kelly TP (Trent)	5	5	2	26	32	16.00	-	-	1	-
Kessey GT (Glyn)	8	14	1	60	208	16.00	-	1	14	4
Knowles BA (Brad)	1	1	1	0*	0	-	-	-	-	-
Laird BM (Bruce)	57	100	9	171	3418	37.57	6	21	56	-
Langdon CW (Wally)	21	39	1	138	1292	34.00	3	5	19	-
Langer JL (Justin)	108	185	15	274*	9406	55.33	29	35	103	-
Langer RS (Rob)	37	64	12	150*	2024	38.92	4	11	17	-
Lavender MP (Mark)	48	89	6	173*	2883	34.73	6	12	38	-
Lillee DK (Dennis)	70	88	26	54*	907	14.63	-	1	24	-
Lilly KE (Ken)	2	2	1	4*	4	4.00	-	-	-	-
Loader PJ (Peter)	1	1	-	0	0	-	-	-	-	-
Lock GAR (Tony)	66	97	14	66	1271	15.31	-	1	79	-
Lodge AO (Arthur)	13	24	3	74	521	24.80	-	3	12	-
Lovett AF (Arthur)	1	2	-	6	6	3.00	-	-	1	-
MacDonald TP (Tim)	1	1	-	17	17	17.00	-	-	1	-
MacGill CWT (Charles)	2	4	-	38	73	18.25	-	-	2	-
MacGill SCG (Stuart)	1	2	1	9	11	11.00	-	-	-	-

MacGill TMD (Terry)	11	16	4	34	195	16.25	-	-	6	-
Macleay KH (Ken)	90	116	24	114*	2614	28.41	3	12	59	-
Mack CD (Chris)	9	9	3	8	14	2.80	-	-	1	-
Magoffin SJ (Steve)	45	65	16	79	854	17.43	-	3	14	-
Malone MF (Mick)	37	45	13	38	550	17.18	-	-	22	-
Mangan JP (Josh)	3	5	-	38	110	22.00	-	-	-	-
Mann AL (Tony)	68	105	16	87*	2106	23.66	-	9	38	-
Marks VJ (Vic)	11	10	2	66*	370	46.25	-	2	7	-
Marsh GR (Geoff)	100	175	12	355*	7009	43.00	21	28	66	-
Marsh RW (Rodney)	86	139	9	168*	4412	33.94	6	23	319	32
Marsh SE (Shaun)	48	89	11	166*	2698	34.59	4	13	38	-
Martyn DR (Damien)	97	171	16	203*	6910	44.58	20	34	91	1
Mason MS (Matthew)	2	4	-	3	9	2.25	-	-	1	-
Massie RAL (Bob)	24	23	10	16	130	10.00	-	-	2	-
Mateljan T (Tony)	2	2	-	19	19	9.50	-	-	2	-
Matthews CD (Chris)	44	56	7	71	1097	22.39	-	5	15	-
Mayne LC (Laurie)	29	40	14	50	281	10.80	-	1	9	-
McAullay KJ (Ken)	19	37	1	86	1110	30.80	-	8	12	-
McCague MJ (Martin)	11	13	3	34	124	12.40	-	-	6	-
McCarthy PCD (Pat)	6	12	-	98	370	30.83	-	2	3	-
McEvoy DM (Danny)	2	3	-	28	40	13.33	-	-	3	-
McEwan KS (Ken)	16	31	3	177	965	34.82	1	6	9	-
McFarlane RD (Rob)	2	4	-	22	51	12.75	-	-	4	-
McKenzie GD (Graham)	73	109	23	69	1457	16.94	-	6	32	-
McLauchlan D (Daniel)	2	3	1	20*	25	12.50	-	-	-	-
McPhee MW (Mark)	38	64	6	135	1667	28.74	2	9	16	-
Meuleman KD (Ken)	42	66	9	234*	3035	53.24	9	12	10	-
Meuleman RD (Robert)	14	22	3	101*	545	28.68	1	3	6	-
Meuleman SW (Scott)	16	30	-	106	564	18.80	1	3	10	-
Michael CA (Con)	2	2	2	1*	1	-	-	-	1	-
Milburn C (Colin)	16	27	2	243	1382	55.28	3	8	15	-
Millar GA (Geoff)	1	1	-	20	20	20.00	-	-	-	-
Milosz SJ (Steve)	9	8	6	8	18	9.00	-	-	4	-
Moody TM (Tom)	132	228	22	272	8853	42.97	20	46	114	-
Muggleton MB (Brian)	3	6	-	21	50	8.33	-	-	-	-
Mulder B (Brett)	24	20	8	25*	98	8.17	-	-	13	-
Mullally AD (Alan)	12	11	4	34	64	9.14	-	-	2	-
Mullooly TC (Tom)	1	1	-	5	5	5.00	-	-	2	-
Munro JKE (John)	18	35	4	46*	381	12.29	-	-	36	2
Murray GI (George)	1	1	-	1	1	1.00	-	-	-	-
Nicholls PA (Paul)	18	32	11	38	486	23.14	-	-	6	-
Nicholson MJ (Matthew)	35	55	10	59*	926	20.58	-	1	18	-
Nikitaras S (Steve)	1	2	2	10*	11	-	-	-	-	-
North MJ (Marcus)	74	134	12	239*	5064	41.51	14	24	55	-
O'Dwyer TE (Tom)	11	18	4	51	250	17.85	-	1	7	-
Oldroyd BJ (Brad)	26	38	12	47	257	9.88	-	-	7	-
O'Meara PA (Phil)	1	2	-	20	29	14.50	-	-	2	-
O'Neill MD (Mark)	15	27	1	52*	529	20.34	-	3	3	-
Outridge TM (Tom)	12	23	1	93	458	20.81	-	3	5	-
Parker JF (John)	25	46	4	139*	1211	28.83	1	6	8	-
Paulsen RG (Bob)	27	34	13	46	355	16.90	-	-	11	-
Pavy L (Len)	4	7	1	26	58	9.66	-	-	1	-
Penter CE (Colin)	7	12	1	112	244	22.18	1	1	5	-
Petrie MJ (Matthew)	1	2	1	4*	4	4.00	-	-	-	-
Playle WR (Bill)	16	30	1	122	743	25.62	2	1	10	-
Pomersbach LA (Luke)	22	40	4	176	1570	43.61	4	11	22	-
Porter DN (Drew)	3	5	1	18*	44	11.00	-	-	3	-
Porter GD (Graeme)	23	32	5	64	603	22.33	-	4	16	-
Preen AT (Alan)	12	20	9	27*	148	13.15	-	-	8	-
Price RH (Harry)	19	34	13	33	282	13.42	-	-	10	-
Prindiville KJ (Kevin)	3	5	-	78	108	21.60	-	1	6	-
Prindiville TJ (Terry)	12	23	3	107	610	30.50	1	1	15	-
Puckett CW (Charlie)	22	39	9	75	481	16.03	-	1	13	-
Punch KF (Keith)	11	20	1	52	423	22.62	-	1	11	-
Ramshaw DJ (Darrin)	3	4	-	44	61	15.25	-	-	1	-
Reid BA (Bruce)	49	54	23	30	285	9.19	-	-	13	-
Rigg BA (Basil)	13	25	2	42*	311	13.52	-	-	9	-
Rigg HWH (Bert)	11	17	1	76	391	24.43	-	1	12	-
Robinson GD (George)	4	7	-	134	326	46.50	1	1	1	-
Robinson WM (Wesley)	7	14	-	141	505	37.93	1	3	3	-
Ronchi L (Luke)	33	54	7	105*	1563	33.25	2	9	146	7

Rogers CJL (Chris)	65	118	5	279	5507	48.73	17	25	64	-
Russell RS (Steve)	3	4	1	23	50	16.67	-	-	2	-
Rutherford JW (John)	33	61	3	167	2200	37.93	5	9	22	-
Sarre RB (Ron)	9	18	1	50	314	18.47	-	1	4	-
Savile LM (Laurie)	32	58	4	109*	1568	29.03	1	8	14	-
Sayers MG (Mervyn)	1	-	did not bat		-	-	-	-	5	-
Scarff CS (Clark)	4	6	-	67	165	27.50	-	1	-	-
Serjeant CS (Craig)	45	75	11	144*	2264	35.37	5	10	66	-
Shepherd BK (Barry)	75	127	13	219	4934	43.28	12	26	51	-
Shipperd G (Greg)	62	107	14	167*	4022	43.24	9	21	38	-
Simmons CJ (Craig)	2	4	-	10	26	6.50	-	-	-	-
Simpson RB (Bobby)	21	34	6	236*	2072	74.00	5	11	26	-
Slater KN (Keith)	61	103	11	154	2027	22.03	1	11	39	-
Smith WR (Warren)	9	18	-	77	359	19.94	-	2	10	-
Spalding EG (Earl)	3	2	1	-	-	-	-	-	-	-
Spencer DJ (Duncan)	8	8	1	38	75	10.71	-	-	7	-
Stewart J (Jamie)	15	21	5	51	181	11.31	-	1	6	-
Stoinis MP (Marcus)	2	4	-	27	52	13.00	-	-	1	-
Strauss RB (Ray)	29	45	6	52	681	17.46	-	2	10	-
Stubbs JRM (John)	3	6	1	4	9	1.80	-	-	-	-
Swan GG (Gavin)	9	9	5	8*	200	-	-	-	-	-
Taylor JJ (John)	6	9	2	50	132	18.86	-	1	3	-
Thistle MJ (Michael)	1	2	-	14	14	7.00	-	-	-	-
Thomson GD (Geoff)	1	1	-	0	0	-	-	-	-	-
Thorp CD (Callum)	6	8	-	26	66	8.25	-	-	2	-
Towers LJC (Luke)	3	6	-	48	101	16.83	-	-	-	-
Varis L (Les)	15	26	2	94	442	18.40	-	1	16	-
Veletta MRJ (Mike)	114	198	20	262	7306	41.04	18	40	135	2
Vernon MT (Murray)	65	111	4	173	3631	33.93	7	19	50	-
Voges AC (Adam)	47	83	10	180	2594	35.93	6	11	66	-
Walsh MJ (Mark)	12	18	1	50	293	17.23	-	2	45	6
Wasley MA (Mark)	2	3	1	12	19	9.50	-	-	-	-
Wates DJ (Darren)	15	20	6	99	491	35.07	-	3	5	-
Watson GD (Graeme)	22	36	4	145	997	31.15	2	3	25	-
Watson GG (Greg)	1	-	did not bat		-	-	-	-	1	-
Watson RCW (Roy)	5	7	2	28*	90	18.00	-	-	18	-
Watt AD (Dave)	8	15	-	129	567	37.80	1	5	5	-
Waugh RF (Russell)	10	20	3	87	519	30.52	-	2	3	-
Williams BA (Brad)	35	43	10	28	354	10.73	-	-	9	-
Williams DST (Doug)	7	14	-	50	212	15.14	-	1	4	-
Wilson P (Paul)	10	15	9	23	73	12.17	-	-	4	-
Wilson SV (Stan)	4	6	4	14*	20	10.00	-	-	-	-
Wishart PW (Peter)	24	42	4	114	1103	29.02	1	6	4	-
Wishart WK (Warren)	7	6	1	15*	31	6.20	-	-	2	-
Wolfe MF (Malcolm)	1	1	-	39	39	39.00	-	-	1	-
Wood GM (Graeme)	109	174	25	186*	6904	46.33	20	32	77	-
Woodhead DJ (Derek)	7	10	1	101*	269	29.88	1	-	1	-
Worthington PC (Peter)	6	11	-	73	175	15.91	-	2	7	-
Wright KJ (Kevin)	27	38	12	88*	817	31.42	-	3	93	9
Yagmich DB (Dennis)	4	3	3	11*	14	-	-	-	24	1
Yardley B (Bruce)	52	74	10	97*	1414	22.09	-	4	23	-
Young GA (George)	2	3	-	125	154	51.33	1	-	4	-
Zoehrer TJ (Tim)	107	157	19	168	4248	30.78	7	22	332	28

\* Denotes not out

# SHEFFIELD SHIELD BOWLING AVERAGES

Player	Balls	Runs	Wkts	Average	SWI	10WM	Best	STK/RT
Alderman TM	20482	9299	384	24.21	17	3	7/28	53.24
Allen JM	120	87	-	-	-	-	-	-
Andrews WS	3348	1409	39	35.82	-	-	3/43	85.85
Angel J	22354	10418	419	24.86	13	-	6/35	53.35
Atkinson MP	3184	1776	47	37.79	1	-	5/92	67.74
Auty C	234	139	-	-	-	-	-	-
Baker DJ	2364	1113	43	25.88	-	-	4/63	54.98
Baker RM	1583	772	18	42.89	-	-	2/26	87.94
Bandy DC	1659	814	30	27.13	1	-	7/78	55.30
Bandy LH	256	97	3	32.33	-	-	2/16	85.33
Bevan HG	6037	3356	91	36.88	4	-	6/22	66.34
Bidstrup TA	328	178	4	44.50	-	-	2/35	82.60
Boyd DL	1862	1031	25	41.24	-	-	3/40	34.45
Brayshaw IJ	10961	4096	167	24.53	7	2	10/44	62.63
Brayshaw JA	312	134	1	134.00	-	-	1/13	312.00
Breman TG	1284	597	21	28.38	1	-	6/76	61.14
Buggins BL	3	1	1	1.00	-	-	1/1	3.00
Bush GEW	1631	723	16	45.18	-	-	3/31	101.93
Byfield AS	48	29	2	14.50	-	-	2/8	24.00
Campbell RJ	24	30	-	-	-	-	-	-
Capes PA	7527	3670	115	31.91	3	1	5/69	65.45
Carmody DK	55	42	1	42.00	-	-	1/8	55.00
Cary SR	7457	3362	93	36.15	-	-	4/9	80.18
Casson B	4262	2535	60	42.25	3	1	6/64	71.03
Chadwick D	32	26	-	-	-	-	-	-
Chappell TM	8	5	-	-	-	-	-	-
Charlesworth L	16	14	-	-	-	-	-	-
Charlesworth RI	8	1	-	-	-	-	-	-
Clark MW	2706	1297	46	28.19	1	-	5/47	58.82
Clark WM	9673	3891	133	29.17	4	-	6/39	72.73
Clements SC	90	48	-	-	-	-	-	-
Clough PM	1693	830	24	34.58	-	-	4/59	70.54
Colgan G	136	87	2	43.50	-	-	2/68	68.00
Coulson CE	2013	994	30	33.13	-	-	3/48	67.10
Cowper RM	205	100	2	50.00	-	-	2/30	102.50
Crawford AW	413	223	7	31.86	-	-	3/36	59.00
Cumming KR	765	307	13	23.61	1	-	6/62	58.85
Daniel WW	378	180	1	180.00	-	-	1/66	378.00
Davis LM	6	6	1	6.00	-	-	1/6	6.00
Davis PJ	180	99	4	24.75	-	-	3/48	45.00
Dick AV	32	11	-	-	-	-	-	-
Dorey BR	7185	3420	134	25.52	7	1	7/86	53.62
Doropoulos T	180	125	2	62.50	-	-	1/9	90.00
Driver WG	40	24	-	-	-	-	-	-
Dunn WP	3131	1207	37	32.62	2	-	6/26	84.62
Edmondson BM	7755	5045	155	32.55	3	1	7/95	50.03
Edwards AR	675	325	14	23.31	-	-	4/54	48.21
Edwards R	40	29	1	29.00	-	-	1/24	40.00
Edwards WJ	49	37	1	37.00	-	-	1/11	49.00
England EJ	8	11	-	-	-	-	-	-
Ervine SM	241	111	4	27.75	-	-	2/26	60.25
Ferries KI	152	61	1	61.00	-	-	1/61	152.00
Frankish RR	1400	643	17	37.82	-	-	4/72	82.35
Gallash I	1946	864	22	39.27	-	-	4/18	88.45
Gannon JB	6143	2765	91	30.38	2	-	6/107	67.51
Garnaut MS	2692	1420	35	40.57	-	-	4/51	76.91
Gartrell KB	144	121	1	121.00	-	-	1/42	144.00
Gartrell RB	18	3	-	-	-	-	-	-
Gaunt RA	5670	2657	104	25.54	5	-	7/104	54.52
Germaine L	722	434	10	43.40	-	-	4/118	72.20
Gillies WS	192	115	3	38.33	-	-	3/61	64.00
Gonnella P	94	42	-	-	-	-	-	-
Goodwin MW	12	2	-	-	-	-	-	-
Gorringer HR	5268	2780	81	34.32	2	1	8/56	65.04
Graf SF	2065	933	28	33.32	-	-	3/34	73.75
Guest CEJ	1347	611	16	38.18	-	-	3/34	84.19

Hagdorn KJ	48	19	-	-	-	-	-	-
Hanna BL	16	14	-	-	-	-	-	-
Harburn CM	64	33	-	-	-	-	-	-
Harvey KM	3511	1866	55	33.93	-	-	4/43	63.83
Hawke NJN	774	344	6	57.33	-	-	2/22	129.00
Heal AK	2868	1481	31	47.77	1	1	5/57	92.52
Herbert MU	2001	1000	25	40.00	1	-	5/82	80.04
Herzberg S	355	189	6	31.50	-	-	3/33	59.17
Hill WD	6	-	-	-	-	-	-	-
Hoare DE	9834	4637	176	26.34	9	1	8/98	55.87
Hogan TG	11744	4786	139	34.43	6	-	6/57	84.99
Hogg GB	8799	4602	122	37.72	8	-	6/57	72.12
House GWC	432	216	6	36.00	-	-	2/5	36.00
Hubble JM	2839	1321	45	29.35	1	1	7/49	63.09
Hughes KJ	14	9	-	-	-	-	-	-
Hussey MEK	935	491	14	35.07	-	-	3/34	66.78
Inness MWH	2492	1210	37	32.70	2	-	6/83	67.35
Inverarity RJ	4125	1631	41	39.78	-	-	3/63	100.61
Irvine JT	192	97	1	97.00	-	-	1/43	192.00
James EP	152	117	1	117.00	-	-	1/70	152.00
Jenner TJ	3451	1812	27	67.11	-	-	4/49	127.81
Jones A	88	32	1	32.00	-	-	1/24	88.00
Joynt HK	40	28	1	28.00	-	-	1/9	40.00
Julian BP	16240	8573	292	29.36	15	2	7/39	55.62
Jurgensen SJ	187	135	1	135.00	-	-	1/35	187.00
Kanhai RB	40	15	-	-	-	-	-	-
Karppinen SJ	162	68	5	13.60	-	-	3/34	32.40
Katic SM	755	503	11	45.73	-	-	3/46	68.64
Kelly PC	65	43	-	-	-	-	-	-
Kelly TP	762	379	6	63.17	-	-	2/24	127.00
Knowles BA	180	85	2	42.50	-	-	2/85	90.00
Laird BM	34	18	-	-	-	-	-	-
Langdon CW	2041	817	18	45.38	-	-	4/28	113.39
Langer JL	116	52	-	-	-	-	-	-
Langer RS	382	158	4	39.50	-	-	1/14	95.50
Lavender MP	42	15	-	-	-	-	-	-
Lillee DK	16619	7544	323	23.36	18	4	7/36	51.45
Lilly KE	360	255	6	42.50	-	-	3/72	60.00
Loader PJ	152	85	-	-	-	-	-	-
Lock GAR	20107	7210	302	23.87	16	2	7/53	66.58
Lovett AF	47	40	1	40.00	-	-	1/25	47.00
MacDonald TP	156	81	-	-	-	-	-	-
MacGill CWT	488	180	6	30.00	-	-	4/56	81.33
MacGill SCG	174	91	-	-	-	-	-	-
MacGill TMD	1888	801	20	40.05	-	-	4/94	94.40
Macleay KH	17768	7033	229	30.71	5	-	5/12	77.59
Mack CD	1811	990	22	45.00	-	-	4/72	82.32
Magoffin SJ	9263	4188	144	29.08	5	1	8/47	64.33
Malone MF	8324	3422	139	24.61	7	-	6/33	59.89
Mangan JP	252	158	2	79.00	-	-	2/102	126.00
Mann AL	12628	5731	181	31.66	5	-	6/94	69.77
Marks VJ	2740	955	30	31.83	1	-	5/55	91.33
Marsh GR	30	9	1	9.00	-	-	1/1	30.00
Marsh RW	24	7	-	-	-	-	-	-
Marsh SE	96	90	2	45.00	-	-	2/20	48.00
Martyn DR	2774	1266	33	38.36	-	-	4/30	84.06
Mason MS	258	132	3	44.00	-	-	2/60	86.00
Massie RAL	5119	2111	79	26.72	-	-	4/18	64.80
Mateljan T	312	169	2	84.50	-	-	1/40	136.00
Matthews CD	9641	4678	188	24.88	11	-	8/101	51.28
Mayne LC	7206	3672	118	31.12	4	-	7/75	61.07
McCague MJ	2048	1086	32	33.93	1	-	5/105	64.00
McEwan KS	3	8	-	-	-	-	-	-
McKenzie GD	16566	7322	232	31.56	7	-	6/100	71.41
McLauchlan D	402	176	8	22.00	-	-	4/76	50.25
McPhee MW	30	14	-	-	-	-	-	-
Meuleman KD	862	566	10	56.60	-	-	2/58	86.20
Meuleman RD	8	-	-	-	-	-	-	-
Meuleman SW	120	98	2	49.00	-	-	1/38	60.00
Michael CA	258	127	5	25.40	-	-	2/20	51.60
Milburn C	632	302	5	60.40	-	-	2/16	126.40
Millar GA	114	77	-	-	-	-	-	-
Milosz SJ	1709	706	16	44.12	-	-	4/53	106.81
Moody TM	14432	6297	220	28.62	5	1	7/38	65.60
Muggleton MB	8	2	1	2.00	-	-	1/2	8.00
Mulder B	4742	2058	57	36.11	3	1	6/65	83.19
Mullally AD	2548	1213	29	41.83	-	-	3/74	87.86

Mullooly TC	136	77	1	77.00	-	-	1/39	136.00
Munro JKE	48	18	1	18.00	-	-	1/18	48.00
Murray GI	146	94	3	31.33	-	-	2/44	48.67
Nicholls PA	2071	886	28	31.64	1	-	5/68	73.97
Nicholson MJ	7138	3651	115	31.74	2	-	5/49	62.06
Nikitaras S	103	58	-	-	-	-	-	-
North MJ	4735	2539	54	47.02	-	-	3/23	87.68
O'Dwyer TE	2230	1056	33	32.00	3	-	7/79	67.58
Oldroyd BJ	4036	1866	50	37.32	-	-	4/68	80.72
O'Neill MD	277	179	2	89.50	-	-	1/29	138.50
Outridge TM	1185	680	18	37.77	1	-	5/78	65.83
Parker JF	23	7	-	-	-	-	-	-
Paulsen RG	3858	1901	55	34.56	1	-	6/106	70.15
Pavy L	8	10	-	-	-	-	-	-
Penter CE	703	388	5	77.60	-	-	1/26	140.60
Petrie MJ	210	88	1	88.00	-	-	1/59	210.00
Playle WR	88	65	-	-	-	-	-	-
Pomersbach LA	87	60	2	30.00	-	-	1/6	43.50
Porter DN	414	261	6	43.50	-	-	2/27	69.00
Porter GD	3456	1326	43	30.84	-	-	4/59	80.37
Preen AT	2443	916	25	36.64	1	-	6/97	97.72
Price RH	4276	1912	71	26.92	4	1	5/49	60.23
Prindiville KJ	160	65	-	-	-	-	-	-
Prindiville TJ	184	68	3	22.66	-	-	3/26	61.33
Puckett CW	7193	2821	113	24.96	8	1	6/35	63.65
Punch KF	952	426	11	38.72	-	-	3/48	86.55
Reid BA	11520	4980	181	27.51	7	1	6/54	63.64
Rigg BA	624	451	4	112.75	-	-	2/46	106.00
Rigg HWH	216	113	2	56.50	-	-	1/13	108.00
Robinson WM	262	162	5	32.40	-	-	2/26	52.40
Rogers CJL	28	21	-	-	-	-	-	-
Russell RS	420	236	3	78.67	-	-	2/72	140.00
Rutherford JW	2468	945	15	63.00	-	-	3/20	164.53
Sarre RB	222	106	4	26.50	-	-	3/39	55.50
Sawle LM	19	13	-	-	-	-	-	-
Serjeant CS	6	4	-	-	-	-	-	-
Shepherd BK	455	290	3	96.66	-	-	1/1	151.67
Shipperd G	24	11	-	-	-	-	-	-
Simmons CJ	6	4	-	-	-	-	-	-
Simpson RB	2423	1054	34	31.00	1	-	5/45	71.26
Slater KN	11853	4958	112	44.26	-	-	4/91	105.83
Spalding EG	480	207	8	25.87	-	-	4/37	60.00
Spencer DJ	1099	750	20	37.50	-	-	4/85	54.95
Stewart J	2578	1374	26	52.85	-	-	3/68	99.15
Strauss RB	6723	2604	104	25.03	7	-	7/59	64.64
Stubbs JRM	351	301	4	50.25	-	-	2/29	87.75
Swan GG	1592	897	22	40.77	1	-	5/54	72.36
Taylor JJ	816	615	12	51.25	-	-	4/70	68.00
Thistle MJ	132	103	-	-	-	-	-	-
Thomson GD	162	150	-	-	-	-	-	-
Thorp CD	1266	718	10	71.80	-	-	3/59	126.60
Varis L	892	426	13	32.76	-	-	2/8	68.61
Veletta MRJ	12	2	-	-	-	-	-	-
Vernon MT	394	215	9	23.88	-	-	3/15	43.78
Voges AC	1960	1083	29	37.34	-	-	4/97	67.59
Wasley MA	377	181	3	60.33	-	-	2/53	125.67
Wates DJ	1937	1248	31	40.23	-	-	4/77	62.48
Watson GD	2963	1316	54	24.37	4	-	5/53	54.87
Watson GG	180	135	2	67.50	-	-	2/74	90.00
Watt AD	165	93	4	23.25	-	-	2/2	41.25
Waugh RF	40	33	-	-	-	-	-	-
Williams BA	7338	3888	137	28.37	7	-	6/74	53.56
Williams DST	192	114	3	38.00	-	-	1/24	64.00
Wilson P	1911	856	19	45.05	1	-	6/76	100.58
Wilson SV	581	331	11	30.10	-	-	4/29	52.82
Wishart PW	16	19	-	-	-	-	-	-
Wishart WK	1470	551	11	50.09	-	-	4/90	133.67
Wolfe MF	6	6	-	-	-	-	-	-
Wood GM	187	111	1	111.00	-	-	1/10	187.00
Worthington PC	861	522	15	34.80	1	-	6/39	57.40
Yardley B	9672	4131	159	25.98	11	2	7/44	60.83
Zoehrer TJ	2556	1341	23	58.30	1	-	5/58	111.13

\* Denotes not out

# SHEFFIELD SHIELD AGGREGATES & AVERAGES

## BATTING AGGREGATE - 1000 RUNS OR MORE

Player	Inns	NO	Runs
Langer JL	185	15	9406
Moody TM	228	22	8853
Hussey MEK	189	11	7437
Veletta MRJ	198	20	7306
Marsh GR	175	12	7009
Martyn DR	171	16	6910
Wood GM	174	25	6904
Inverarity RJ	188	18	6888
Rogers CJL	118	5	5507
Campbell RJ	153	5	5421
North MJ	134	12	5064
Shepherd BK	127	13	4934
Marsh RW	139	9	4412
Andrews WS	126	12	4292
Zoehrer TJ	157	19	4248
Goodwin MW	107	8	4078
Shipperd G	107	14	4025
Edwards R	110	14	3939
Hughes KJ	96	3	3925
Brayshaw IJ	145	20	3771
Chadwick D	106	8	3651
Vernon MT	111	4	3631
Katich SM	83	10	3498
Laird BM	100	9	3418
Gilchrist AC	85	11	3075
Meuleman KD	66	9	3035
Lavender MP	89	6	2883
Hogg GB	109	22	2766
Marsh SE	89	11	2698
Macleay KH	116	24	2614
Voges AC	83	10	2594
Julian BP	128	19	2507
Serjeant CS	75	11	2264
Rutherford JW	61	3	2200
Voges AC	64	9	2185
Mann AL	105	16	2106
Simpson RB	34	6	2072
Slater KN	103	11	2027
Langer RS	64	12	2024
Charlesworth RI	72	5	2007
Edwards AR	64	1	1937
Becker GC	65	2	1693
McPhee MW	64	6	1667
Pomersbach LA	40	40	1570
Sawle LM	58	4	1568
Ronchi L	54	7	1563
Carmody DK	53	1	1459
McKenzie GD	109	23	1457
Irvine JT	41	3	1436
Yardley B	74	10	1414
Milburn C	27	2	1382
Kelly PC	37	2	1329
Langdon CW	39	1	1292
Lock GAR	97	14	1271
Angel J	138	36	1233
Parker JF	46	4	1211
Baker RM	48	7	1168
Buggins BL	90	14	1149
McAullay KJ	37	1	1110
Wishart PW	42	4	1103
Matthews CD	56	7	1097
Edwards WJ	34	1	1091
Hogan TG	64	10	1028
Clements SC	29	-	1017

## BOWLING AGGREGATE - 100 WICKETS OR MORE

Player	Balls	Runs	Wkts
Angel J	22354	10418	419
Alderman TM	19288	9299	384
Lillee DK	16619	7544	323
Lock GAR	20107	7210	302
Julian BP	16240	8573	292
McKenzie GD	16566	7322	232
Macleay KH	17768	7025	229
Moody TM	14432	6297	220
Matthews CD	9631	4675	188
Mann AL	12628	5731	181
Reid BA	11517	4969	181
Hoare DE	9834	4637	176
Brayshaw IJ	10961	4096	167
Yardley B	9672	4131	159
Edmondson BM	7755	5045	155
Magoffin SJ	7277	4188	154
Malone MF	8324	3422	139
Hogan TG	11744	4786	139
Williams BA	7350	3884	137
Dorey BR	7185	3420	134
Clark WM	9673	3893	133
Hogg GB	8799	4602	122
Mayne LC	7206	3672	118
Capes PA	7527	3666	115
Nicholson MJ	7149	3651	115
Puckett CW	7193	2821	113
Slater KN	11853	4958	112
Strauss RB	6723	2604	104
Gaunt RA	5670	2657	104

## BATTING AVERAGES - 1000 RUNS OR MORE

Player	Inns	NO	Runs	Ave
Simpson RB	34	6	2072	74.00
Langer JL	185	15	9406	55.33
Milburn C	27	2	1382	55.28
Meuleman KD	66	9	3035	53.24
Rogers CJL	118	5	5507	48.73
Katich SM	83	10	3498	47.92
Wood GM	174	25	6904	46.33
Martyn DR	171	16	6910	44.58
Pomersbach LA	40	4	1570	43.61
Shepherd BK	127	13	4934	43.28
Shipperd G	107	14	4022	43.24
Marsh GR	175	12	7009	43.00
Moody TM	228	22	8853	42.98
Hughes KJ	96	3	3925	42.21
Hussey MEK	189	11	7437	41.78
North MJ	134	12	5064	41.59
Gilchrist AC	85	11	3075	41.55
Goodwin MW	108	8	4142	41.42
Veletta MRJ	198	20	7306	41.04
Edwards R	110	14	3939	41.03
Inverarity RJ	188	18	6888	40.51
Langer RS	64	12	2024	38.92
Kelly PC	37	2	1329	37.97
Rutherford JW	61	3	2200	37.93
Irvine JT	41	3	1436	37.79
Andrews WS	126	12	4292	37.65
Laird BM	100	9	3418	37.57
Chadwick D	106	8	3651	37.25
Campbell RJ	153	5	5421	36.63
Voges AC	83	10	2594	35.53
Serjeant CS	75	11	2264	35.37

Clements SC	29	-	1017	35.07
Lavender MP	89	6	2883	34.73
Marsh SE	89	11	2698	34.59
Langdon CW	39	1	1292	34.00
Marsh RW	139	9	4412	33.94
Vernon MT	111	4	3631	33.93
Ronchi L	54	7	1563	33.25
Edwards WJ	34	1	1091	33.06
Hogg GB	109	22	2766	31.79
McAullay KJ	37	1	1110	30.80
Zoehrer TJ	157	19	4248	30.78
Edwards AR	64	1	1937	30.74
Brayshaw IJ	145	20	3771	30.17
Charlesworth RI	72	5	2007	29.95
Sawle LM	58	4	1568	29.03
Wishart PW	42	4	1103	29.02
Parker JF	46	4	1211	28.83
McPhee MW	64	6	1667	28.74
Baker RM	48	7	1168	28.49
Macleay KH	116	24	2614	28.41
Carmody KD	53	1	1459	28.05
Becker GC	65	2	1693	26.87
Mann AL	105	16	2106	23.66
Julian BP	128	19	2507	23.00
Matthews CD	56	7	1097	22.39
Yardley B	74	10	1414	22.09
Slater KN	103	11	2027	22.03
Hogan TG	64	10	1028	19.04
McKenzie GD	109	23	1457	16.94
Lock GAR	97	14	1271	15.31
Buggins BL	90	14	1149	15.11
Angel J	138	36	1233	12.09

#### BOWLING AVERAGES - 100 WICKETS

Player	Balls	Runs	Wkts	Ave
Lillee DK	16619	7544	323	23.36
Lock GAR	20107	7210	302	23.87
Alderman TM	19288	9299	384	24.21
Brayshaw IJ	10961	4096	167	24.53
Malone MF	8324	3422	139	24.61
Angel J	22354	10418	419	24.86
Matthews CD	9741	4678	188	24.88
Puckett CW	7193	2821	113	24.96
Dorey BR	7185	3420	134	25.52
Yardley B	9672	4131	159	25.98
Hoare DE	9834	4637	176	26.34
Magoffin SJ	7277	4188	154	27.19
Reid BA	11520	4980	181	27.51
Williams BA	7350	3884	137	28.35
Moody TM	14432	6297	220	28.62
Clark WM	9673	3893	133	29.27
Julian BP	16240	8573	292	29.36
Macleay KH	17768	7033	229	30.71
Mayne LC	7206	3672	118	31.12
Mann AL	12628	5731	181	31.66
McKenzie GD	16566	7322	232	31.66
Nicholson MJ	7149	3653	115	31.76
Capes PA	7527	3666	115	31.88
Edmondson BM	7755	5045	155	32.55
Hogan TG	11744	4786	139	34.43
Hogg GB	8799	4602	122	37.72
Slater KN	11853	4958	112	44.26



## FIRST WICKET

431	Veletta MRJ (150) & Marsh GR (355*)	v South Australia	Perth	1989-90	Rec
328	Milburn C (243) & Chadwick D (91)	v Queensland	Brisbane	1968-69	Rec
310	Marsh GR (223) & Veletta MRJ (157)	v Tasmania	Hobart	1988-89	Rec
223	Lavender MP (103) & Marsh GR (129)	v Victoria	Perth	1992-93	Rec
208	Langer JL (121) & Rogers CJL (87)	v Tasmania	Hobart	2007-08	
203	Edwards WJ (153) & Laird BM (117)	v New South Wales	Sydney	1974-75	Rec
197	Hussey MEK (172) & Campbell RJ (93)	v New South Wales	Sydney	1999-00	
191	Sawle LM (99) & Wishart PW (89)	v South Australia	Perth	1959-60	
188	McPhee MW (113) & Veletta MRJ (228)	v Queensland	Perth	1989-90	
171	Marsh GR (120) & Clements SC (86)	v Queensland	Perth	1981-82	
166	Langer JL (67) & Rogers CJL (94)	v Queensland	Perth	2006-07	
163	McPhee MW (99) & Veletta MRJ (112)	v Victoria	Melbourne	1986-87	
159	Hussey MEK (59) & Dighton MG (95)	v South Australia	Adelaide	1998-99	
159	Rogers CJ (75) & Langer JL (99)	v Victoria	Melbourne	2006-07	
157	Langer JL (94) & Hussey MEK (71)	v NSW	Perth	2003-04	
156	Milburn C (93) & Chadwick D (110)	v New South Wales	Sydney	1968-69	
155	Hussey MEK (44) & Campbell RJ (104)	v Tasmania	Perth	1997-98	
155	Langer JL (75) & Hussey MEK (223*)	v Victoria	Perth	2004-05	
155	Rogers C (66) & Hussey MEK (86)	v Victoria	Perth	2005-06	
153	Veletta MRJ (262) & Marsh GR (86)	v Victoria	Perth	1986-87	
151	Marsh GR (79) & Charlesworth RI (78)	v Queensland	Brisbane	1977-78	
150	Laird BM (119) & Charlesworth RI (61)	v Queensland	Brisbane	1975-76	
146*	Milburn C (82*) & Chadwick D (52)	v South Australia	Perth	1968-69	
144	Hussey MEK (138) & Campbell RJ (113)	v Victoria	Melbourne	1996-97	
142	Langer JL (109) & Rogers CJL (51)	v South Australia	Perth	2007-08	
141	Hussey MEK (33) & Campbell RJ (203)	v Queensland	Perth	1999-00	
140	Milburn C (106) & Kelly PC (91)	v Queensland	Perth	1966-67	
139	Watson GD (81) & McAullay KJ (66)	v South Australia	Perth	1972-73	
139	Hussey MEK (83) & Campbell RJ (78)	v Tasmania	Hobart	1996-97	
137	Veletta MRJ (110) & Gonnella P (56)	v Victoria	Perth	1988-89	
136	Rutherford JW (75) & Woodhead DJ (101*)	v Queensland	Perth	1958-59	
134	Jones A (66) & Slater KN (154)	v Queensland	Brisbane	1963-64	
134	Laird BM (84) & Wood GM (138)	v Queensland	Perth	1982-83	
134	Wood GM (79) & Charlesworth RI (52)	v Victoria	Perth	1978-79	
134	Langer JL (163*) & Hussey MEK (53)	v New South Wales	Sydney	2003-04	
133	Rutherford JW (160) & Sawle LM (48)	v New South Wales	Perth	1957-58	
133	Moody TM (94) & Veletta MRJ (53)	v Tasmania	Hobart	1985-86	
133	Marsh GR (55) & Veletta MRJ (64)	v Victoria	Melbourne	1988-89	
133	Rogers CJ (74) & Hussey MEK (95)	v Tasmania	Hobart	2004-05	
132	Laird BM (72) & Charlesworth RI (54)	v Queensland	Perth	1976-77	
130	Wood GM (67) & Shipperd G (57)	v Tasmania	Perth	1979-80	
129	Hussey MEK (49) & Lavender MP (73)	v New South Wales	Sydney	1995-96	
127	Hussey MEK (100) & Meuleman SW (60)	v New South Wales	Sydney	2001-02	
127	Marsh GR (51) & Clements SC (73)	v Queensland	Perth	1981-82	
125	Kelly PC (80) & Playle WR (48)	v Victoria	Perth	1965-66	
125	Laird BM (55) & Edwards WJ (72)	v Victoria	Perth	1974-75	
124	Rutherford JW (108) & Sawle LM (31)	v South Australia	Perth	1954-55	
123	Clements SC (73) & Veletta MRJ (82)	v South Australia	Perth	1983-84	
123	Hussey MEK (57) & Langer JL (96)	v Victoria	St Kilda	2003-04	
116	Edwards WJ (65) & Laird BM (47)	v Victoria	Melbourne	1974-75	
113	Slater KN (55) & Irvine JT (56)	v South Australia	Perth	1967-68	
113	Rogers CJ (153) & Hussey ME (36)	v Victoria	St Kilda	2004-05	
112	Wood GM (61) & Veletta MRJ (49)	v New South Wales	Canberra	1984-85	
112	Playle WR (116) & Kelly PC (57)	v Victoria	Melbourne	1965-66	
112	Clements SC (58) & Veletta MRJ (100)	v Victoria	Carlton	1984-85	
111	Marsh GR (88) & Veletta MRJ (46)	v Queensland	Perth	1991-92	
111	Lavender MP (173*) & Hussey MEK (42)	v New South Wales	Perth	1995-96	
111	Langer JL (35) & Rogers CJL (135)	v Tasmania	Hobart	2005-06	
111	Rogers CJL (116) & Davis LM (51)	v Queensland	Brisbane	2007-08	
110	Wood GM (100*) & Charlesworth RI (48)	v Queensland	Perth	1977-78	
109	Hussey MEK (147) & Campbell RJ (74)	v Victoria	Perth	1996-97	
108	Marsh GR (51) & Charlesworth RI (71)	v Victoria	Melbourne	1977-78	
107*	Wishart PW (50*) & Sawle LM (53*)	v Queensland	Brisbane	1959-60	
107	Laird BM (66) & Charlesworth RI (34*)	v South Australia	Adelaide	1976-77	
106	Hussey MEK (87) & Campbell RJ (45)	v Tasmania	Hobart	1996-97	

104*	Charlesworth RI (34*) & Wood GM (67*)	v South Australia	Perth	1977-78
101	Watson GD (45) & McAullay KJ (47)	v South Australia	Perth	1971-72
101	Chadwick D (36) & Prindiville TJ (71*)	v Victoria	Melbourne	1969-70
100	Wood GM (103) & Shipperd G (42)	v Tasmania	Devonport	1980-81
100	Rogers CJL (62) & Campbell RJ (70)	v New South Wales	Newcastle	2002-03

## SECOND WICKET

254	Veletta MRJ (130) & Marsh GR (138)	v Queensland	Brisbane	1985-86	Rec
248	Veletta MRJ (143) & Shipperd G (129)	v South Australia	Adelaide	1984-85	Rec
247	Langer JL (164) & Goodwin MW (164)	v South Australia	Adelaide	2002-03	
234	Veletta MRJ (106) & Moody TM (144)	v Tasmania	Perth	1987-88	Rec
233	Hussey MEK (134) & Langer JL (235)	v South Australia	Adelaide	1997-98	
231	Marsh GR (107) & Moody TM (124)	v Queensland	Perth	1992-93	
227	Hussey MEK (172*) & Langer JL (120)	v South Australia	Perth	1999-00	
226	Marsh GR (105*) & Moody TM (155)	v South Australia	Perth	1988-89	
218	Hussey MEK (76) & Rogers CJL (142)	v New South Wales	Perth	2003-04	Rec
216	Campbell RJ (111) & Langer JL (129)	v Tasmania	Hobart	1999-00	
204	Shipperd G (104) & Langer RS (102)	v Queensland	Perth	1979-80	
203	Kelly PC (103) & Vernon MT (173)	v New South Wales	Perth	1965-66	
203	Marsh GR (138) & Langer JL (110)	v South Australia	Perth	1992-93	
194	Lavender MP (118) & Wood GM (166)	v Victoria	St Kilda	1990-91	Rec
193	Langer JL (133) & Katich SM (79)	v Tasmania	Perth	2001-02	
192	Langer JL (131) & Marsh SE (63)	v Tasmania	Perth	2007-08	
190	Edwards AR (104) & Robinson GD (134)	v Victoria	Perth	1947-48	
184	Watson GD (145) & Inverarity RJ(85)	v Queensland	Perth	1971-72	
171	Wood GM (82) & Marsh GR (100*)	v Victoria	Perth	1985-86	
168	Veletta MRJ (80) & Langer JL (89)	v Queensland	Brisbane	1993-94	
164	Marsh GR (223) & Moody TM (112*)	v Tasmania	Hobart	1988-89	
164	Wishart PW (57) & Vernon MT (105)	v Victoria	Melbourne	1959-60	
163	Veletta MRJ (262) & Moody TM (97)	v Victoria	Perth	1986-87	
162	Langer JL (120) & Goodwin MW (95)	v South Australia	Perth	2004-05	
161	Rutherford JW (121) & England EJ (71)	v South Australia	Perth	1953-54	
159	Veletta MRJ (228) & Ramshaw DJ (44)	v Queensland	Perth	1989-90	
159	Carmody D (198) & Robinson GD (90)	v South Australia	Perth	1947-48	
157	Clements SC (151) & Shipperd G (48)	v Tasmania	Launceston	1983-84	
155	Wood GM (82) & Shipperd G (167*)	v Victoria	Melbourne	1983-84	
154*	Marsh GR (62*) & Langer JL (90*)	v South Australia	Perth	1993-94	
153	Hussey MEK (120) & Langer JL (46)	v New South Wales	Perth	1997-98	
153	Hussey MEK (137) & Katich SM (102)	v Victoria	Melbourne	2000-01	
152	Veletta MRJ (68) & Langer JL (96)	v South Australia	Perth	1992-93	
151	Edwards WJ (153) & Marsh RW (168*)	v New South Wales	Sydney	1974-75	
151*	Laird BM (77*) & Langer RS (72*)	v New South Wales	Perth	1974-75	
151	Hussey MEK (172) & Katich SM (76)	v New South Wales	Sydney	1999-00	
148	Hussey MEK (138) & Goodwin MW (90)	v Victoria	Melbourne	1996-97	
147	Hussey MEK (138) & Goodwin MW (72)	v Tasmania	Perth	2003-04	
146	Veletta MRJ (112) & Moody TM (100)	v Victoria	Melbourne	1986-87	
146	Rogers CJ (66) & Langer JL (91)	v South Australia	Perth	2006-07	
145	Langer JL (105) & Marsh SE (50)	v Tasmania	Perth	2006-07	
142	Wood GM (111) & Shipperd G (56)	v South Australia	Adelaide	1982-83	
142	Veletta MRJ (66) & Langer JL (233)	v Tasmania	Perth	1993-94	
141	Rogers CJL (120) & Goodwin MW (104*)	v Tasmania	Perth	2003-04	
140	Sawle LM (85) & Simpson RB (97)	v New South Wales	Perth	1956-57	
139*	Hussey MEK (81) & Langer JL (70*)	v New South Wales	Sydney	1996-97	
139	Rutherford JW (160) & Vernon MT (71)	v New South Wales	Perth	1957-58	
139	Watson GD (122) & Brayshaw IJ (57)	v Queensland	Brisbane	1971-72	
138	Marsh GR (67) & Shipperd G (63)	v Victoria	Perth	1981-82	
134	Veletta MRJ (59) & Moody TM (69)	v Queensland	Brisbane	1988-89	
133	McAullay KJ (86) & Inverarity RJ (87)	v South Australia	Perth	1971-72	
133	Edwards WJ (122) & Edwards R (147)	v South Australia	Perth	1973-74	
133	McPhee MW (135) & Shipperd G (139)	v South Australia	Perth	1984-85	
131	Veletta MRJ (78*) & Gonnella P (61)	v Queensland	Perth	1985-86	
131	Chadwick D (117) & Scarff CS (67)	v Victoria	Perth	1969-70	
128	Rutherford JW (53) & Vernon MT (80)	v Queensland	Perth	1957-58	
126	Hussey MEK (79) & Katich SM (113)	v Queensland	Brisbane	1998-99	
124	Marsh GR (134) & Moody TM (85)	v South Australia	Adelaide	1986-87	
124	Hussey MEK (61) & Langer JL (67)	v Queensland	Brisbane	1997-98	
122	McAullay KJ (67) & Inverarity RJ (161)	v New South Wales	Perth	1971-72	
121	Kelly PC (91) & Inverarity RJ (114)	v Queensland	Perth	1966-67	
119	Sawle LM (66) & Simpson RB (112*)	v Queensland	Perth	1956-57	
119	Rutherford JW (167) & Carmody DK (59)	v South Australia	Adelaide	1954-55	
118	Rogers CJ (83) & Goodwin MW (57)	v Queensland	Brisbane	2004-05	
117	Marsh GR (120*) & Moody TM (46)	v Victoria	Melbourne	1987-88	
117	Marsh GR (104) & Lavender MP (58)	v South Australia	Adelaide	1991-92	
115	Milburn C (70) & Becker GC (51)	v Victoria	Perth	1968-69	

114	Chadwick D (110) & Inverarity RJ (103)	v New South Wales	Sydney	1968-69
114	Rutherford JW (125) & Buggins BL(47)	v Queensland	Perth	1955-56
113	Charlesworth RI (67) & Langer RS (71)	v New South Wales	Perth	1976-77
112*	Wood GM (53*) & Marsh GR (50*)	v South Australia	Adelaide	1985-86
112	Marsh SE (74*) & Pomersbach LA (78)	v New South Wales	Perth	2008-09
111	Simpson RB (236*) & Vernon MT (46)	v New South Wales	Perth	1959-60
111	Wood GM (94) & Shipperd G (46)	v Tasmania	Perth	1984-85
111	Veletta MRJ (44) & Moody TM (202)	v Victoria	Perth	1988-89
110	Simpson RB (71) & Vernon MT (89)	v South Australia	Perth	1960-61
109	Veletta MRJ (43) & Moody TM (64)	v South Australia	Perth	1988-89
109	Rogers C (66) & Marsh S (37)	v Victoria	St Kilda	2005-06
108	Rogers C (55) & Marsh S (63)	v Tasmania	Hobart	2005-06
107*	Wood GM (100*) & Wright KJ (59*)	v Queensland	Perth	1977-78
106*	Andrews WS (36*) & Moody TM (66*)	v New South Wales	Sydney	1989-90
105	Sarre R (50) & Meuleman KD (65)	v New South Wales	Perth	1952-53
105	Lavender MP (60) & Langer JL (241*)	v New South Wales	Perth	1994-95
104	Chadwick D (66) & Inverarity RJ (89)	v South Australia	Adelaide	1969-70
102	Wood GM (73) & Hughes KJ (43)	v Victoria	Perth	1977-78
102	Marsh GR (43) & Langer JL (135)	v Tasmania	Hobart	1993-94
101	Laird BM (127) & Inverarity RJ (35)	v Queensland	Perth	1974-75
101	Hussey MEK (86) & Katich SM (52)	v New South Wales	Perth	2001-02
100	Wood GM (103) & Shipperd G (42)	v Tasmania	Perth	1986-87

### THIRD WICKET

459	Rogers CJ (279) & North MJ (239*)	v Victoria	Perth	2006-07	Rec
330	Wood GM (173*) & Marsh GR (159)	v New South Wales	Sydney	1983-84	Rec
271	Marsh GR (128) & Martyn DR (197)	v New South Wales	Perth	1993-94	
264	Moody TM (202) & Wood GM (138*)	v Victoria	Perth	1988-89	
238	Langer JL (274*) & Martyn DR (104)	v South Australia	Perth	1996-97	Rec
234	Rogers CJL (119*) & Goodwin MW (119)	v Queensland	Brisbane	2003-04	Rec
231	Veletta MRJ (128) & Wood GM (117)	v Queensland	Perth	1990-91	
230	Moody TM (162) & Wood GM (68)	v South Australia	Perth	1988-89	
229	Gonnella P (134) & Wood GM (102)	v Tasmania	Hobart	1985-86	Rec
229	Moody TM (168) & Martyn DR (90)	v South Australia	Adelaide	1991-92	
223	Shepherd BK (92) & Kanhai RB (135)	v South Australia	Adelaide	1961-62	
205	Langer RS (111) & Hughes KJ (119)	v New South Wales	Perth	1975-76	
204	Campbell RJ (177) & Martyn DR (90)	v New South Wales	Sydney	1997-98	
193	Katich SM (152) & Martyn DR (90)	v Tasmania	Hobart	2000-01	
192	Veletta MRJ (262) & Wood GM (84)	v Victoria	Perth	1986-87	
192	Katich SM (117) & Martyn DR (92)	v New South Wales	N Sydney	2000-01	
187	Inverarity RJ(108) & Becker GC(112)	v Queensland	Brisbane	1968-69	
182	Katich SM (115) & Martyn DR (85)	v Queensland	Brisbane	1998-99	
175	Shipperd G (96) & Hughes KJ (129)	v New South Wales	Sydney	1983-84	
175	Hussey MEK (108) & Martyn DR (101)	v Tasmania	Hobart	1997-98	
175	Campbell RJ (203) & Dighton MG (182*)	v Queensland	Perth	1999-00	
174*	Shepherd BK (212*) & Parker JF (29*)	v Queensland	Perth	1961-62	
173*	Lavender MP (113*) & Moody TM (101*)	v Queensland	Brisbane	1990-91	
167	Veletta MRJ (63) & Moody TM (100)	v New South Wales	Sydney	1990-91	
167	Shipperd G (80) & Hughes KJ (94)	v New South Wales	Perth	1980-81	
163*	Kanhai RB (108*) & Shepherd BK (212*)	v Queensland	Perth	1961-62	
157	Edwards R (147) & Inverarity RJ (91)	v South Australia	Perth	1973-74	
157	Goodwin MW (127) & Martyn DR (62)	v Queensland	Perth	1996-97	
155	Chadwick D(137) & Inverarity RJ(131)	v Queensland	Brisbane	1970-71	
155	Langer JL (116) & Martyn DR (96)	v South Australia	Adelaide	1996-97	
154	Chadwick D (91) & Brayshaw IJ (73)	v South Australia	Perth	1969-70	
153	Davis LM (116) & Voges AC (84)	v New South Wales	Sydney	2007-08	
151	Lavender MP (172) & Veletta MRJ (64)	v Tasmania	Perth	1991-92	
149	Marsh GR (89) & Inverarity RJ(124*)	v Tasmania	Devonport	1978-79	
149	Hussey MEK (100) & Katich SM (131)	v New South Wales	Sydney	2001-02	
149	Goodwin MW (164) & Hussey MEK (62)	v South Australia	Adelaide	2002-03	
147	Inverarity RJ (161) & Brayshaw IJ (44*)	v New South Wales	Perth	1971-72	
147	Rogers CJL (94) & Goodwin MW (156)	v Queensland	Perth	2003-04	
146	Rutherford JW (86) & Meuleman KD (74*)	v Victoria	Melbourne	1957-58	
145	Heron C (84) & Marsh S (94)	v Tasmania	Perth	2005-06	
143	Laird BM (177) & Hughes KJ (65)	v Queensland	Brisbane	1976-77	
143	Langer JL (135) & Martyn DR (100)	v Tasmania	Hobart	1993-94	
140	Wood GM (167*) & Clements SC (67)	v Tasmania	Perth	1983-84	
139	Goodwin MW (138) & North MJ (59)	v Tasmania	Hobart	2004-05	
136	Simpson RB (87), Meuleman KD (41 RH) & Shepherd BK (25)	v New South Wales	Sydney	1958-59	
136	Rogers CJL (103) & Goodwin MW (70)	v Victoria	St Kilda	2003-04	
135*	Marsh SE (66) & Hussey MEK (59*)	v Tasmania	Hobart	2007-08	
129	Inverarity RJ (114) & Irvine JT (45)	v Victoria	Melbourne	1968-69	
129	Inverarity RJ (53) & Edwards R (152)	v Victoria	Perth	1971-72	
128	Simpson RB (106) & Shepherd BK (67)	v Victoria	Melbourne	1960-61	

126	Robinson GD (134) & Watt AD (76)	v Victoria	Perth	1947-48
126	Hussey MEK (147) & Martyn DR (108)	v Victoria	Perth	1996-97
123	Gartrell KB (102) & Shepherd BK (219)	v Victoria	Melbourne	1962-63
122	Laird BM (110) & Hughes KJ (80)	v South Australia	Adelaide	1981-82
122	Becker GC (95) & Vernon MT (59)	v Victoria	Perth	1967-68
122	Langer JL (241*) & Martyn DR (62)	v New South Wales	Perth	1994-95
120	Charlesworth RI (50) & Serjeant CS (129)	v New South Wales	Perth	1977-78
120	Langer JL (65) & Martyn DR (59)	v Queensland	Perth	1993-94
118	Playle WR (122) & Shepherd BK (64)	v Queensland	Perth	1965-66
118	Wood GM (109) & Inverarity RJ (48)	v South Australia	Adelaide	1977-78
118	Martyn DR (78) & Katich SM (105*)	v Queensland	Perth	2000-01
117	Katich SM (78) & North MJ (51)	v Victoria	Melbourne	2000-01
116	Simpson RB (161) & Shepherd BK (51)	v New South Wales	Sydney	1959-60
115	Shipperd G (39) & Hughes KJ (129)	v Tasmania	Devonport	1982-83
115	Veletta MRJ (95) & Wood GM (79)	v Tasmania	Hobart	1987-88
114	Meuleman KD (83) & Langdon CW (118)	v Queensland	Perth	1952-53
114	Langer RS (150*) & Brayshaw IJ (30)	v Victoria	Perth	1974-75
114	Langer JL (96) & Martyn DR (56)	v Queensland	Perth	1993-94
113	Veletta MRJ (228) & Andrews WS (92)	v Queensland	Perth	1989-90
113	Laird BM (77) & Edwards R (81)	v South Australia	Perth	1974-75
113	Rogers CJ (95) & Marsh SE (49)	v South Australia	Adelaide	2006-07
112	Lavender MP (90) & Martyn DR (89)	v South Australia	Adelaide	1994-95
112	Hussey MEK (90) & Martyn DR (70)	v Tasmania	Perth	1996-97
111	Vernon MT (93) & Lodge AD (33)	v New South Wales	Perth	1960-61
110	Langer JL (235) & Martyn DR (51)	v South Australia	Adelaide	1997-98
109	Rogers CJ (153) & North MJ (57)	v Victoria	St Kilda	2004-05
105*	Inverarity RJ (50*) & Edwards R (61 *)	v New South Wales	Perth	1970-71
104	Inverarity RJ (45) & Edwards R (149)	v New South Wales	Perth	1971-72
104	Shipperd G (65) & Hughes KJ (73)	v New South Wales	Perth	1980-81
104	Inverarity RJ (144) & Harburn CM (64)	v South Australia	Adelaide	1964-65
103	Kelly PC (132) & Chadwick D (51)	v New South Wales	Sydney	1964-65
103	Vernon MT (52) & Milburn C (66)	v Victoria	Melbourne	1966-67
102*	Watson GD (75*) & Edwards R (36*)	v Victoria	Perth	1973-74
102	Hussey MEK (55) & Martyn DR (46)	v Queensland	Brisbane	1998-99
102	Katich SM (113) & Martyn DR (44)	v Queensland	Brisbane	1998-99
102	Langer JL (108) & North MJ (34)	v Victoria	Melbourne	2006-07
101	Inverarity RJ (143) & Edwards R (45)	v Queensland	Perth	1973-74

#### FOURTH WICKET

369	Rogers CJL (194) & North M.J. (178)	v New South Wales	Perth	2002-03	Rec
321	Martyn DR (189) & Goodwin MW (141)	v Tasmania	Perth	2001-02	Rec
279	Martyn DR (113) & Moody TM (272)	v Tasmania	Hobart	1994-95	
274	Hussey MEK (210) & Marsh SE (101)	v Tasmania	Perth	2004-05	
268	Marsh SE (166*) & Pomersbach L (176)	v Queensland	Perth	2007-08	
260	Marsh GR (176) & Serjeant CS (106)	v New South Wales	Sydney	1981-82	
242	Inverarity RJ (119) & Irvine JT (120)	v New South Wales	Sydney	1967-68	
231	Langer JL (143*) & Moody TM (114)	v Tasmania	Perth	1996-97	
229	Moody TM (168*) & Martyn DR (90)	v South Australia	Adelaide	1991-92	Rec
209	Inverarity RJ (148) & Edwards R (119)	v Queensland	Perth	1970-71	Rec
206	Martyn DR (169) & Katich SM (73)	v Tasmania	Hobart	1999-00	
198	Hussey MEK (187) & Moody TM (109)	v Tasmania	Perth	1998-99	
198	Hussey MEK (90) & Marsh SE (119)	v New South Wales	Newcastle	2002-03	
185	Wood GM (103) & Andrews WS (116)	v Tasmania	Perth	1986-87	
184	Hughes KJ (130) & Laird BM (75)	v Queensland	Perth	1983-84	
181	Shepherd BK (94) & Meuleman KD (140)	v South Australia	Adelaide	1956-57	
174	North MJ (107) & Voges AC (152*)	v Tasmania	Perth	2006-07	
174	Pomersbach LA (144) & North MJ (50)	v South Australia	Adelaide	2008-09	
173	Goodwin MW (156) & North MJ (67)	v Queensland	Perth	2003-04	
168	Rogers CJL (123) & Voges AC (180)	v Tasmania	Hobart	2007-08	
167	Veletta MRJ (107) & Gartrell RB (92)	v South Australia	Perth	1985-86	
166	Langer JL (235) & Moody TM (78)	v South Australia	Adelaide	1997-98	
165	Vernon MT (100) & Guest CEJ (74)	v Victoria	Perth	1966-67	Rec
161	Chadwick D (104) & Irvine JT (182)	v South Australia	Perth	1968-69	
158	Langer JL (153) & Martyn DR (43)	v South Australia	Adelaide	1995-96	
157	Buttsworth FJ (60) & Watt AD (129)	v Queensland	Brisbane	1947-48	
150	Martyn DR (139) & Moody TM (41)	v Tasmania	Perth	1992-93	
149	Langer JL (241*) & Moody TM (77)	v New South Wales	Perth	1994-95	
148	Goodwin MW (77) & North MJ (118)	v Tasmania	Hobart	2003-04	
141	Wood GM (86) & Inverarity RJ (187)	v New South Wales	Sydney	1978-79	
140	Edwards R(100) & Inverarity RJ (87*)	v Victoria	Melbourne	1973-74	
139	Marsh GR (107) & Laird BM (63)	v Queensland	Perth	1983-84	
137	Edwards R (149) & Marsh RW (71)	v New South Wales	Perth	1971-72	
136	Langer JL (131) & Martyn DR (75)	v Queensland	Brisbane	1991-92	
134*	Lavender MP (66*) & Moody TM (71*)	v New South Wales	Sydney	1994-95	

134	Serjeant CS (129) & Hughes KJ (85)	v New South Wales	Perth	1977-78
134	North MJ (78*) & Marsh SE (68)	v Queensland	Perth	2004-05
132*	Lavender MP (173*) & Moody TM (57*)	v New South Wales	Perth	1995-96
131	Moody TM (71) & Veletta MRJ (104)	v Tasmania	Hobart	1992-93
129	Inverarity RJ (85) Meuleman RD (28 RH) & Brayshaw IJ (22)	v South Australia	Perth	1970-71
129	Baker RM (83) & Moody TM (68)	v South Australia	Adelaide	1995-96
127	Wood GM (83) & Andrews WS (72)	v Tasmania	Perth	1987-88
126	Shepherd BK (215*) & Chadwick D (31)	v Victoria	Perth	1964-65
125	Martyn DR (197) & Moody TM (68)	v New South Wales	Perth	1993-94
124	Andrews WS (59) & Brayshaw JA (69)	v New South Wales	Perth	1989-90
123	Inverarity RJ (129*) & Chadwick D (69)	v Queensland	Brisbane	1964-65
123*	Langer RS (75) & McEwan KS (57*)	v Victoria	Perth	1980-81
123	Martyn DR (66) & Campbell RJ (75)	v Victoria	Perth	2002-03
123	Rogers C (161) & Bandy D (37)	v New South Wales	Perth	2005-06
122	Shipperd G (140) & O'Neill MD (42)	v Queensland	Perth	1980-81
122*	Serjeant CS (63*) & O'Neill MD (52*)	v Tasmania	Perth	1979-80
122	Langer JL (76) & Moody TM (160)	v Tasmania	Perth	1997-98
120	O'Neill MD (51) & McEwan KS (177)	v Queensland	Perth	1979-80
120	Langdon CW (68) & Edwards AR (75)	v New South Wales	Perth	1952-53
118	Laird BM (99) & Hughes KJ (130)	v Victoria	Perth	1982-83
118	Martyn DR (78) & Katich SM (105*)	v Queensland	Perth	2000-01
116	Langer JL (144) & Moody TM (33)	v Victoria	Melbourne	1993-94
116	North MJ (69) & Pomersbach L (68)	v Tasmania	Perth	2007-08
115*	Marsh RW (168*) & Edwards R (35*)	v New South Wales	Sydney	1974-75
114	North MJ (141) & Voges AC (52)	v Victoria	Perth	2008-09
113	Langer JL (84) & North MJ (87)	v Tasmania	Hobart	2003-04
110	Hughes KJ (73) & Laird BM (43)	v South Australia	Adelaide	1983-84
110	Wood GM (82) & Hughes KJ (62)	v South Australia	Adelaide	1987-88
110	Marsh S (43) & Voges A (178)	v Queensland	Perth	2005-06
109	Langer JL (45) & Martyn DR (112)	v Queensland	Brisbane	1992-93
109	Serjeant CS (54) & Brayshaw IJ (95)	v Victoria	Melbourne	1976-77
109	Rogers C (84) & Voges AC (144*)	v NSW	Sydney	2006-07
108	Hughes KJ (123) & Marsh GR (54)	v South Australia	Perth	1982-83
106	Frankish RR (104) & Driver WG (80)	v Victoria	Perth	1949-50
104	Langer RS (64) & Hughes KJ (60)	v New South Wales	Perth	1975-76
104	Edwards R (72) & Vernon MT (75)	v South Australia	Adelaide	1966-67
103	Veletta MRJ (87) & Ireland GJ (50)	v South Australia	Adelaide	1985-86
102	Moody TM (78) & Martyn DR (41)	v New South Wales	Perth	1991-92
100	North MJ (73) & Marsh SE (34)	v South Australia	Perth	2004-05

#### FIFTH WICKET

301*	Simpson RB (236*) & Meuleman KD (153*)	v New South Wales	Perth	1959-60	Rec
273	Moody TM (101) & Gilchrist AC (203*)	v South Australia	Perth	1997-98	Rec
251*	Shipperd G (167*) & Marsh RW (157*)	v Victoria	Melbourne	1983-84	Rec
236	Langer JL (107) & Martyn DR (203*)	v Tasmania	Perth	1995-96	Rec
216	Wood GM (133) & Andrews WS (139)	v New South Wales	Perth	1985-86	
209	Moody TM (136) & Katich SM (65*)	v Queensland	Brisbane	1996-97	Rec
197	Shepherd BK (173) & Meuleman KD (125)	v Queensland	Brisbane	1956-57	
188	Serjeant CS (140) & Brayshaw IJ (74)	v Queensland	Perth	1977-78	
180	Shepherd BK (149) & Waugh RF (87)	v New South Wales	Sydney	1963-64	
178	Hughes KJ (113) & Langer RS (77)	v New South Wales	Perth	1981-82	
173	Vernon MT (139) & Meuleman KD (180*)	v South Australia	Adelaide	1958-59	
161	Voges AC (186) & Gilchrist AC (86)	v Tasmania	Hobart	2007-08	
160*	Langer JL (241*) & Goodwin MW (49)	v New South Wales	Perth	1994-95	
159	Chadwick D (110) & Inverarity RJ (66)	v South Australia	Adelaide	1965-66	
157	Andrews WS (75) & Zoehrer TJ (81)	v South Australia	Perth	1988-89	
155	Macleay KH (100) & Shipperd G (79)	v Victoria	Melbourne	1982-83	
154	Campbell RJ (121) & Rogers CJL (96)	v New South Wales	Perth	2001-02	
153	Frankish RR (68) & Driver WG (109)	v Queensland	Brisbane	1949-50	
149	Hughes KJ (149) & Shipperd G (47)	v Queensland	Brisbane	1980-81	
148	Inverarity RJ (173) & Bowe RD (86)	v Victoria	Melbourne	1967-68	
147	Moody TM (272) & Hogg GB (59*)	v Tasmania	Hobart	1994-95	
144	North MJ (111) & Rogers CJL (101*)	v South Australia	Perth	2001-02	
143	Hughes KJ (80) & Brayshaw IJ (50)	v Tasmania	Perth	1977-78	
143	Robinson WM (78) & Pomersbach LA (79)	v Queensland	Brisbane	2008-09	
142	Veletta MRJ (99) & Andrews WS (98)	v Victoria	Melbourne	1991-92	
140	Inverarity RJ (125) & Brayshaw IJ (61)	v New South Wales	Sydney	1977-78	
136	Edwards R (127) & Brayshaw IJ (52)	v Victoria	Perth	1969-70	
134	Langer JL (161) & Gilchrist AC (82)	v Victoria	Perth	1995-96	
133	Veletta MRJ (104*) & McPhee MW (59)	v South Australia	Adelaide	1992-93	
129	Gartrell RB (104) & Andrews WS (31*)	v Tasmania	Hobart	1985-86	
128	Meuleman KD (55 RH), Rigg HBH (76) & Watson RCW (26)	v Queensland	Perth	1957-58	
128	Macleay KH (96) & Shipperd G (47)	v Tasmania	Perth	1982-83	

127	Inverarity RJ (159) & Irvine JT (52)	v New South Wales	Perth	1968-69
124	Veletta MRJ (101*) & Andrews WS (59)	v New South Wales	Sydney	1991-92
124	Martyn DR (122) & Walsh MJ (50)	v Tasmania	Hobart	2000-01
122	Marsh RW (110) & Marsh GR (37)	v Tasmania	Devonport	1982-83
122	Hughes KJ (183) & Clements SC (51)	v Tasmania	Perth	1984-85
121	Edwards R (83*) & Inverarity RJ (61)	v Victoria	Perth	1974-75
120	Laird BM (58) & Graf SF (74)	v Queensland	Brisbane	1983-84
120	Irvine JT (182) & Edwards R(38)	v South Australia	Perth	1968-69
120	McEwan KS (68) & Serjeant CS (144*)	v South Australia	Adelaide	1980-81
120	Martyn DR (109) & Gilchrist AC (67)	v Victoria	Perth	1996-97
119	Inverarity RJ (187) & Mann AL (80)	v New South Wales	Sydney	1978-79
119	Voges AC (103*) & Bandy DC (58)	v South Australia	Adelaide	2006-07
119	North MJ (141) & Bandy DC (48)	v Victoria	Perth	2008-09
118	North MJ (87) & Campbell RJ (87)	v New South Wales	Perth	2003-04
115	Inverarity RJ (49) & Marsh RW (99)	v New South Wales	Perth	1969-70
114	Moody TM (160) & Katich SM (41)	v Tasmania	Perth	1997-98
113	Sawle LM (109) & Carmody DK (58)	v New South Wales	Perth	1955-56
112	Meuleman KD (114) & Rigg BA (43)	v South Australia	Adelaide	1957-58
111	Voges AC (144*) & Ronchi L (70)	v NSW	Sydney	2006-07
110	Veletta MRJ (121) & Langer JL (70)	v South Australia	Perth	1991-92
109	Inverarity RJ (56) & Brayshaw IJ (48)	v Victoria	Perth	1965-66
107	Inverarity RJ (63) & Parker JF (139*)	v New South Wales	Perth	1963-64
107	Voges AC (69) & Magoffin SJ (79)	v Tasmania	Perth	2008-09
106	Chadwick D (130) & Wishart PW (40)	v Victoria	Melbourne	1964-65
106	Marsh SE (96) & Voges AC (79*)	v Victoria	Perth	2007-08
105*	North MJ (94*) & Voges AC (55*)	v Tasmania	Hobart	2004-05
104	Rogers CJ (152) & Pomersbach LA (74)	v Tasmania	Hobart	2006-07
101	Edwards R (152) & Brayshaw IJ (44)	v Victoria	Perth	1971-72
101	Voges A (178) & Bandy D (37)	v Queensland	Perth	2005-06
100	Chappell TM (57) & Brayshaw IJ (59)	v New South Wales	Perth	1976-77
100	Hughes KJ (91) & Andrews WS (48)	v South Australia	Adelaide	1982-83
100	North M (151) & Bandy D (46)	v New South Wales	Sydney	2005-06
100	Voges AC (152*) & Rogers CJ (46)	v Tasmania	Perth	2006-07

#### SIXTH WICKET

244	Irvine JT (128) & Edwards R (117*)	v New South Wales	Sydney	1968-69	Rec
231	Zoehrer TJ (168) & Hogan TG (115*)	v Victoria	Melbourne	1988-89	Rec
211	North M (143)* & Bandy D (88)	v South Australia	Perth	2005-06	Rec
189	Campbell RJ (134) & Harvey KM (100*)	v Tasmania	Hobart	2003-04	Rec
181	Edwards AR (98) & Outridge TM (93)	v South Australia	Perth	1951-52	
180	Hussey MEK (187) & Baker RM (111*)	v Tasmania	Perth	1998-99	
178	McEwan KS (177) & Wright KJ (88*)	v Queensland	Perth	1979-80	Rec
174*	Rogers CJL (102*) & Hogg GB (77*)	v South Australia	Perth	2001-02	
166*	Katich SM (105*) & Gilchrist AC (109*)	v Queensland	Perth	2000-01	
165	Wood GM (150*) & Zoehrer TJ (109)	v Victoria	Perth	1987-88	
160	North M (151)* & Ronchi L (100)	v New South Wales	Sydney	2005-06	
154	Gilchrist AC (98) & North MJ (46)	v Queensland	Brisbane	2001-02	
154*	Rogers CJL (110*) & Hogg GB (79*)	v South Australia	Perth	2002-03	
152	Andrews WS (78) & Zoehrer TJ (163)	v New South Wales	Perth	1988-89	
150	North MJ (130) & Meuleman SW (50)	v Queensland	Brisbane	2003-04	
149*	Pomersbach L (176) & Ronchi L (105*)	v Queensland	Perth	2007-08	
147*	Mann AL (87*) & Shipperd G (71*)	v Tasmania	Devonport	1978-79	
147	Katich SM (228*) & Julian BP (78)	v South Australia	Perth	2000-01	
144	Martyn DR (122) & Gilchrist AC (102)	v South Australia	Adelaide	2000-01	
141	Katich SM (154*) & Campbell RJ (79)	v Tasmania	Hobart	1998-99	
140	Katich SM (73) & Baker RM (88)	v Victoria	Melbourne	1998-99	
136	Wood GM (141) & Andrews WS (71)	v Queensland	Perth	1987-88	
133	Andrews WS (89) & Hogan TG (52)	v South Australia	Adelaide	1989-90	
132	Chadwick D (129) & McKenzie GD (61)	v Queensland	Brisbane	1963-64	
131	Brayshaw IJ (93) & Charlesworth RI (57)	v South Australia	Perth	1972-73	
130	Andrews WS (121) & Zoehrer TJ (67)	v Tasmania	Perth	1988-89	
129	Shepherd BK (84) & Jenner TJ (69)	v South Australia	Perth	1965-66	
128	Inverarity RJ (55) & Becker GC (74)	v South Australia	Perth	1963-64	
125	Voges AC (128) & Campbell RJ (74)	v New South Wales	Perth	2004-05	
124	Chappell TM (42) & Marsh RW (104)	v South Australia	Perth	1976-77	
123	Andrews WS (67) & Zoehrer TJ (91)	v New South Wales	Perth	1986-87	
123	Langdon CW (138) & Williams DTS (50)	v Queensland	Perth	1948-49	
119	Andrews WS (67) & Zoehrer TJ (57)	v Queensland	Perth	1991-92	
117	Rogers CJL (96) & Hogg GB (62)	v New South Wales	Perth	2001-02	
115	Parker JF (139*) & Becker GC (51)	v New South Wales	Perth	1963-64	
115	Andrews WS (73) & Zoehrer TJ (58)	v New South Wales	Perth	1991-92	
112	Wood GM (62) & Wright KJ (57)	v Victoria	Perth	1979-80	
111	Wood GM (67) & Marsh RW (61)	v Victoria	Perth	1980-81	
111	Moody TM (75) & Gilchrist AC (126)	v South Australia	Adelaide	1994-95	

111	Martyn DR (141*) & Lavender MP (23)	v New South Wales	Perth	1997-98	
110	Laird BM (117) & Penter CE (112)	v New South Wales	Sydney	1978-79	
109	Inverarity RJ (90) & Brayshaw IJ (77)	v New South Wales	Perth	1973-74	
109	Edwards R (158) & Brayshaw IJ (42)	v Victoria	Melbourne	1972-73	
106	Wood GM (166) & Martyn DR (68*)	v Victoria	St Kilda	1990-91	
106	Carmody DK (83) & Frankish RR (45)	v New South Wales	Sydney	1951-52	
106	Marsh GR (58) & Brayshaw IJ (56)	v South Australia	Adelaide	1977-78	
105	Chadwick D (130) & Becker GC (68)	v Victoria	Melbourne	1964-65	
104	Inverarity RJ (52*) & Marsh RW (53)	v Victoria	Perth	1970-71	
104	Andrews WS (120*) & Marks VJ (47)	v Victoria	Melbourne	1986-87	
104	Marsh S (49) & Campbell R (64)	v South Australia	Adelaide	2005-06	
103	Langer RS (140) & Mann AL (31)	v Queensland	Brisbane	1981-82	
101	Moody TM (72) & Hussey MEK (32)	v South Australia	Adelaide	1995-96	
100	Langer JL (58) & Zoehrer TJ (61)	v New South Wales	Perth	1992-93	

#### SEVENTH WICKET

204	Shipperd G (166) & Zoehrer TJ (104)	v New South Wales	Perth	1982-83	Rec
196	Zoehrer TJ (136) & Julian BP (87)	v Tasmania	Hobart	1992-93	Rec
191	Langer JL (149) & Zoehrer TJ (81)	v New South Wales	Perth	1991-92	
156	Carmody D (78) & Shepherd BK (103*)	v Queensland	Perth	1955-56	Rec
154	Katich SM (90) & Julian BP (121*)	v Victoria	Melbourne	1997-98	Rec
147	Katich SM (80) & Julian BP (94)	v Queensland	Brisbane	1997-98	
136	Voges AC (128) & Worthington P (73)	v New South Wales	Perth	2004-05	
132	Brayshaw IJ (30) & Yardley B (97*)	v New South Wales	Sydney	1976-77	
132	Penter CE (112) & Mann AL (52*)	v New South Wales	Sydney	1979-80	
131	Wood GM (119*) & Macleay KH (70)	v Queensland	Perth	1988-89	
129	Meuleman KD (83) & Buggins BL (48)	v Queensland	Perth	1958-59	
123	Goodwin MW (176) & Casson B (35)	v Tasmania	Perth	2002-03	
122	Andrews WS (81) & Macleay KH (85)	v New South Wales	Sydney	1990-91	
113	Inverarity RJ(109) & Irvine JT (36)	v Queensland	Brisbane	1965-66	
112	Penter CE (57) & Wright KJ (51)	v Tasmania	Perth	1979-80	
111	Marsh GR (117) & Macleay KH (72)	v Tasmania	Perth	1990-91	
109	Chadwick D (58) & McKenzie GD (69)	v Victoria	Melbourne	1963-64	
105	Hughes KJ (123) & Yardley B (65)	v South Australia	Perth	1982-83	Rec
104	Hogg GB (71) & Harvey KM (41)	v Victoria	Melbourne	1994-95	
101	Gilchrist AC (66) & Julian BP (51)	v New South Wales	Perth	1996-97	

#### EIGHTH WICKET

242*	Zoehrer TJ (133*) & Macleay KH (102*)	v New South Wales	Perth	1990-91	Rec
184	Campbell RJ (144) & Wates DJ (53)	v Queensland	Perth	2004-05	Rec
168	Gilchrist AC (189*) & Hogg GB (61)	v South Australia	Adelaide	1995-96	Rec
160	Wood GM (186*) & Macleay KH (67)	v South Australia	Perth	1987-88	
136	Moody TM (125) & Julian BP (124)	v Tasmania	Perth	1997-98	Rec
134	Hogg GB (111*) & Julian BP (43)	v New South Wales	Sydney	1995-96	
119	Hogg GB (75) & Wates DJ (99)	v South Australia	Adelaide	2003-04	
109	Julian BP (76) & Angel J (37)	v New South Wales	N Sydney	2000-01	
108	Marsh RW (132) & Varis L (39)	v Queensland	Brisbane	1972-73	
107	Lillee DK (31*) & Yardley B (78)	v Queensland	Brisbane	1980-81	
100	Worthington PC (50) & Wates DJ (48)	v South Australia	Perth	2003-04	
96	Shepherd BK (173*) & Hoare DE (35)	v Victoria	Perth	1958-59	Rec
81	Matthews CD (42) & Marks VJ (45)	v Devonport	Tasmania	1986-87	

#### NINTH WICKET

168*	Macleay KH (114*) & Marks VJ (66*)	v New South Wales	Perth	1986-87	Rec
110	Nicholson MJ (59*) & Angel J (61)	v Queensland	Perth	2001- 02	Rec
108	Julian BP (75) & Herzberg S (57*)	v New South Wales	Sydney	1992-93	
105	Hogg GB (66*) & Oldroyd BJ (47)	v South Australia	Perth	1995-96	Rec
102	Hogan TG (70) & Boyd DL (42)	v Victoria	Perth	1981-82	Rec
88	Edwards R (33) & Lock GAR (66)	v Queensland	Brisbane	1966-67	
84	Serjeant CS (144*) & Zoehrer TJ (25)	v South Australia	Adelaide	1980-81	
52	Macleay KH (83*) & Boyd DL (37)	v Tasmania	Perth	1981-82	Rec

#### TENTH WICKET

91	Brayshaw IJ(81) & Gannon J(18*)	v Queensland	Brisbane	1969-70	Rec
85*	Inverarity RJ (177) & Massie RAL (12*)	v South Australia	Perth	1965-66	Rec
82	Herzberg S (57*) & Stewart J (51)	v New South Wales	Sydney	1992-93	Rec
55	Buggins BL (60*) & Bevan HG (26)	v Victoria	Melbourne	1961-62	Rec
41*	Macleay KH (41*) & Lillee DK (22*)	v Tasmania	Devonport	1982-83	Rec

\* Denotes unfinished

Rec - Denotes highest record against each State

## INTERSTATE ONE DAY

The interstate one day competition commenced in the 1969-70 season with the six Australian states competing and New Zealand entering at the semi-final stage.

In the early years of the competition it was played as a 40, eight-ball overs a side knock-out. New Zealand was successful in the first year, defeating Victoria in the final. They won three finals in the first six years before dropping out of the competition at the end of the 1974-75 season.

Subsequent modifications to the rules saw the overs increased to 50, six-ball overs a side, in 1978-79. Further changes in format have been introduced over the years until the present-day competition of preliminary round matches to establish qualifying finalists and eventually two grand finalists.

Western Australia has played in 217 matches and has won the competition on 11 occasions.

### WA in Interstate One Day Competition

OPPONENTS	WON	LOST	TIE	ABND	TOTAL
Victoria	30	11	-	1	42
South Australia	27	18	-	-	45
Tasmania	26	10	-	1	37
New South Wales	21	23	1	-	45
Queensland	21	19	-	2	42
Canberra	3	-	-	-	3
New Zealand	2	1	-	-	3

### Competition Winners

1969-70	New Zealand	1989-90	Western Australia
1970-71	Western Australia	1990-91	Western Australia
1971-72	Victoria	1991-92	New South Wales
1972-73	New Zealand	1992-93	New South Wales
1973-74	Western Australia	1993-94	New South Wales
1974-75	New Zealand (did not compete after 1974-75)	1994-95	Victoria
1975-76	Queensland	1995-96	Queensland
1976-77	Western Australia	1996-97	Western Australia
1977-78	Western Australia	1997-98	Queensland
1978-79	Tasmania	1998-99	Victoria
1979-80	Victoria	1999-00	Western Australia
1980-81	Queensland	2000-01	New South Wales
1981-82	Queensland	2001-02	New South Wales
1982-83	Western Australia	2002-03	New South Wales
1983-84	South Australia	2003-04	Western Australia
1984-85	New South Wales	2004-05	Tasmania
1985-86	Western Australia	2005-06	New South Wales
1986-87	South Australia	2006-07	Queensland
1987-88	New South Wales	2007-08	Tasmania
1988-89	Queensland	2008-09	Queensland

### SUMMARY OF COMPETITION WINNERS

Western Australia	11
New South Wales	9
Queensland	7
Victoria	4
New Zealand	3
South Australia	2
Tasmania	3
Canberra	-

### WESTERN AUSTRALIA v NEW SOUTH WALES

	WA	NSW
1971-72	Sydney 4/209	205 WA 6 wkts
1973-74	Sydney 6/263	9/262 WA 4 wkts
1977-78	Perth 6/169	168 WA 4 wkts
1979-80	Sydney (SF) 138	7/256 NSW 118 runs
1981-82	Perth (SF) 186	5/245 NSW 59 runs
1982-83	Sydney 4/167	166 WA 6 wkts
1982-83	Perth (F) 6/198	4/195 WA 4 wkts
1983-84	Sydney (SF) 5/230	184 WA 46 runs
1984-85	Perth 189	203 NSW 14 runs
1985-86	Sydney 7/234	5/235 NSW 1 run
1986-87	Perth 9/243	6/243 tied
1988-89	Perth 7/173	170 WA 3 wkts
1989-90	Perth 6/252	5/248 WA 4 wkts
1990-91	Perth (F) 3/236	7/235 WA 7 wkts
1991-92	Perth (F) 130	9/199 NSW 69 runs
1992-93	Perth 2/207	8/206 WA 8 wkts
1993-94	Sydney 162	4/163 NSW 6 wkts
1993-94	Sydney (F) 9/218	4/264 NSW 46 runs
1994-95	Sydney 4/117	116 WA 6 wkts
1995-96	Perth 8/200	3/201 NSW 7 wkts
1995-96	Sydney (SF) 7/211	210 WA 3 wkts
1996-97	North Sydney 6/246	7/242 WA 4 wkts
1997-98	Perth 185	3/283 NSW 98 runs
1998-99	Sydney 175	6/230 NSW 55 runs
1999-00	Perth 4/246	249 WA 6 wkts (Rev Target)
2000-01	Perth 5/325	253 WA 72 runs
2000-01	North Sydney 242	8/302 NSW 60 runs
2000-01	Perth (F) 7/272	4/276 NSW 6 wkts
2001-02	Sydney 8/259	5/260 NSW 5 wkts
2001-02	Perth 264	9/267 NSW 3 runs
2002-03	Coffs Harbour 3/147	146 WA 7 wkts
2002-03	Perth 203	4/204 NSW 6 wkts
2002-03	Perth (F) 207	3/211 NSW 7 wkts
2003-04	North Sydney 5/280	6/249 NSW 4 wkts (D/L)
2003-04	Perth 237	214 WA 23 runs
2004-05	North Sydney 5/328	6/325 WA 3 runs
2004-05	Perth 207	7/209 NSW 3 wkts
2005-06	Perth 284	8/309 NSW 25 Runs
2005-06	Drummoyne 247	8/246 WA 1 Run
2006-07	Sydney 266	267 NSW 1 run
2006-07	Perth 2/210	209 WA 8 wkts
2007-08	Perth 9/268	8/267 WA 1 run
2007-08	Sydney 193	7/244 NSW 51 runs
2008-09	Perth 214	9/220 NSW 6 runs
2008-09	Sydney 8/177	5/137 NSW 5 wkts (D/L)

### WESTERN AUSTRALIA v QUEENSLAND

	WA	QLD
1970-71	Melbourne (F) 170	79 WA 91 runs
1974-75	Perth 4/171	9/168 WA 6 wkts
1975-76	Brisbane (F) 232	7/236 QLD 4 runs
1976-77	Perth 77	62 WA 15 runs
1980-81	Brisbane (F) 116	9/188 QLD 72 runs
1981-82	Brisbane 8/148	4/149 QLD 6 wkts
1985-86	Brisbane (SF) 3/214	212 WA 7 wkts
1988-89	Perth (SF) 6/222	8/238 QLD 16 runs
1989-90	Perth (SF) 4/203	202 WA 6 wkts
1990-91	Perth (SF) 1/220	7/219 WA 9 wkts
1991-92	Perth (SF) 9/166	- Abandoned
1992-93	Brisbane 221	4/222 QLD 6 wkts
1993-94	Brisbane 254	6/283 QLD 29 runs
1994-95	Perth 9/242	9/241 WA 1 run
1995-96	Perth 229	237 QLD 8 runs
1995-96	Brisbane (F) 166	6/167 QLD 4 wkts
1996-97	Brisbane 6/218	214 WA 4 wkts
1996-97	Perth (F) 2/149	148 WA 8 wkts
1997-98	Brisbane 9/210	9/209 WA 1 wkt
1997-98	Perth (SF) 6/283	7/284 QLD 3 wkts
1998-99	Perth 262	6/267 QLD 5 runs
1999-00	Brisbane 6/264	260 WA 4 wkts
1999-00	Perth (F) 6/301	256 WA 45 runs

2000-01	Perth	-	1/20	Abandoned
2000-01	Brisbane	241	8/306	QLD 65 runs
2001-02	Brisbane	7/189	3/191	QLD 7 wks
2001-02	Perth	7/237	195	WA 42 runs
2002-03	Brisbane	4/127	190	WA 6 wks (D/L System)
2002-03	Perth	7/226	4/227	QLD 6 wks
2003-04	Perth	3/298	5/297	WA 7 wks
2003-04	Brisbane	198	4/405	QLD 207 runs
2003-04	Brisbane (F)	6/248	244	WA 4 wks
2004-05	Perth	2/280	7/291	QLD 11 runs
2004-05	Brisbane	9/210	153	WA 57 runs
2005-06	Brisbane	226	8/231	QLD 2 wks
2005-06	Perth	4/199	7/197	WA 6 wks
2006-07	Perth	6/340	259	WA 81 runs
2006-07	Brisbane	8/190	3/158	QLD 2 runs (D/L)
2007-08	Perth	144	8/148	QLD 2 wks
2007-08	Brisbane	9/242	111	WA 131 runs
2008-09	Perth	5/157	7/140	WA 5 wks
2008-09	Brisbane	226	4/287	QLD 61 runs

#### WESTERN AUSTRALIA v SOUTH AUSTRALIA

	WA	SA	
1969-70	Perth	8/188	8/187 WA 2 wks
1971-72	Adelaide	6/211	7/213 SA 3 wks
1972-73	Perth	171	9/204 SA 33 runs
1974-75	Perth	4/182	8/180 WA 6 wks
1976-77	Adelaide	6/211	6/207 WA 4 wks
1979-80	Adelaide	9/219	184 WA 35 runs
1980-81	Perth	3/178	7/176 WA 7 wks
1982-83	Perth	8/158	157 WA 2 wks
1983-84	Perth	3/112	6/136 WA superior run rate
1983-84	Adelaide (F)	9/248	6/256 SA 8 runs
1984-85	Adelaide (SF)	173	6/296 SA 123 runs
1985-86	Adelaide	8/200	8/199 WA 2 wks
1987-88	Perth	7/225	6/299 SA 4 wks
1989-90	Perth (F)	3/88	87 WA 7 wks
1990-91	Perth	5/277	2/115 WA superior run rate
1991-92	Adelaide	4/168	167 WA 6 wks
1992-93	Adelaide	4/176	9/173 WA 6 wks
1993-94	Perth	4/281	9/260 WA 21 runs
1993-94	Adelaide (QF)	7/248	197 WA 51 runs
1994-95	Adelaide	213	6/214 SA 4 wks
1994-95	Perth (QF)	4/280	6/281 SA 4 wks
1995-96	Adelaide	8/160	4/163 SA 6 wks
1996-97	Perth	210	171 WA 39 runs
1997-98	Perth	5/285	149 WA 136 runs
1998-99	Adelaide	200	5/241 SA 41 runs
1999-00	Perth	269	7/302 SA 33 runs
1999-00	Perth (SF)	7/246	217 WA 29 runs
2000-01	Perth	5/233	6/230 WA 3 runs
2000-01	Adelaide	7/258	7/260 SA 2 runs
2001-02	Perth	5/269	213 WA 56 runs
2001-02	Adelaide	9/238	7235 WA 1 wkt
2002-03	Perth	222	5/233 SA 11 runs
2002-03	Adelaide	2/171	170 WA 8 wks
2003-04	Perth	5/293	194 WA 99 runs
2003-04	Adelaide	3265	7/262 WA 7 wks
2004-05	Adelaide	262	255 WA 7 runs
2004-05	Perth	162	8/260 SA 98 runs
2005-06	Adelaide	4/193	190 WA 6 Wkts
2005-06	Perth	163	9/271 SA 108 runs
2006-07	Perth	9/209	205 WA 1 wkt
2006-07	Adelaide	7/200	7/201 SA 3 wks
2007-08	Adelaide	6/305	2/308 SA 8 wks
2007-08	Perth	259	3/329 SA 70 runs
2008-09	Adelaide	5/272	6/270 WA 5 wks
2008-09	Bunbury	148	2/150 SA 8 wks

#### WESTERN AUSTRALIA v TASMANIA

	WA	TAS	
1970-71	Launceston	218	205 WA 13 runs
1977-78	Perth (F)	3/185	9/184 WA 7 wks
1978-79	Hobart (F)	133	6/180 TAS 47 runs
1979-80	Sydney	8/209	7/172 WA 37 runs
1980-81	Hobart	8/203	144 WA 59 runs
1981-82	Perth	3/215	9/202 WA 13 runs
1984-85	Perth	5/218	172 WA 46 runs
1986-87	Perth (SF)	5/266	6/271 TAS 4 wks
1988-89	Hobart	2/125	121 WA 8 wks
1989-90	Perth	6/250	6/249 WA 4 wks
1991-92	Perth	0/125	121 WA 10 wks
1992-93	Perth	8/218	3/219 TAS 7 wks

1993-94	Perth	8/209	6/208 WA 2 wks
1994-95	Hobart	9/240	6/209 WA 31 runs
1995-96	Perth	7/207	7/204 WA 3 wks
1996-97	Hobart	222	196 WA 26 runs
1997-98	Hobart	6/310	91 WA 219 runs
1998-99	Perth	5/211	5/209 WA 5 wks
1999-00	Hobart	182	7/233 TAS 46 runs (Rev Target)
2000-01	Hobart	8/246	6/244 WA 2 runs
2000-01	Perth	7/270	206 WA 64 runs
2001-02	Perth	6/195	5/196 TAS 5 wks
2001-02	Hobart	5/245	7/241 WA 5 wks
2002-03	Perth	7/216	174 WA 42 runs
2002-03	Hobart	5/249	7/245 WA 5 wks
2003-04	Perth	7/197	9/193 WA 3 wks
2003-04	Hobart	0/6	8/215 Abandoned
2004-05	Perth	208	5/270 TAS 62 runs
2004-05	Devonport	182	8/185 TAS 2 wks
2005-06	Perth	7/262	7/263 TAS 3 Wkts
2005-06	Devonport	6/236	223 WA 13 Runs
2006-07	Perth	221	8/264 TAS 43 runs
2006-07	Hobart	3/286	277 WA 9 runs
2007-08	Perth	2/185	8/181 WA 8 wks
2007-08	Hobart	6/227	7/229 TAS 3 wks
2008-09	Perth	6/217	9/222 WA 4 wks (Rev Target)
2008-09	Hobart	7/255	8/254 WA 3 wks

#### WESTERN AUSTRALIA v VICTORIA

	WA	VIC	
1969-70	Melbourne	59	157 VIC 98 runs
1973-74	Perth	6/119	117 WA 4 wks
1975-76	Perth	7/195	8/193 WA 3 wks
1976-77	Melbourne (F)	9/165	164 WA 1 wkt
1978-79	Perth	6/215	7/214 WA 1 run
1979-80	Perth	4/192	9/190 WA 6 wks
1980-81	Perth	8/214	187 WA 27 runs
1981-82	St Kilda	8/172	171 WA 2 wks
1982-83	Perth (SF)	7/115	112 WA 3 wks
1983-84	Perth	7/235	4/234 WA 3 wks
1985-86	Melbourne (F)	167	148 WA 19 runs
1986-87	Perth	7/248	8/174 WA 74 runs
1987-88	Perth	170	168 WA 2 runs
1990-91	Perth	7/284	5/282 WA 3 wks
1992-93	Perth	0/135	132 WA 10 wks
1992-93	Melbourne (QF)	109	9/187 VIC 78 runs
1993-94	Melbourne	7/173	123 WA 50 runs
1994-95	Perth	177	4/178 VIC 6 wks
1995-96	Melbourne	5/181	180 WA 5 wks
1996-97	Perth	5/146	143 WA 5 wks
1996-97	Perth (SF)	7/193	8/191 WA 3 wks
1997-98	Melbourne	1/188	5/233 VIC superior run rate
1998-99	Perth	6/158	dnb Abandoned
1999-00	Melbourne	5/239	210 WA 29 runs
2000-01	Perth	9/230	223 WA 7 runs
2000-01	Melbourne	3/186	183 WA 7 wks
2001-02	Melbourne	200	6/210 VIC 10 runs
2001-02	Perth	7/234	118 WA 116 runs
2002-03	Melbourne	8/261	237 WA 24 runs
2002-03	Perth	5/270	244 WA 26 runs
2003-04	Perth	5/270	169 WA 101 runs
2003-04	Melbourne	8/251	8/252 VIC 2 wks
2004-05	St Kilda	7/128	3/103 WA 7 runs
2004-05	Perth	7/204	177 WA 27 runs
2005-06	Perth	5/224	222 WA 5 wks
2005-06	St Kilda	6/247	2/51 VIC 8 wks
2006-07	Perth	260	9/249 WA 11 runs
2006-07	Shepparton	234	6/237 VIC 4 wks
2007-08	Melbourne	269	8/222 WA 47 runs
2007-08	Perth	9/225	8/226 VIC 2 wks
2008-09	Perth	6/263	6/265 VIC 4 wks
2008-09	Melbourne	198	6/199 VIC 4 wks

#### WESTERN AUSTRALIA v NEW ZEALAND

	WA	NZ	
1970-71	Perth	7/123	120 WA 3 wks
1973-74	Melbourne (F)	3/151	150 WA 7 wks
1974-75	Melbourne (F)	76	2/77 NZ 8 wks

#### WESTERN AUSTRALIA v ACT

	WA	ACT	
1997-98	Perth	6/278	126 WA 152 runs
1998-99	Canberra	8/214	165 WA 49 runs
1999-00	Perth	4/230	9/226 WA 6 wks

# INTERSTATE ONE DAY RECORDS

BATTING									
Player	Matches	Inns	NO	HS	Runs	Ave	100	50	Ct/St
Alderman TM	35	10	6	2*	11	2.75	-	-	7
Allen JM	1	1	1	12*	12	-	-	-	-
Andrews WS	34	26	7	72	630	33.15	-	5	12
Angel J	74	16	6	19*	65	6.50	-	-	6
Atkinson MP	27	18	4	31	135	9.64	-	-	9
Baker DJ	9	3	2	21*	32	32.00	-	-	1
Baker RM	27	25	7	55	360	20.00	-	1	11
Bandy DC	13	11	6	54	203	40.60	-	1	7
Boyd DL	9	6	2	13*	26	6.50	-	-	-
Brayshaw IJ	19	13	2	58*	245	22.27	-	2	3
Brayshaw JA	3	2	1	4	7	7.00	-	-	2
Breman TG	3	2	1	10	11	11.00	-	-	1
Bush GEW	1		did	not	bat				
Campbell RJ	71	69	1	108	1536	22.29	1	6	91/6
Capes PA	11	2	1	12	21	21.00	-	-	2
Cary SR	14	3	3	7*	8	-	-	-	1
Casson B	18	8	2	18	47	7.83	-	-	3
Chadwick D	7	7	-	24	86	12.29	-	-	3
Charlesworth RI	12	12	1	33	154	14.00	-	-	5
Clark MW	12	4	2	27	58	0.29	-	-	-
Clark WM	25	11	4	8*	21	3.00	-	-	5
Clements SC	7	7	-	35	123	17.57	-	-	2
Clough PM	3	1	1	12*	12	-	-	-	1
Coetzee JP	3	3	-	39	47	15.67	-	-	-
Coulson CE	5	3	2	4*	4	4.00	-	-	-
Cox MJ	4	3	-	38	61	30.33	-	-	10
Daniel WW	1		did	not	bat				-
Davis LM	3	3	-	54	74	24.67	-	1	1
Davis PJ	5	4	1	12	25	8.33	-	-	1
Dighton MG	5	5	1	18	28	7.00	-	-	-
Dorey BR	31	22	4	45	198	11.00	-	-	10
Doropoulos TP	13	13	1	92	351	29.25	-	3	6
Duperouzel B	1		did	not	bat				-
Edmondson BM	26	15	10	16*	38	7.60	-	-	2
Edwards R	14	14	2	45*	224	18.67	-	-	14
Edwards WJ	7	7	-	54	180	25.71	-	2	2
Ervine SM	13	11	2	134*	291	32.33	1	-	4
Fitzgerald DA	1	1	-	32	32	32.00	-	-	-
Gannon JB	9	3	2	3*	4	4.00	-	-	5
Gartrell RB	2	2	1	14*	15	15.00	-	-	2
Gilchrist AC	42	39	3	131	1196	33.22	3	7	74/7
Gillies WS	6	4	-	10	23	5.75	-	-	4
Glew SA	1	1	-	2	2	2.00	-	-	-
Gonnella P	8	7	2	52	180	36.00	-	1	1
Goodwin MW	50	46	7	167	1465	37.56	1	10	17
Graf SF	3	2	2	37*	46	-	-	-	1
Hanna BL	3	3	-	8	8	2.67	-	-	-
Harvey KM	79	57	18	53*	806	20.67	-	-	-
Heal AK	21	15	3	50	215	17.92	-	1	3
Henderson P	1	1	1	2*	2	-	-	-	-
Hill WD	1	-	-	-	-	-	-	-	1
Hogan TG	16	8	4	25*	75	18.75	-	-	4
Hogg GB	78	63	22	59	1178	28.73	-	2	32
Hubble JM	1	1	1	0*	0	-	-	-	-
Hughes KJ	28	28	1	69	562	20.81	-	4	9
Hussey MEK	82	77	10	106	2685	40.07	3	21	42
Inness MWVH	2	1	1	0*	0	-	-	-	2
Inverarity RJ	19	18	4	90	458	32.71	-	4	14
Ireland GJ	2	2	-	10	18	9.00	-	-	-
Irvine JT	2	2	-	50	87	43.50	-	1	1
Johnson MA	2	2	-	12	12	6.00	-	-	2
Johnston MJ	7	6	2	44	147	36.75	-	-	-
Julian BP	54	44	5	48*	524	13.44	-	-	16
Karpainen SJ	11	6	3	23	56	18.67	-	-	5
Katich SM	37	37	2	118	1178	33.66	2	7	10
Kelly RC	3	3	-	20	52	17.33	-	-	2
Kelly TP	3	-	-	-	-	-	-	-	-
Knowles BA	2	1	-	23	23	23.00	-	-	-

Laird BM	23	23	-	62	486	21.13	-	3	10
Langer JL	100	96	9	146	3372	38.76	7	24	47
Langer RS	13	12	2	99*	258	25.80	-	1	6
Lavender MP	21	20	-	100	742	37.10	1	6	8
Lillee DK	26	17	3	32	117	8.35	-	-	5
Lilly KE	1		did	not	bat				
Lock GAR	5	3	-	1	1	0.33	-	-	2
MacGill TMD	1	1	-	13	13	13.00	-	-	-
Macleay KH	37	28	9	39	335	17.63	-	-	4
Mack CD	1		did	not	bat				
Magoffin SJ	34	22	12	24	147	14.70	-	-	11
Malone MF	17	14	7	47*	176	25.14	-	-	4
Mann AL	12	9	2	59*	160	22.85	-	1	5
Marks VJ	2	1	-	19	19	19.00	-	-	-
Marsh GR	38	37	7	110	1596	53.20	3	12	21
Marsh MR	2	2	-	10	17	8.50	-	-	2
Marsh RW	33	30	6	99*	762	31.75	-	5	50/1
Marsh SE	41	39	2	103	1150	31.08	1	7	8
Martyn DR	58	54	7	140	2217	47.17	4	16	19
Mason MS	2	1	-	2	2	2.00	-	-	1
Massie RAL	8	4	3	1	1	1.00	-	-	-
Matthews CD	15	9	2	29	79	11.29	-	-	1
McAullay KJ	5	4	-	74	127	31.75	-	1	1
McCague MJ	4	2	-	1	1	0.50	-	-	1
McEwan KS	8	8	1	99	230	32.86	-	2	3
McKenzie GD	5	3	1	25	32	16.00	-	-	-
McLauchlan DJ	5	3	-	18	22	7.33	-	-	2
McPhee MW	13	13	1	97	485	40.41	-	4	5
Meuleman RD	3	3	-	49	66	22.00	-	-	1
Meuleman SW	16	14	-	71	389	27.78	-	2	5
Millar GA	3	2	-	30	31	15.50	-	-	2
Moody TM	75	71	12	102*	2004	33.96	2	14	27
Mullally AD	2		did	not	bat				1
Mullooly TC	1		did	not	bat				
Nicholls PA	2	2	-	34	38	19.00	-	-	-
Nicholson MJ	10	7	3	21	56	14.00	-	-	3
Nikitaras S	10	2	1	1	6	6.00	-	-	2
North MJ	59	56	9	134*	1904	40.51	3	13	17
Oldroyd BJ	8	2	1	8	8	8.00	-	-	2
O'Neill MD	4	3	-	52	58	19.33	-	1	2
Petrie MJ	2	-	-	-	-	-	-	-	-
Pomersbach LA	22	20	1	87	397	20.89	-	1	10
Porter DN	2	2	1	36*	38	38.00	-	-	1
Porter GD	9	5	1	16	29	7.25	-	-	1
Prindiville TJ	3	3	-	21	27	9.00	-	-	-
Reid BA	23	4	4	13*	14	-	-	-	3
Rogers CJL	45	43	3	117*	1175	29.37	1	5	19
Ronchi L	46	45	2	105	995	23.14	2	6	67/7
Russell RS	3	2	1	34	35	35.00	-	-	1
Serjeant CS	17	16	2	65	503	35.93	-	2	11
Shipperd G	13	13	2	86	470	42.73	-	5	5
Simmons CJ	4	4	-	61	91	22.75	-	1	-
Smith DD	3	3	1	42	43	21.50	-	-	-
Spencer DJ	10	5	1	10	19	4.75	-	-	3
Stewart J	32	18	9	14	78	8.67	-	-	6
Stoinis MP	3	3	-	24	51	17.00	-	-	-
Taylor JJ	7	4	1	34	34	11.33	-	-	1
Thistle MJ	2		did	not	bat				
Thornton BT	1		did	not	bat				
Thorp CD	10	3	2	12	16	16.00	-	-	2
Varis L	4	4	2	19*	45	22.50	-	-	2
Veletta MRJ	42	39	8	105*	1077	34.74	1	8	19/1
Voges AC	45	45	8	104*	1590	42.97	2	13	15
Wates DJ	46	28	14	44*	309	22.07	-	-	8
Watson GD	8	8	1	99	263	37.57	-	2	5
Williams BA	35	12	5	23	88	12.57	-	-	6
Wilson P	19	1	-	5	5	5.00	-	-	6
Wood GM	43	38	2	108*	851	24.31	1	4	13
Worthington PC	24	15	6	50	203	22.55	-	1	5
Wright KJ	4	2	1	12*	15	15.00	-	-	8/1
Yardley B	22	17	4	59*	289	22.23	-	1	6
Zoehrer TJ	36	23	6	61	441	25.94	-	2	40/3

## CENTURIES

167	Goodwin MW	v New South Wales	Perth	2000-01	107	Langer JL	v NSW	Sydney	2001-02
146	Langer JL	v South Australia	Perth	1999-00	106	Langer JL	v Queensland	Perth	2003-04
140	Martyn DR	v Tasmania	Hobart	1997-98	106	Hussey MEK	v New South Wales	N Sydney	2003-04
134*	North MJ	v Queensland	Perth	2004-05	105	Langer JL	v Victoria	Melbourne	2007-08
134*	Ervine SM	v South Australia	Adelaide	2007-08	105	Langer JL	v Victoria	Melbourne	2002-03
131	Gilchrist AC	v Queensland	Perth	2006-07	105	Marsh GR	v South Australia	Perth	1987-88
118	Katich SM	v Victoria	Perth	2001-02	105*	Veletta MRJ	v Queensland	Brisbane	1985-86
117*	Rogers CJL	v Queensland	Perth	2003-04	105	Ronchi L	v New South Wales	Perth	2006-07
116	Katich SM	v South Australia	Perth	1999-00	104	Ronchi L	v New South Wales	Perth	2007-08
115	Gilchrist AC	v Queensland	Brisbane	1999-00	104	Marsh GR	v Tasmania	Perth	1984-85
115	Langer JL	v Victoria	Perth	2003-04	104*	Voges AC	v South Australia	Adelaide	2008-09
115*	North MJ	v Tasmania	Hobart	2006-07	104*	North MJ	v Tasmania	Hobart	2008-09
114*	Langer JL	v Tasmania	Perth	2002-03	103	Marsh SE	v New South Wales	Sydney	2007-08
114*	Martyn DR	v South Australia	Perth	1994-95	103*	Hussey MEK	v Tasmania	Hobart	2000-02
110	Marsh GR	v South Australia	Perth	1990-91	102*	Moody TM	v Tasmania	Perth	1989-90
110	Martyn DR	v Victoria	Perth	2005-06	102*	Moody TM	v South Australia	Perth	1996-97
108	Martyn DR	v Tasmania	Perth	2001-02	100	Lavender MP	v South Australia	Perth	1994-95
108	Campbell RJ	v Queensland	Perth	1999-00	100*	Hussey MEK	v Victoria	Melbourne	1999-00
108*	Wood GM	v Tasmania	Perth	1977-78	100*	Voges AC	v NSW	N Sydney	2004-05

## CENTURY PARTNERSHIPS

257	Goodwin MW (167) & Hussey MEK (94)	v New South Wales	Perth	2000-01
188*	Langer JL (83*) & Martyn DR (99*)	v Victoria	Melbourne	1997-98
173*	Hussey MEK (100*) & Hogg GB (53*)	v Victoria	Melbourne	1999-00
172	Shipperd G (86) & Langer RS (99*)	v Tasmania	Perth	1981-82
171	McPhee MW (89*) & Marsh GR (82)	v Queensland	Perth	1990-91
167	Katich SM (118) & Hussey MEK (61)	v Victoria	Melbourne	2001-02
160	Rogers CJL (117*) & Langer JL (106)	v Queensland	Perth	2003-04
157	Rogers CJL (75) & Hussey MEK (106)	v New South Wales	North Sydney	2003-04
153*	Hussey MEK (84*) & Goodwin MW (80*)	v South Australia	Adelaide	2003-04
151	Meuleman SW (59) & North MJ (72)	v New South Wales	N Sydney	2004-05
149	Martyn DR (78) & Langer JL (86)	v Canberra	Perth	1997-98
140	Campbell RJ (108) & Langer JL (42)	v Queensland	Perth	1999-00
137	North MJ (134*) & Goodwin MW (63)	v Queensland	Perth	2004-05
135*	Marsh GR (51*) & Veletta MRJ (72*)	v Victoria	Perth	1992-93
134	Langer JL (75*) & Marsh SE (66)	v Tasmania	Perth	2007-08
134	Hughes KJ (58) & McEwan KS (99)	v Victoria	Perth	1979-80
129	Veletta MRJ (83) & Shipperd G (67)	v New South Wales	Sydney	1983-84
129	Langer JL (87) & Andrews WS (56)	v Queensland	Brisbane	1992-93
126	Gilchrist AC (59) & Moody TM (71*)	v South Australia	Perth	1997-98
125	McPhee MW (59) & Marsh GR (110)	v South Australia	Perth	1990-91
125*	Marsh GR (44*) & Moody TM (69*)	v Tasmania	Perth	1991-92
125	Katich SM (73) & Moody TM (68)	v Tasmania	Hobart	2000-01
124	Johnston MJ (44) & Doropoulos T (75)	v Queensland	Brisbane	2007-08
123	Voges AC (56) & Doropoulos TP (92)	v Tasmania	Perth	2008-09
121	Laird BM (62) & Marsh RW (69)	v Tasmania	Sydney	1979-80
120	McPhee MW (97) & Marsh GR (55)	v South Australia	Perth	1993-94
118	Watson GD (99) & Inverarity RJ (40)	v South Australia	Adelaide	1971-72
118	Hussey MEK (67) & Goodwin MW (58)	v South Australia	Perth	2003-04
116	Hussey MEK (69) & Ronchi L (75)	v South Australia	Adelaide	2004-05
116*	Voges AC (56*) & Marsh SE (63*)	v South Australia	Adelaide	2005-06
114	McPhee MW (58) & Marsh GR (91*)	v New South Wales	Perth	1990-91
114	Lavender MP (72) & Langer JL (58)	v Victoria	Melbourne	1995-96
113	Wood GM (59) & Marsh GR (73)	v New South Wales	Sydney	1985-86
113	Campbell RJ (57) & Langer JL (57)	v Victoria	Melbourne	2000-01
112	Voges AC (42) & Ervine SM (134*)	v South Australia	Adelaide	2007-08
112	Martyn DR (110) & Voges AC (48*)	v Victoria	Perth	2005-06
111*	Marsh RW (99*) & Yardley B (59*)	v New South Wales	Sydney	1973-74
110*	Marsh GR (91*) & Veletta MRJ (61*)	v New South Wales	Perth	1990-91
110	Ronchi L (105) & JL Langer (22)	v New South Wales	Perth	2006-07
109*	MJ North (115*) & AC Voges (35*)	v Tasmania	Hobart	2006-07
109	Rogers CJ (46) & Ronchi L (65)	v Tasmania	Hobart	2006-07
109*	North MJ (115*) & Pomersbach LA (35*)	v Tasmania	Hobart	2006-07
109	Gilchrist AC (131) & Marsh SE (28)	v Queensland	Perth	2006-07
109	North MJ (69) & Voges AC (104*)	v South Australia	Adelaide	2008-09
107	Moody TM (38) & Veletta MRJ (105*)	v Queensland	Brisbane	1985-86
107	Langer JL (65) & Lavender MP (51)	v Tasmania	Perth	1992-93
107	Hughes KJ (69) & Serjeant CS (49)	v Victoria	Perth	1978-79
107	Wood GM (108*) & Charlesworth RI (33)	v Tasmania	Perth	1977-78
107	Martyn DR (34) & Gilchrist AC (84)	v South Australia	Perth	2001-02
107	Goodwin MW (71) & Hussey MEK (53)	v Tasmania	Perth	2000-01
106	Rogers CJL (65*) & Campbell RJ (38)	v South Australia	Adelaide	2002-03

106	Langer JL (107) & S W Meuleman (47)	v New South Wales	Sydney	2001-02
106*	Gilchrist AC (76*) & Julian BP (48*)	v New South Wales	Sydney	1995-96
106	Gilchrist AC (115) & Katich SM (42)	v Queensland	Brisbane	1999-00
106	North MJ (60) & Martyn DR (74)	v Victoria	St Kilda	2005-06
105	Marsh GR (64) & Moody TM (53)	v Queensland	Perth	1988-89
105	Langer JL (146) & Hogg GB (30)	v South Australia	Perth	1999-00
105	Goodwin MW (59) & Hussey MEK (57)	v Queensland	Brisbane	2000-01
104	Langer JL (115) & Goodwin MW (39)	v Victoria	Perth	2003-04
104	North MJ (64) & Voges AC (104*)	v South Australia	Adelaide	2008-09
103	Katich SM (69) & Goodwin MW (62)	v South Australia	Perth	2000-01
103	Katich SM (72) & Goodwin MW (44)	v New South Wales	NSydney	2000-01
103	Moody TM (78) & Goodwin MW (38)	v New South Wales	Perth	2000-01
102	Ronchi L (57) & Marsh SE (68)	v South Australia	Perth	2007-08
102	Marsh SE (103) & North MJ (48)	v New South Wales	Sydney	2007-08
102	Martyn DR (140) & Hussey MEK (49)	v Tasmania	Hobart	1997-98
102	Rogers CJ (43) & North MJ (55)	v Queensland	Perth	2004-05
102	Langer JL (114*) & Hussey MEK (38)	v Tasmania	Perth	2002-03
100*	Marsh RW (53*) & Brayshaw IJ (42*)	v South Australia	Perth	1974-75
100	Veletta MRJ (52) & Moody TM (81)	v Queensland	Perth	1989-90
100	Lavender MP (90) & Martyn DR (114*)	v South Australia	Adelaide	1994-95

### BOWLING

	Balls	Runs	Wkts	Ave	4WI	Best	Runs / Over
Alderman TM	1938	1169	40	29.22	2	4/14	3.62
Allen JM	60	62	3	20.33	-	3/62	6.20
Andrews WS	464	332	10	33.20	-	2/26	4.29
Angel J	3687	2525	94	26.86	2	5/16	4.11
Atkinson MP	1337	984	34	28.94	1	4/38	4.42
Bandy DC	277	243	6	40.50	-	2/21	5.26
Baker DJ	451	287	15	19.13	1	4/35	3.82
Baker RM	366	323	7	46.14	-	3/25	5.29
Boyd DL	462	275	15	18.33	2	5/15	3.57
Brayshaw IJ	704	416	17	24.47	-	3/28	3.55
Breman TG	168	140	4	35.00	-	2/64	5.00
Bush GEW	24	30	-	-	-	-	7.50
Capes PA	570	387	8	48.37	-	2/46	4.07
Cary SR	657	454	9	50.44	-	2/25	4.15
Casson B	590	453	15	30.20	1	4/31	4.61
Clark MW	609	461	17	27.11	-	3/34	4.54
Clark WM	1404	849	24	35.37	1	4/20	3.63
Clements SC	60	61	1	61.00	-	1/61	6.04
Clough PM	168	130	4	32.50	-	2/36	4.64
Coetzee JP	90	74	1	74.00	-	1/33	4.93
Coulson CE	302	209	5	41.80	-	2/39	4.15
Daniel WW	60	58	-	-	-	-	5.80
Davis PJ	240	228	7	32.57	-	3/49	5.70
Dorey BR	1674	1166	36	32.39	1	5/48	4.18
Doropoulos TP	138	118	1	118.00	-	1/14	5.13
Edmondson BM	1329	1111	39	28.49	2	5/39	5.01
Ervine SM	346	352	9	39.11	1	4/51	6.10
Gannon JB	553	315	13	24.23	1	4/21	3.42
Gillies WS	124	107	3	35.66	-	3/50	5.17
Graf SF	150	113	4	28.25	-	2/26	4.52
Harvey KM	3514	2794	103	27.13	6	4/8	4.77
Heal AK	1033	767	23	33.35	-	3/39	4.45
Henderson P	55	50	-	-	-	-	4.62
Hogan TG	828	562	17	33.05	-	3/25	4.07
Hogg GB	2320	1933	59	32.76	2	4/37	4.99
Hubble JM	64	27	3	9.00	-	3/27	2.53
Hughes KJ	1	2	-	-	-	-	12.00
Hussey MEK	276	329	10	32.90	-	3/52	7.15
Inness MWH	149	113	1	113.00	-	1/36	4.55
Inverarity RJ	459	285	13	21.92	-	3/19	3.73
Julian BP	2434	1779	59	30.15	1	4/43	4.38
Karppinen SJ	438	350	3	116.67	-	2/44	4.79
Katich SM	18	27	-	-	-	-	9.00
Kelly TP	96	112	5	22.40	-	3/31	7.00
Knowles BA	108	85	6	14.17	1	5/62	4.72
Langer RS	80	50	2	25.00	-	2/18	3.75
Lillee DK	1505	766	48	15.95	2	4/21	3.05
Lilly KE	30	19	1	19.00	-	1/19	3.80
Lock GAR	225	163	7	23.29	-	2/14	4.35
Macleay KH	1896	1165	53	21.98	2	5/30	3.68
Mack CD	42	34	2	17.00	-	2/34	4.85
Magoffin S	1837	1390	42	33.09	-	3/29	4.54
Malone MF	946	506	24	21.08	1	4/30	3.21

Mann AL	202	140	4	35.00	-	2/34	4.16
Marks VJ	78	75	-	-	-	-	5.77
Marsh SE	36	31	1	31.00	-	1/14	5.16
Martyn DR	389	294	18	16.33	-	3/3	4.53
Mason MS	122	103	3	34.33	-	2/61	5.06
Massie RAL	482	200	11	18.18	-	2/12	2.49
Matthews CD	693	469	21	22.33	-	3/32	4.06
McLauchlan DJ	286	256	6	42.67	1	4/50	5.37
McCague MJ	137	89	5	17.80	1	4/34	3.90
McKenzie GD	309	115	13	8.85	1	4/13	2.23
Moody TM	3205	2131	71	30.01	1	4/30	4.04
Mullally AD	120	95	3	31.66	-	2/56	4.75
Mullooly TC	64	54	1	54.00	-	1/54	5.06
Nicholls PA	40	28	3	9.33	-	3/28	4.20
Nicholson MJ	332	287	4	71.75	-	2/23	5.19
Nikitaras S	330	312	7	44.57	-	3/30	5.67
North MJ	866	786	23	34.17	-	3/26	5.44
Oldroyd BJ	348	272	6	45.33	-	2/36	4.69
O'Neil MD	91	66	6	11.00	-	3/27	4.35
Petrie M	135	113	2	56.50	-	1/34	5.02
Porter DN	90	50	1	50.00	-	1/40	3.33
Porter GD	518	269	14	19.21	-	3/28	3.11
Prindiville TJ	56	46	1	46.00	-	1/46	4.93
Reid BA	1128	724	28	25.86	1	4/40	3.85
Russell RS	120	121	1	121.00	-	1/40	6.05
Smith DD	104	119	2	59.50	-	1/21	6.86
Spencer DJ	483	412	15	27.47	2	4/35	5.12
Stewart J	1564	1117	36	31.03	-	4/34	4.28
Taylor JJ	357	247	11	22.45	-	3/27	4.15
Thistle MJ	98	86	4	21.50	-	3/32	5.27
Thornton BT	64	44	-	-	-	-	4.13
Thorp CD	536	422	14	30.14	1	4/46	4.72
Varis L	168	93	4	23.25	-	2/26	3.32
Voges AC	790	647	13	49.77	-	3/33	4.91
Wates DJ	2168	1796	47	38.21	-	3/32	4.97
Watson GD	387	272	11	24.73	-	2/31	4.22
Williams BA	1775	1298	59	22.00	5	4/29	4.39
Wilson P	1018	665	13	51.15	-	2/27	3.92
Wood GM	18	16	-	-	-	-	5.33
Worthington PC	1002	909	30	30.30	1	4/36	5.44
Yardley B	1053	676	16	42.25	-	2/30	3.85
Zoehrer TJ	36	30	-	-	-	-	5.00

#### 4 WICKETS IN AN INNINGS

5/15	Boyd DL	v Victoria	Perth	1982-83	4/34	McCague MJ	v Tasmania	Perth	1991-92
5/16	Angel J	v Victoria	Perth	2001-02	4/34	Williams BA	v Victoria	Perth	2002-03
5/30	Macleay KH	v Tasmania	Perth	1984-85	4/35	Baker DJ	v Queensland	Perth	1975-76
5/33	Angel J	v Tasmania	Perth	2002-03	4/35	Boyd DL	v Tasmania	Perth	1981-82
5/39	Edmondson BM	v South Australia	Perth	2006-07	4/35	Harvey KM	v South Australia	Perth	1997-98
5/48	Dorey BR	v Victoria	Melbourne	2008-09	4/35	Spencer DJ	v New South Wales	Perth	2000-01
5/62	Knowles BA	v Tasmania	Hobart	2008-09	4/35	Williams BA	v South Australia	Adelaide	2005-06
4/8	Harvey KM	v Canberra	Perth	1997-98	4/36	Worthington PC	v Queensland	Brisbane	2005-06
4/13	McKenzie GD	v Queensland	Melbourne	1970-71	4/37	Hogg GB	v Victoria	Melbourne	2007-08
4/14	Alderman TM	v South Australia	Perth	1989-90	4/38	Atkinson MP	v New South Wales	Perth	1999-00
4/15	Macleay KH	v New South Wales	Sydney	1982-83	4/40	Alderman TM	v South Australia	Perth	1977-78
4/20	Clark WM	v New South Wales	Perth	1977-78	4/40	Reid BA	v South Australia	Adelaide	1985-86
4/21	Gannon JB	v New Zealand	Perth	1970-71	4/41	Julian BP	v South Australia	Adelaide	2000-01
4/21	Lillee DK	v Queensland	Perth	1976-77	4/43	Julian BP	v Queensland	Perth	1995-96
4/23	Harvey KM	v Tasmania	Hobart	1997-98	4/43	Spencer DJ	v Victoria	Perth	2000-01
4/25	Harvey KM	v Tasmania	Devonport	2004-05	4/44	Williams BA	v South Australia	Perth	2001-02
4/27	Harvey KM	v Queensland	Brisbane	1996-97	4/46	Edmondson BM	v Victoria	Perth	2007-08
4/28	Harvey KM	v Queensland	Brisbane	2003-04	4/46	Thorp CD	v Tasmania	Hobart	2002-03
4/29	Williams BA	v Queensland	Brisbane	2002-03	4/50	McLauchlan DJ	v Tasmania	Hobart	2007-08
4/30	Lillee DK	v South Australia	Adelaide	1979-80	4/50	Hogg GB	v Tasmania	Hobart	2001-02
4/30	Malone MF	v Tasmania	Hobart	1980-81	4/51	Ervine SM	v New South Wales	Sydney	2006-07
4/30	Moody TM	v South Australia	Perth	1996-97	4/57	Williams BA	v New South Wales	Perth	2005-06
4/31	Casson B	v South Australia	Perth	2003-04					

Australia's interstate Twenty20 competition, the KFC Big Bash, began in the summer of 2005-06, with the six states split into two pools of three and playing each other before the top two teams from each pool met in the final.

Each state would play four matches in the 2006-07 competition, but as the tournament's popularity and status grew, so too did the demand for more games, and since 2007-08 all states have played each other once in the preliminary rounds.

There has been added spice to the Big Bash in recent years since the introduction of a Champions League Twenty20 tournament, fought out between the leading domestic Twenty20 teams from around the world. The finalists from the KFC Twenty20 Big Bash automatically qualify for the lucrative Champions League.

Victoria is the dominant force in Australian Twenty20 cricket, winning the first three KFC Big Bash tournaments before going down in a last-ball thriller in last summer's final against New South Wales. Western Australia hosted the 2007-08 final at the WACA Ground, but suffered a 32-run defeat at the hands of the Bushrangers.

### WA in Twenty20 Domestic Competition

OPPONENTS	WON	LOST	TOTAL
Victoria	1	4	5
South Australia	3	1	4
New South Wales	3	-	3
Tasmania	1	2	3
Queensland	1	1	2

### Competition Winners

2005-06	Victoria
2006-07	Victoria
2007-08	Victoria
2008-09	New South Wales

#### WESTERN AUSTRALIA v VICTORIA

	WA	VIC	
2005-06	Perth 9/161	9/163	VIC 2 runs
2006-07	Melbourne 6/201	5/206	VIC 5 wkts
2007-08	Perth 5/187	9/186	WA 5 wkts
2007-08	Perth (F) 171	8/203	VIC 32 runs
2008-09	Melbourne 105	7/183	VIC 78 runs

#### WESTERN AUSTRALIA v SOUTH AUSTRALIA

	WA	SA	
2005-06	Adelaide 6/174	120	WA 54 runs
2006-07	Perth 4/193	138	WA 55 runs
2007-08	Adelaide 5/98	97	WA 5 wkts
2008-09	Adelaide 6/121	182	SA 35 runs (D/L)

#### WESTERN AUSTRALIA v NEW SOUTH WALES

	WA	NSW	
2006-07	Perth 4/194	8/168	WA 26 runs
2007-08	Sydney 4/160	7/159	WA 6 wkts
2008-09	Sydney 5/149	5/148	WA 5 wkts

#### WESTERN AUSTRALIA v TASMANIA

	WA	TAS	
2006-07	Hobart 8/123	4/208	TAS 85 runs
2007-08	Perth 4/188	5/189	TAS 5 wkts
2008-09	Perth 7/132	128	WA 3 wkts

#### WESTERN AUSTRALIA v QUEENSLAND

	WA	QLD	
2007-08	Perth 6/157	9/154	WA 4 wkts
2008-09	Perth 127	3/189	QLD 62 runs



BATTING									
Player	Matches	Inns	NO	HS	Runs	Ave	100	50	Ct/St
Allenby J	1	1	-	4	4	4.00	-	-	2
Bandy DC	12	11	5	52*	140	23.33	-	1	5
Campbell RJ	2	2	-	55	56	28.00	-	1	1
Casson B	1	-	-	-	-	-	-	-	-
Coetzee JP	1	1	1	23*	23	-	-	-	1
Davis LM	4	4	-	24	49	12.25	-	-	-
Dorey BR	16	6	2	14*	20	5.00	-	-	7
Doropoulos TP	10	9	2	43	148	21.14	-	-	7
Edmondson BM	12	4	3	2*	5	5.00	-	-	-
Ervine SM	8	7	3	56*	65	16.25	-	1	6
Gul Umar	5	4	2	8	18	9.00	-	-	5
Heal AK	12	6	2	13	48	12.00	-	-	4
Hogg GB	4	2	1	26	32	32.00	-	-	2
Inness MWH	2	-	-	-	-	-	-	-	-
Johnson MA	2	2	1	8*	11	11.00	-	-	-
Johnston MJ	2	2	1	17	24	24.00	-	-	-
Kelly TP	1	-	-	-	-	-	-	-	1
MacDonald TP	3	1	1	8*	8	-	-	-	-
Magoffin SJ	2	-	-	-	-	-	-	-	-
Marsh SE	14	14	1	86	415	31.92	-	3	6
Martyn DR	1	1	-	36	36	36.00	-	-	1
McLauchlan DJ	6	1	-	2	2	2.00	-	-	2
Meuleman SW	1	1	-	46	46	46.00	-	-	-
North MJ	10	10	1	59	221	24.56	-	1	1
Pomersbach LA	12	12	1	79	276	25.09	-	1	3
Rogers CJL	1	1	-	16	16	16.00	-	-	-
Ronchi L	15	15	-	76	285	19.00	-	2	14/7
Simmons CJ	4	4	1	31*	71	17.75	-	-	-
Voges AC	17	17	2	74	470	31.33	-	2	2
Wates DJ	1	-	-	-	-	-	-	-	1
Worthington PC	5	4	2	6*	14	7.00	-	-	1

BOWLING						
	Balls	Runs	Wkts	Ave	Best	Runs / Over
Bandy DC	168	247	9	27.44	2/26	8.82
Campbell RJ	24	33	2	16.50	2/26	8.25
Casson B	12	16	-	-	-	8.00
Dorey BR	372	487	21	23.19	3/19	7.85
Doropoulos TP	6	22	1	22.00	1/22	22.00
Edmondson BM	274	371	18	20.61	4/14	8.15
Ervine SM	42	83	-	-	-	11.86
Gul Umar	116	147	12	12.25	4/15	7.54
Heal AK	274	341	14	24.35	2/18	7.46
Hogg GB	90	113	8	14.12	3/19	7.53
Inness MWH	48	74	4	18.50	2/22	9.25
Johnston MJ	6	5	2	2.50	2/5	5.00
MacDonald TP	66	66	3	22.00	1/18	6.00
Magoffin SJ	30	56	-	-	-	11.20
Marsh SE	6	11	-	-	-	11.00
McLauchlan DJ	138	192	5	38.40	1/22	8.35
North MJ	126	146	5	29.20	2/19	6.95
Voges AC	129	203	7	29.00	1/2	9.44
Wates DJ	12	23	-	-	-	11.50
Worthington PC	78	129	4	32.25	2/36	9.92

## FIRST GRADE - BATTING AVERAGE

Name	Inn	No.	H.S	Runs	Ave
G Dixon (WA)	17	2	159*	933	62.20
M Marsh (FR)	9	-	208	542	60.22
M Johnston (WI)	15	2	119*	773	59.46
J Coetzee (SC)	18	4	108	800	57.14
J Vince (ME)	11	2	111*	465	51.67
K Elliot (WI)	17	1	163*	803	50.19
C King (UN)	9	2	101*	329	47.00
L Davis (BM)	12	-	110	552	46.00
C Simmons (FR)	13	1	126	552	46.00
J Cameron (UN)	14	-	119	636	45.43
J Fawcett (WA)	15	1	115	634	45.29
T Kelly (CN)	10	4	83*	267	44.50
J Mangan (UN)	14	3	131*	489	44.45
A Heal (RM)	9	-	125	394	43.78
S Glew (SF)	18	-	121	778	43.22
M Birrell (BM)	19	2	153	717	42.18
C Hansberry (SF)	18	2	76*	665	41.56
M Yardy (P)	15	1	100	581	41.50
M Swart (JO)	17	2	142	618	41.20
C Mason (CN)	14	2	98*	494	41.17
S Walters (P)	15	2	109*	517	39.77
L Towers (ME)	19	2	82	674	39.65
D Bandy (SC)	13	1	113*	474	39.50
H Brown (SP)	21	3	175*	700	38.89
D Brownlie (ML)	15	-	115	583	38.87
W Robinson (CN)	10	1	130*	364	38.44
D Richards (WA)	14	1	104	499	38.38
M Johnson (SC)	19	2	98	652	38.35
P Horton (GO)	18	2	115*	607	37.94
A Malajczuk (SF)	19	1	140	682	37.89
J Boyland (JO)	17	3	84*	524	37.43
J Allenby (CN)	13	3	108*	371	37.10
B Lillis (ME)	17	3	114	512	36.57
L Ronchi (P)	8	1	93	256	36.57
D Porter (ME)	17	3	141*	511	36.50
M Hood (SP)	19	2	64	618	36.35
R Phillimore (BM)	8	-	110	286	35.75
A Barranca (P)	18	4	82*	493	35.21
T King (CN)	17	4	138	444	34.15
P Adams (BM)	17	5	128*	396	33.00
B Howell (JO)	17	1	92	516	32.25
C Bond (WI)	14	3	97	354	32.18
R Richards (JO)	14	-	115	448	32.00
G Rees (CN)	16	3	88	416	32.00
B Wright (RM)	14	3	88*	352	32.00
R O'Connell (C-N/Will)	18	2	74	507	31.68
B Silvey (WI)	16	5	88*	339	30.82
T Maynard (GO)	13	-	74	400	30.77
M Penter (UN)	16	1	111	451	30.00
A Murphy (SF)	19	-	105	570	30.00
T Monteleone (SF)	18	2	155	480	30.00
A Brunner (SP)	19	1	169	539	29.94
F Grobler (SP)	15	1	64	416	29.71
A Del Borrello (WA)	13	3	48	295	29.50
M Milton (FR)	14	1	70	382	29.38
P Molinari (UN)	14	3	56	393	29.36
L Powis (SP)	15	-	85	434	28.93
V Paver (UN)	10	-	102	288	28.80

A Cameron (UN)	15	-	131	429	28.60
B Sutton (RM)	16	-	83	452	28.25
T Doropoulos (SC)	14	1	136	367	28.23
C Moir (P)	13	1	69	327	27.75
C Heron (SC)	21	-	88	582	27.71
T Scollay (ME)	18	1	84	459	27.00
J Staines (RM)	15	-	109	404	26.93
A Greig (ME)	17	7	43	269	26.90
S Meuleman (ME)	14	1	156*	349	26.85
R Shuttleworth (FR)	13	-	65	340	26.15
S Whiteman (RM)	12	-	74	311	25.92
D Bolton (SF)	19	-	103	490	25.79
J Crosswell (MG)	13	2	64*	283	25.73
A Todd (BM)	11	-	82	283	25.73
M Thistle (BM)	17	4	48	328	25.23

## FIRST GRADE - BOWLING AVERAGE

Name	O	M	Runs	Wkts	Ave
M Johnston (WI)	195.4	42	616	34	18.12
D Porter (ME)	211.5	54	589	21	18.41
J Sarsero (RM)	217.2	38	686	37	18.54
L Platel (ME)	167.4	33	597	31	19.26
C Lagana (WI)	321.5	84	966	50	19.12
S Russell (ME)	204	51	603	31	19.45
T Parsons (RM)	161.3	35	506	26	19.46
P Molinari (UN)	274.3	78	807	41	19.68
T Hopes (SC)	238	56	618	29	21.21
J Barnes (BM)	239.4	75	662	31	21.35
J Mangan (UN)	186.3	38	580	26	22.31
M Thistle (BM)	321.1	60	1105	48	23.02
T Brett (JO)	197.3	26	692	30	23.07
D Bolton (SF)	189.5	48	580	25	23.20
S Barnston (SF)	235.1	33	928	39	23.79
J Coetzee (SC)	208.5	33	680	27	25.19
P Keenan (P)	236	58	684	27	25.33
J Boyland (JO)	234	45	775	30	25.83
A Palladino (ML)	239.1	47	704	27	26.07
S Baker (MG)	161.4	15	673	25	26.92
T Monteleone (SF)	238.5	40	800	28	28.57
K Francis (BM)	268.3	52	903	31	29.13
T Gutheridge (SP)	196.3	34	820	28	29.29
R Scali (P)	256.2	392	943	32	29.47
C Loveridge (RM)	187.3	20	841	25	33.64
R Duffield (GO)	236.5	38	847	25	33.88

## SECOND GRADE - BATTING AVERAGE

Name	Inn	No.	H.S	Runs	Ave
L Waterhouse (BM)	9	6	74*	311	103.67
R Morgan (BM)	5	0	163	353	70.60
C Pivac (MG)	10	1	142	605	67.22
N Pishos (BM)	14	2	157*	704	58.67
C Padovan (SP)	10	1	147*	520	57.78
B Gardiner (SP)	8	2	102*	304	50.67
M Olsen (MG)	17	2	195	705	47.00
C Chellev (FR)	8	1	132*	304	43.43
D Peters (WA)	17	1	151	690	43.13
R Uszko (MG)	12	1	119	454	41.27
A Bolton (SF)	13	1	91	487	40.58
K Wulff (SF)	8	0	178	322	40.25
C Pitcher (ME)	8	1	123	281	40.14

# CRICKET RESEARCHERS

WA's leading cricket historian and researcher

Specialises in:

- Club Histories • Association Playing Records
- Individual Player Records • General Cricket Information

WP (Bill) Reynolds, Principal

9330 2166

PO Box 1217, Booragoon WA 6154

C Clements (CN)	13	0	128	514	39.54	G Penfold (PE)	14	0	90	383	27.36
J Piromalli (FR)	13	3	161	388	38.80	M Johnston (ME)	14	0	119	383	27.36
S Costello (SC)	11	2	79	339	37.67	D Melbin (ML)	16	2	65	382	27.29
A Henry (WA)	13	1	62*	446	37.17	M Edwards (CN)	16	6	59	271	27.10
G Davis (ML)	8	0	102	297	37.13	M Harris (SC)	11	0	109	298	27.09
J Baverstock (ML)	14	2	131*	442	36.83	D Marijanich (GO)	10	0	57	262	26.20
N Janes (UN)	13	1	82	436	36.33	L Jury (PE)	20	0	103	523	26.15
K Sanders (UN)	10	2	60*	289	36.13	M Thornely (SF)	11	0	82	285	25.91
A Lilly (SF)	12	2	66*	347	34.70	J Jeakings (ML)	19	0	106	491	25.84
M Bowdler (ME)	15	1	86	479	34.21	S Terry (ME)	12	1	90	284	25.82
G Rees (GO)	11	0	97	373	33.91	T Casey (MG)	17	0	69	430	25.29
C Sherwin (RM)	10	2	67*	269	33.63	J Stafford (SC)	15	2	137	328	25.23
S Cameron (UN)	11	2	77	302	33.56	J O'Neill (WI)	15	1	56	352	25.14
S Peterson (CN)	17	6	52*	368	33.45	P Lewis (BM)	14	0	87	352	25.14
C Hall (BM)	11	0	95	365	33.18	N Shah (JO)	14	0	49	350	25.00
A Vincec (UN)	12	0	98	390	32.50	<b>SECOND GRADE - BOWLING AVERAGES</b>					
J Snadden (PE)	12	0	81	387	32.25	<b>Name</b>	<b>O</b>	<b>M</b>	<b>Runs</b>	<b>Wkts</b>	<b>Ave</b>
C Verco (ML)	15	4	55*	352	32.00	B Wishart (CN)	180.4	80	347	26	13.35
M Innes (UN)	9	0	115	286	31.78	P Donaldson (CN)	183	39	518	36	14.39
C George (RM)	14	1	88	413	31.77	C Thomson (ML)	230.5	58	687	43	15.98
A Levy (BM)	14	0	91	442	31.57	A Dellaposta (PE)	181.5	34	560	33	16.97
J Douvlos (SF)	12	1	59	343	31.18	J Hughes (RM)	133.3	19	478	28	17.07
B Lyon (WA)	9	0	76	277	30.78	K Sanders (UN)	187.4	48	504	29	17.38
S Hagdorn (SP)	10	1	82*	271	30.11	R James (ME)	121.5	22	449	25	17.96
M Smith (ML)	20	2	104*	532	29.56	J Leach (JO)	176.4	55	507	27	18.78
J McAuliffe (PE)	21	3	87*	526	29.22	M Craig (MG)	185.1	49	527	28	18.82
R Guy (BM)	12	1	90	320	29.09	N Geisler (WI)	220.4	52	718	38	18.89
S Brinkley (JO)	15	3	62	348	29.00	R Adams (ML)	234.5	43	704	37	19.03
J Davies (MG)	18	2	88	456	28.50	J Sansalone (SF)	153.5	32	486	25	19.44
S Collins (SF)	16	3	101*	369	28.38	R Jenkins (GO)	166.3	33	537	27	19.89
B Wishart (CN)	16	3	57	362	27.85						

M Ligtermoet (RM)	235.1	69	634	31	20.45
J Hill (PE)	172.5	29	628	30	20.93
A Lilly (SF)	169.1	37	555	26	21.35
C de Silva (WI)	221.5	58	707	33	21.42
D Griffiths (MG)	205	52	580	27	21.48
A Andrews (RM)	199.1	44	604	28	21.57
G Thistle (BM)	253.1	46	747	34	21.97
M Dixon (ML)	163.1	31	558	25	22.32
P Dilena (WA)	164.2	22	610	27	22.59
G Wilkinson (PE)	189	38	591	25	23.64
S Narang (WI)	230	67	601	25	24.04

### THIRD GRADE - BATTING AVERAGES

Name	Inn	No.	H.S	Runs	Ave
D Lindsay (ML)	15	3	193	780	65.00
Z McBride (MG)	14	2	154*	672	56.00
W Copeland (FR)	10	1	158	489	54.33
S Jain (SC)	8	2	82*	316	52.67
J Decelis (BM)	17	0	215	806	47.41
D Dobson (BM)	16	1	113*	656	43.73
A Tropiano (MG)	16	0	129	681	42.56
B Weckert (MG)	9	2	109	278	39.71
M Grant (ML)	16	2	92	554	39.57
B Henwood (SC)	13	3	97	389	38.90
J Santostefano (PE)	9	2	145	269	38.43
A Kelly (ML)	8	0	95	307	38.38
R Leipold (GO)	12	2	64	378	37.80
N Mullally (PE)	13	0	109	480	36.92
A Burress (BM)	16	0	115	590	36.88
B Webb (SC)	10	2	102*	288	36.00
C Hutchinson (JO)	10	0	84	359	35.90
T Fullgrabe (JO)	14	2	154*	421	35.08
T Owens (SP)	12	1	84	379	34.45
J Agland (WI)	15	7	45*	256	32.00
L Hawker (PE)	9	1	120	253	31.63
R Greer (FR)	11	1	93	315	31.50
P Wilshaw (BM)	13	1	107*	372	31.00
G Yandle (ML)	13	2	103*	337	30.64
S Gronow (WA)	11	0	74	334	30.36
L McShane (SF)	10	0	87	303	30.30
K Ginn (JO)	13	0	112	393	30.23
V Rule (SF)	12	1	81*	321	29.18
T Kendrew (ML)	10	0	112	289	28.90
H Beeck (CN)	11	0	69	313	28.45
P Athienides (SP)	14	0	92	398	28.43
B Rodgers (SC)	12	2	51	284	28.40
A Dryden (SC)	14	0	89	390	27.86
J Fairclough (MG)	10	1	67	250	27.78
J Chopping (JO)	10	0	90	264	26.40
D Isaacs (ML)	15	1	63	361	25.79
D Smallwood (FR)	13	3	53	254	25.40

### THIRD GRADE - BOWLING AVERAGE

Name	O	M	Runs	Wkts	Ave
G Yandle (ML)	144	45	331	32	10.34
J Noble (ML)	146.4	50	347	32	10.84
P Donovan (UN)	136.4	16	372	34	10.94
A Horriil (PE)	123.2	28	364	26	14.00
H Long (MG)	178.1	41	576	38	15.16
R Starling (ML)	142.2	24	429	25	17.16
T Archer (WI)	160	28	489	28	17.46
D Smallwood (FR)	169.4	40	483	27	17.89
B McGlade (JO)	149.5	29	525	29	18.10
D Maher (ML)	186.2	31	548	30	18.27
C Dodsley (SC)	180.2	34	563	30	18.77

### FOURTH GRADE - BATTING AVERAGES

Name	Inn	No.	H.S	Runs	Ave
C Joubert (JO)	8	2	102*	389	64.83
P Marriott (BM)	15	1	280	719	51.36
C Van den Bergh (JO)	13	5	140*	409	51.13
K Preston (WA)	10	1	102	406	45.11
P McKenzie (SP)	14	3	72*	446	40.55
D Bevilacqua (SP)	11	3	109*	300	37.50
E Miller (SP)	15	4	79	402	36.55
C Hemmings (RM)	8	1	93*	252	36.00
B Davidson (JO)	10	1	75*	319	35.44
M Hands (CN)	9	0	77	303	33.67
A Chao (ML)	15	2	75*	416	32.00
G Maher (WA)	8	0	72	252	31.50
J Percival (PE)	14	4	60	302	30.20
B Dunnachie (BM)	14	1	77	391	30.08
J McManus (CN)	12	0	130	347	28.92
N Harmer (SF)	14	1	88	366	28.15
B Gartrell (BM)	17	0	166	468	27.53
D Aguiar (FR)	12	2	88*	270	27.00
C Best (WI)	12	2	87*	264	26.40
M Santarini (BM)	16	3	64*	335	25.77

### FOURTH GRADE - BOWLING AVERAGES

Name	O	M	Runs	Wkts	Ave
M Boardman (SP)	158.5	0	359	36	9.97
N Manifis (PE)	206.4	65	449	45	9.98
D Bevilacqua (SP)	114.1	1	305	28	10.89
T Moscarda (SF)	174	45	444	40	11.10
D Silence, (WA)	160.4	29	437	30	14.57
A Campbell (JO)	144.2	33	384	26	14.77
B Sweeney (FR)	149.5	26	433	28	15.46
M Curnow (SP)	194.4	0	467	30	15.57
J Carter (CN)	143.4	28	427	27	15.81
D Stewart (ML)	274.5	76	794	50	15.88
A May (SC)	208.5	49	626	38	16.47
G Di Rosso (SF)	162.1	39	487	26	18.73
A Thorley (BM)	175	25	586	29	20.21
H Cusack (CN)	139.4	22	525	25	21.00

### UNDER 17 - BATTING AVERAGES

Name	Inn	No.	H.S	Runs	Ave
M Bailey (GO)	9	3	204*	587	97.83
T Colledge (WI)	5	2	63*	205	68.33
M Harris (SC)	13	1	173*	723	60.25
T Jenkins (SC)	9	1	143	446	55.75
J Matkovich (FR)	16	5	105*	532	48.36
M Clements (CN)	7	1	120	270	45.00
J Standing (JO)	17	2	104	656	43.73
S Gupta (WI)	14	4	122*	431	43.10
L Symonds (WA)	14	1	103*	556	42.77
N Jones (SC)	13	3	95*	424	42.40
M Daniel (MG)	5	0	121	211	42.20
M McGee (WA)	11	1	132	410	41.00
M Reid (ME)	8	1	77*	276	39.43
A Turner (FR)	8	0	89	313	39.13
J Brogan (JO)	15	1	95	542	38.71
A Holder (SF)	11	2	107*	331	36.78
S Roberts (PE)	7	0	137	257	36.71
N Quaglia (MG)	15	2	93	468	36.00
J Rassmussen (JO)	15	0	125	537	35.80
A Faulkner (MG)	13	1	75	408	34.00
S Firns (CN)	17	2	88*	492	32.80
D Kidgell (JO)	17	3	70*	451	32.21
D Susana (MG)	15	3	53	386	32.17
J Cattrall (JO)	12	1	65	352	32.00

P Christides (ML)	13	2	59*	338	30.73	J Feehan (WA)	14	4	85*	439	43.90
D Cameron (WI)	8	1	87*	213	30.43	J Kandiah (BM)	10	0	112	392	39.20
J Roberts (FR)	14	0	70	419	29.93	S Eskinazi (CN)	8	0	84	296	37.00
M Kennedy (FR)	16	3	80	387	29.77	C Ryan (SP)	11	0	76	359	32.64
N Dolin (SP)	8	1	115*	208	29.71	C Morris (RM)	12	1	63	356	32.36
N Anderson (RM)	9	1	41	228	28.50	F Burt (GO)	13	3	87*	322	32.20
J Scoop (PE)	16	2	81	392	28.00	C Smith (WA)	15	1	115	446	31.86
L East (JO)	13	1	81	319	26.58	P McCarthy (SP)	9	1	49	253	31.63
S Gaunson (SP)	10	1	48	237	26.33	J Watts (WA)	16	6	50*	311	31.10
L Morien (SF)	11	3	53	208	26.00	W Dawson (RM)	16	2	92	434	31.00
B Notorangelo (BM)	13	1	80	311	25.92	K Kuczwara (WI)	15	0	122	454	30.27
T Bowen (ML)	12	2	76	257	25.70	G Morgan (JO)	15	2	64*	390	30.00
R Wetherall (BM)	14	2	87	302	25.17	J Axcell (JO)	16	2	117*	394	28.14
B Lewis (FR)	17	4	45*	317	24.38	R Haywood (BM)	10	1	54	241	26.78
J Mast (MG)	14	0	81	341	24.36	J Hollows (JO)	16	0	75	420	26.25
J Sands (GO)	14	1	137*	315	24.23	B Moore (FR)	9	0	83	232	25.78
C Lynn (ML)	10	1	87	216	24.00	T McBride (MG)	14	1	72	335	25.77
M Debarro (SF)	12	0	98	286	23.83	A Smith (CN)	15	1	69	355	25.36
J Caspersz (SC)	15	1	100	328	23.43	A Davis (SP)	14	2	62	302	25.17
J Lehmann (SC)	16	2	88	324	23.14	D Sharman (ML)	14	2	85*	297	24.75
M James (SC)	12	2	48	230	23.00	A Enright (PE)	12	3	44	220	24.44
Z McBride (MG)	12	0	65	254	21.17	A Jurangpathy (BM)	12	0	60	290	24.17
J Ashton (SP)	13	1	103	248	20.67	J Collard (RM)	14	2	93*	284	23.67
C Hoskins (SC)	14	4	38	205	20.50	C Atkin (FR)	14	5	40*	211	23.44
B Turner (ME)	13	2	60	225	20.45	G Pradeeptha (WI)	15	2	63	303	23.31

### UNDER 17 - BOWLING AVERAGE

Name	O	M	Runs	Wkts	Ave
M Colace (PE)	43.1	3	160	15	10.67
N Olsson (MG)	111.3	24	306	27	11.33
T Barton (GO)	78	20	206	18	11.44
A Whalley (JO)	74	12	191	16	11.94
B O'Regan (SF)	78	7	248	20	12.40
J Marion (RM)	94	20	236	19	12.42
P Miller (WI)	80	9	272	21	12.95
T Leaver (SC)	117.5	23	315	24	13.13
D Raven (MG)	100.3	18	277	21	13.19
M Turner (ME)	111.5	24	340	25	13.60
J Rogers (RM)	69	14	204	15	13.60
B Spargo (PE)	110.3	27	300	20	15.00
A Faulkner (MG)	113.3	26	303	20	15.15
M Kennedy (FR)	123	11	396	26	15.23
E Benfell (SP)	88.2	13	335	22	15.23
M Kearney (BM)	104.4	15	348	22	15.82
J Galati (SF)	114	20	325	20	16.25
K Murphy (ME)	117.4	11	440	27	16.30
B Ranford (FR)	117.5	17	352	21	16.76
R Wetherall (BM)	89.4	13	270	16	16.88
L O'Connor (BM)	95.3	11	274	16	17.13
R O'Sullivan (JO)	155	23	417	24	17.38
J Ashton (SP)	110	23	344	19	18.11
C Lynn (ML)	99.4	19	329	18	18.28
N Mitchell (SP)	106	16	401	20	20.05
J Caspersz (SC)	121	20	371	18	20.61
S Gupta (WI)	92.4	11	379	18	21.06
L East (JO)	74.2	8	339	16	21.19
G Cannon (JO)	118	14	368	16	23.00
A McKay (CN)	70	2	378	16	23.63
J Lehmann (SC)	108	13	464	16	29.00

### UNDER 15 - BATTING AVERAGE

Name	Inn	No.	H.S	Runs	Ave
S Coniglio (MG)	12	1	119	711	64.64
C How (SF)	12	3	119*	557	61.89
B Colledge (PE)	7	2	109*	299	59.80
D Kennedy (FR)	13	3	114*	557	55.70
A Bivens (GO)	12	3	91	437	48.56

J Feehan (WA)	14	4	85*	439	43.90
J Kandiah (BM)	10	0	112	392	39.20
S Eskinazi (CN)	8	0	84	296	37.00
C Ryan (SP)	11	0	76	359	32.64
C Morris (RM)	12	1	63	356	32.36
F Burt (GO)	13	3	87*	322	32.20
C Smith (WA)	15	1	115	446	31.86
P McCarthy (SP)	9	1	49	253	31.63
J Watts (WA)	16	6	50*	311	31.10
W Dawson (RM)	16	2	92	434	31.00
K Kuczwara (WI)	15	0	122	454	30.27
G Morgan (JO)	15	2	64*	390	30.00
J Axcell (JO)	16	2	117*	394	28.14
R Haywood (BM)	10	1	54	241	26.78
J Hollows (JO)	16	0	75	420	26.25
B Moore (FR)	9	0	83	232	25.78
T McBride (MG)	14	1	72	335	25.77
A Smith (CN)	15	1	69	355	25.36
A Davis (SP)	14	2	62	302	25.17
D Sharman (ML)	14	2	85*	297	24.75
A Enright (PE)	12	3	44	220	24.44
A Jurangpathy (BM)	12	0	60	290	24.17
J Collard (RM)	14	2	93*	284	23.67
C Atkin (FR)	14	5	40*	211	23.44
G Pradeeptha (WI)	15	2	63	303	23.31
K Lasrado (ME)	12	1	59	256	23.27
K Mulholland (JO)	15	4	48*	254	23.09
J Jones (ME)	13	1	70	275	22.92
J Clifton (PE)	11	1	58	227	22.70
P Morcom (WA)	12	2	50*	223	22.30
L Mountford (SP)	11	0	86	240	21.82
M Baseden (FR)	15	0	56	315	21.00
N Williamson (RM)	15	4	46*	225	20.45
J King (WA)	14	0	66	286	20.43

### UNDER 15 - BOWLING AVERAGES

Name	O	M	Runs	Wkts	Ave
L Benequista (ME)	99	23	196	21	9.33
L Collis (GO)	93.4	23	237	24	9.88
A Strydom (BM)	92	23	212	19	11.16
A Smith (WA)	117.3	32	271	24	11.29
J McRae (JO)	93	21	212	18	11.78
H Morton (WA)	114.5	36	251	21	11.95
A Blake (SF)	104.5	33	216	18	12.00
A Whitting (GO)	82.3	13	192	15	12.80
G Pradeeptha (WI)	122	22	363	27	13.44
D Johanson (SC)	104	18	276	20	13.80
A Enright (PE)	103.2	16	301	21	14.33
C McDonald (WA)	147.1	26	491	34	14.44
J Axcell (JO)	135.3	25	351	24	14.63
C Petersen (FR)	137.5	29	367	25	14.68
J Dalton (GO)	102.1	19	284	18	15.78
C Olsen (JO)	131.1	37	316	20	15.80
B Nichols (MG)	87	13	279	17	16.41
J Zsilinszky (JO)	100	28	249	15	16.60
T Christides (ML)	109	21	323	19	17.00
D Kennedy (FR)	118.4	21	312	18	17.33
L Kitic (FR)	87	13	271	15	18.07
J Fried (MG)	118	18	348	18	19.33
C Heron (GO)	106	20	331	17	19.47
W Dawson (RM)	116	14	378	19	19.89
H Krieg (SP)	112	20	323	16	20.19
J Forsyth (WI)	116	13	387	19	20.37
J Collard (RM)	113	8	399	19	21.00
J Hollows (JO)	127	20	369	17	21.71
W Kiely (PE)	113	14	391	18	21.72
L Bowker (SF)	110	13	331	15	22.07
G Petersen (FR)	120.2	20	354	16	22.13

# FIRST GRADE AGGREGATES, AVERAGES & AWARDS

## BATTING AGGREGATES

Year	Name	Inn	Agg	Year	Name	Inn	Agg
1885-86	Gamson H (P)	8	153	1947-48	Herbert MU (WP)	15	622
1886-87	Watling W (F)	10	439	1948-49	Driver WG (MG)	15	846
1887-88	Back W (F)	10	267	1949-50	Buttsworth FJ (NP)	16	1004
1888-89	Wilson H (I Zingari)	8	270	1950-51	Langdon CW (CC)	13	1020
1889-90	Scrymgour BV (P)	4	167	1951-52	Langdon CW (CC)	16	781
1890-91	Randell EA (P)	9	195	1952-53	Dick IR (SP)	20	815
1891-92	North FD (Metro)	7	243	1953-54	Rutherford JW (U)	16	689
1892-93	North FD (Metro)	11	297	1954-55	Meuleman KD (MG)	15	624
1893-94	Thompson TH (WP)	10	439	1955-56	Dick IR (SP)	15	590
1894-95	Hoskings AW (Metro)	8	198	1956-57	Rigg BA (P)	14	617
1895-96	Musgrove F (F)	9	355	1957-58	Rutherford JW (S)	10	717
1896-97	Keogh EJ (F)	11	345	1958-59	Meuleman KD (N)	13	647
1897-98	Lockwood WT (Australis)	12	294	1959-60	Shepherd BK (SP)	13	600
1898-99	Herring LL (SF)	8	358	1960-61	Harburn CM (F)	17	481
99-1900	Caldwell CW (P)	10	378	1961-62	Gartrell KB (MG)	19	650
1900-01	North FD (Clare)	8	470	1962-63	Joynt HK (SP)	16	709
1901-02	North FD (Clare)	13	492	1963-64	Vernon MT (SP)	19	956
1902-03	Parker EF (EP)	16	1003	1964-65	Vernon MT (SP)	17	821
1903-04	Edmondson HPD (WP)	15	439	1965-66	Smith WR (P)	16	765
1904-05	Parker EF (EP)	15	775	1966-67	Inverarity RJ (U)	21	821
1905-06	Parker EF (EP)	11	729	1967-68	Bull DC (SP)	17	680
1906-07	Parker EF (Wanderers)	11	866	1968-69	Gartrell KB (MG)	21	898
1907-08	Gouly L (NP)	15	630	1969-70	Gartrell KB (MG)	20	805
1908-09	Hogue TH (NF)	16	636	1970-71	Marks LA (N)	18	644
1909-10	Howard HC (SF)	13	531	1971-72	Irvine AT (U)	16	595
1910-11	Parker EF (Wanderers)	18	659	1972-73	Playle WR (CC)	15	544
1911-12	Christian AH (NP)	19	757	1973-74	Chadwick D (Sc)	17	678
1912-13	Randall AC (NP)	17	618	1974-75	Scarff ER (U)	16	745
1913-14	Rowe SHD (Clare)	21	526	1975-76	Edwards R (F)	16	792
1914-15	Christian AH (NP)	13	627	1976-77	Richards BA (MG)	14	898
1915-16	Shepherd HG (WP)	11	429	1977-78	Varis L (NP)	17	567
1916-17	Christian AH (NP)	11	504	1978-79	O'Meara PA (F)	16	836
1917-18	Williams JH (EP)	12	362	1979-80	Cunningham JRW (M)	18	707
1918-19	Christian AH (NP)	11	500	1980-81	Sharp K (SF)	15	755
1919-20	Howard HC (S)	12	491	1981-82	Wolfe MF (MtL)	17	719
1920-21	Bott LC (EP)	13	604	1982-83	Andrews WS (SP)	12	832
1921-22	Bott LC (EP)	14	624	1983-84	Aslett DG (BM)	23	995
1922-23	Heindricks D (F)	14	591	1984-85	Stewart AJ (MG)	19	771
1923-24	Taaffe FH (NP)	19	582	1985-86	Ireland GJ (BM)	14	737
1924-25	Fremantle L (EP)	19	687	1986-87	Terry VP (P)	16	891
1925-26	Rowe SHD (C)	9	552	1987-88	Smith RA (SP)	20	1188
1926-27	Bryant WJ (MMtL)	17	761	1988-89	Ramshaw DJ (W)	19	856
1927-28	McRae WA (WP)	16	688	1989-90	Reeve DA (CI-N)	14	628
1928-29	McRae WA (WP)	13	661	1990-91	Ireland GJ (ML)	14	716
1929-30	McKenzie E (Colts)	19	571	1991-92	Terry VP (P)	17	836
1930-31	Lang H (NE F)	18	855	1992-93	McPhee MW (F)	11	734
1931-32	Bromley EH (F)	15	670	1993-94	Kelly RC (U)	14	902
1932-33	Bryant WJ (NE)	19	696	1994-95	Andrews WS (G)	16	965
1933-34	Taaffe FH (C)	15	924	1995-96	Campbell RJ (BM)	19	907
1934-35	Lovelock OI (NP)	12	604	1996-97	Holloway PCL (CI-N)	14	724
1935-36	Taaffe FH (C)	17	641	1997-98	Rogers CJL (U)	15	836
1936-37	Rowlands WT (WP)	8	506	1998-99	Lavender MP (MG)	16	759
1937-38	Taaffe FH (C)	20	565	1999-00	Hussey MEK (W)	8	631
1938-39	Inverarity M (F)	14	659	2000-01	Hogg GB (WI)	15	875
1939-40	Jeffreys KS (S)	15	556	2001-02	Voges AC (M)	15	836
1940-41	Wilberforce RJ (NP)	15	598	2002-03	Glew SA (SF)	24	1107
1941-42	McKenzie DC (C)	13	676	2003-04	Voges AC (ME)	17	863
1942-43	McRae WA (WP)	18	651	2004-05	Bandy D (SC)	18	1012
1943-44	Bandy LH (NP)	22	1070	2005-06	Pomersbach LA (G)	17	775
1944-45	Buttsworth FJ (NP)	22	899	2006-07	Walters S (MG)	15	926
1945-46	Charlesworth L (N)	15	570	2007-08	Robinson W (CI-N)	19	991
1946-47	Edwards AR (WP)	12	560	2008-09	Dixon G (W)	17	933

# BATTING AVERAGES

Year	Name	Inn	NO	HS	Runs	Ave	Year	Name	Inn	NO	HS	Runs	Ave
1885-86	no qualifiers						1947-48	Strauss ECB (U)	9	3	136	365	60.83
1886-87	Watling W (F)	10	3	75	439	62.71	1948-49	Newham HN (Bassendean)	14	4	151*	651	81.37
1887-88	Back W (F)	10	5	58*	267	53.50	1949-50	Buttsworth FJ (NP)	16	4	128*	1003	83.58
1888-89	Wilson H (I Zingari)	8	1	104	270	38.57	1950-51	Langdon CW (CC)	13	6	204*	1020	145.71
1889-90	no qualifiers						1951-52	Price RH (EP)	8	4	87*	227	56.75
1890-91	no qualifiers						1952-53	Charlesworth L (WP)	17	7	71*	562	56.20
1891-92	no qualifiers						1953-54	Dick IR (SP)	14	2	136*	640	53.33
1892-93	North FD (Metro)	11	-	82	297	27.00	1954-55	Rutherford, JW (U)	13	3	179	577	57.70
1893-94	Thompson TH(WP)	10	2	121	439	54.87	1955-56	Dick IR (SP)	15	6	92*	590	65.55
1894-95	no qualifiers						1956-57	Simpson RB (F)	9	1	139	583	72.88
1895-96	Musgrove F (F)	9	4	112*	355	71.00	1957-58	Rutherford JW (S)	10	2	143	717	89.62
1896-97	Keogh EJ (F)	11	1	77	345	34.50	1958-59	Hawke NJN (NP)	13	4	189	605	67.22
1897-98	Lockwood WT (Austral)	12	2	67*	294	29.40	1959-60	Shepherd BK (SP)	13	4	193	600	66.66
1898-99	Herring LL (SF)	8	2	115	358	71.60	1960-61	Shepherd BK (SP)	12	4	140	371	46.37
99-1900	Caldwell CW (P)	10	1	125	378	42.00	1961-62	Page GW (SP)	11	5	75*	267	44.50
1900-01	Parker EF (EP)	7	2	149*	450	90.00	1962-63	Joynt HK (SP)	16	2	122	709	50.65
1901-02	Veryard J (WP)	14	3	140	444	40.36	1963-64	Inverarity RJ (U)	11	1	150	849	84.90
1902-03	Parker EF (EP)	16	2	246	1003	71.64	1964-65	Vernon MT (SP)	17	5	151	821	68.42
1903-04	Herring LL (EF)	10	2	95*	297	37.12	1965-66	Shepherd BK (MtL)	10	3	140	534	76.28
1904-05	Howard HC (SF)	14	6	147*	556	69.50	1966-67	Meuleman KD (N)	9	2	118	435	62.14
1905-06	Gouly L (NP)	10	3	161*	555	79.28	1967-68	Irvine JT (WP)	9	2	156*	364	52.00
1906-07	Parker EF (Wanderers)	11	1	222	866	86.60	1968-69	Cowper RM (N)	8	1	205*	507	72.43
1907-08	Kelly OH (SF)	10	3	133*	484	69.14	1969-70	Cunningham JRW (CC)	11	8	91*	257	85.66
1908-09	Coyne TH (Wanderers)	15	5	136	623	62.30	1970-71	Barton PT (SP)	13	7	141*	488	81.33
1909-10	Howard HC (SF)	13	8	81*	531	106.20	1971-72	Duperouzel B (CC)	10	3	150*	499	71.28
1910-11	Hantke TCM(Henley Pk)	9	3	62	267	44.50	1972-73	Hubble JM (S)	8	6	75*	240	120.00
1911-12	Howard HC (F)	20	6	100*	711	50.78	1973-74	Watson GD (S)	12	-	190	636	53.00
1912-13	Randall AC(NP)	17	2	200*	618	41.20	1974-75	Scarff ER (U)	16	1	144	745	49.66
1913-14	Carew JM (Midjunct)	20	4	201*	546	34.12	1975-76	Charlesworth RI (U)	9	1	103	476	59.50
1914-15	Christian AH (NP)	13	4	136	627	69.66	1976-77	Charlesworth RI (WP)	9	2	156	552	78.85
1915-16	Shepherd HG (WP)	11	5	115*	429	71.50	1977-78	Scarff ER (WP)	13	2	128*	517	47.00
1916-17	Christian AH (NP)	11	2	124	504	58.11	1978-79	Shipperd G (WP)	11	2	115	607	67.44
1917-18	Williams JH (EP)	12	1	100	362	32.94	1979-80	McEwan KS (P)	8	1	147	405	57.85
1918-19	Howard HC (S)	11	3	69	427	53.37	1980-81	McEwan KS (P)	9	2	130	543	77.57
1919-20	Howard HC (S)	12	3	100*	491	54.55	1981-82	Charlesworth RI (WP)	8	2	89	335	55.83
1920-21	Heindricks AHJC (S)	10	3	128*	424	60.57	1982-83	Andrews WS (SP)	12	1	134	832	75.63
1921-22	Howard HC (Subi-Leed)	10	5	100*	328	65.60	1983-84	Ramshaw DJ (Sc)	12	2	135	559	55.90
1922-23	Howard HC (Subi-Leed)	13	5	84	474	59.25	1984-85	Marsh GR (F)	8	3	167*	555	111.00
1923-24	Taaffe FH (NP)	19	5	122*	591	42.21	1985-86	Breman TG (SF)	9	5	102*	364	91.00
1924-25	Quinlan FP (EP)	7	4	110*	558	42.92	1986-87	Terry VP (P)	16	6	145	891	89.10
1925-26	Rowe SHD (C)	9	1	109	552	69.00	1987-88	Wood GM (U)	9	4	111	533	106.60
1926-27	Bryant WJ (MMtL)	17	1	151	761	47.56	1988-89	Gonnella P (SF)	10	2	109	524	74.85
1927-28	Richardson AJ (WP)	13	1	114	596	49.66	1989-90	Ramshaw DJ (W)	11	2	104	615	68.33
1928-29	Kellocks WJ (C)	10	3	212	636	90.88	1990-91	Moody TM (MG)	8	1	212	531	73.28
1929-30	Bryant RJ (MtL)	10	4	112*	474	79.00	1991-92	Terry VP (P)	17	2	164	836	55.73
1930-31	Jarvis CMB (F)	8	2	89	325	54.16	1992-93	McPhee MW (F)	11	1	202*	734	73.40
1931-32	Bromley EH (F)	15	1	138	670	47.85	1993-94	Zoehrer TJ (MG)	8	4	66	296	74.00
1932-33	Wilberforce RJ (Central)	13	6	94	325	46.43	1994-95	Hogg GB (F)	8	6	156*	496	248.00
1933-34	Taaffe FH (C)	15	2	245	924	71.07	1995-96	Goodwin MW (SF)	10	1	171	785	60.38
1934-35	Lovelock OI (NP)	12	4	123*	604	75.50	1996-97	Holloway PCL (CI-N)	14	3	111	724	65.82
1935-36	Taaffe FH (C)	17	2	109	641	42.73	1997-98	Baker RM (SC)	11	3	137	644	80.50
1936-37	Rowlands WT (WP)	8	-	130	506	63.25	1998-99	Rogers CJL (U)	11	1	164	605	60.50
1937-38	Lovelock OI (NP)	11	2	135	409	45.44	1999-00	Hussey MEK (W)	8	1	215	631	90.14
1938-39	Taaffe FH (C)	9	3	97*	413	68.83	2000-01	Hogg GB (WI)	15	3	285	875	72.92
1939-40	Jeffreys KS (S)	15	4	162*	556	50.54	2001-02	Casson B (Sc)	9	5	152	368	92.00
1940-41	Robinson GD (MtL)	9	4	72*	309	61.80	2002-03	North MJ (BM)	9	4	202*	506	101.20
1941-42	Langdon CW (C)	7	1	152	492	82.00	2003-04	Voges AC (ME)	17	4	151	863	66.38
1942-43	Rigg HBH (EP)	11	1	91	471	47.10	2004-05	Marsh S (F)	11	2	142*	722	80.22
1943-44	Bandy LH (NP)	22	5	146*	1070	62.94	2005-06	Campbell RJ (J)	8	-	196	704	78.22
1944-45	Robinson GD (MtL)	20	4	80	785	49.06	2006-07	Heron C (SC)	13	4	128*	814	90.44
1945-46	England JC (C)	13	4	119*	503	55.88	2007-08	Pomersbach LA (G)	10	2	192*	827	103.38
1946-47	Charlesworth L (N)	9	3	98	484	80.66	2008-09	Johnston M (W'Ton)	14	2	119*	767	63.92

# BOWLING AGGREGATES

Year	Name	O	W	Year	Name	O	W
1885-86	Randell SJ (P)		39	1947-48	Lovett AF (SP)	181	59
1886-87	Randell SJ (P)		65	1948-49	Zimbulis AG (NP)	256.3	67
1887-88	North FD (Metro)		44	1949-50	Price RH (EP)	235.1	69
1988-89	Bateman WA (F)		41	1950-51	O'Dwyer TE (S)	264.1	60
1989-90	Duffy WV (P)		35	1951-52	Dunn WP (CC)	313	77
1890-91	Bishop EG (WP)		27	1952-53	Dunn WP (CC)	246.7	60
1891-92	Bishop EG (WP)		36	1953-54	Dunn WP (CC)	273	63
1892-93	Thompson TH (F)		42	1954-55	Strauss RB (U)	282	71
1893-94	Bishop EG (WP)		60	1955-56	Strauss RB (U)	304	77
1894-95	Hoskings AW (Metro)		40	1956-57	Bevan HG (NP)	234.7	63
1895-96	Moore L (Ports)		32	1957-58	Strauss RB (U)	270.7	66
1896-97	Lockwood E (Australis)		37	1958-59	Preen AT (CC)	254.4	64
1897-98	Carlton A (Karrakatta)		63	1959-60	Ivankovich TS (S)	298.5	67
1898-99	Bishop EG (CC)		33	1960-61	Punch KD (U)	237.3	56
99-1900	Bishop EG (CC)		56	1961-62	Gallash I (N)	291.1	66
1900-01	Wright A (EF)		54	1962-63	Mateljan T (Mtl)	256.5	64
1901-02	Selk RA (SF)		59	1963-64	Mann AL (U)	243	54
1902-03	Selk RA (SF)		57	1964-65	Bevan HG (NP)	257.1	50
1903-04	Munro C (NF)		59	1965-66	Yardley B (MG)	282	58
1904-05	Selk RA (SF)		68	1966-67	Mann AL (U)	294	64
1905-06	McNamara T (KP)		53	1967-68	Devitt AC (U)	205	45
1906-07	Selk RA (SF)		69	1968-69	Bevan HG (NP)	235.4	50
1907-08	McNamara T (KP)	159.5	62	1969-70	Fitzhardinge GB (N)	237	48
	Coyne TH (Wanderers)	62		1970-71	Guest CEJ (N)	299	55
1908-09	Christian AH (Corinthians)	308.2	108	1971-72	Devitt AC (M)	205	47
1909-10	Mose W (S)	312	76	1972-73	Mayne LC (CC)	233	45
1910-11	Christian AH (EP)	273	90	1973-74	Grayson PR (ML)	259.2	57
1911-12	Christian AH (NP)	409.4	103	1974-75	King IH (P)	261.4	62
1912-13	Hodge MH (Clare)	336.5	114	1975-76	Grayson PR (ML)	207.3	47
1913-14	Selk RA (Clare)	271	90	1976-77	Gannon JB (Sc)	202.2	50
1914-15	Christian AH (NP)	224.4	86	1977-78	Michael CA (NP)	246	47
1915-16	Christian AH (NP)	156	69	1978-79	Paulsen RG (P)	315	59
1916-17	Hughes WC (NP)	157.6	81	1979-80	Wilson SV (MG)	362.2	54
1917-18	Christian AH (NP)	91.4	52	1980-81	Wilson SV (MG)	329.5	50
1918-19	Edmondson HPD (WP)	165.7	48	1981-82	Paulsen RG (P)	457.3	70
1919-20	Christian AH (NP)	153	59	1982-83	Mulder B (BM)	355	47
1920-21	Packham L (C)	141.4	50	1983-84	Milosz SJ (BM)	354.3	55
	Hennah WH (S)	135.7	50	1984-85	Langoulant SJ (ML)	327.4	44
1921-22	Christian AH (NP)	142	49	1985-86	Milosz SJ (BM)	305.4	54
1922-23	Hennah WH (Sub-Leed)	175.4	55	1986-87	Tomlin TD (Sc)	336.5	44
1923-24	Renfrey LC (NPNo 1)	147	61	1987-88	Bush GEW (SF)	394	68
1924-25	Renfrey LC (MMtL)	297.2	58	1988-89	Lilly KE (NP)	355	64
1925-26	Inverarity M (F)	200.5	61	1989-90	Coughlan KD (CI-N)	436.4	58
1926-27	Inverarity M (F)	254.2	72	1990-91	Sheppard KM (F)	384	52
1927-28	Bryant RJ (MMtL)	273.3	66	1991-92	Muggeridge R (F)	219.2	41
1928-29	Halcombe RA (C)	170.6	49	1992-93	Lampitt SR (U)	208.2	38
1929-30	Inverarity M (F)	184	45	1993-94	Hogan TG (Sc)	312	46
1930-31	Newman H (NEF)	268	52	1994-95	Ibbitson CA (CI-N)	293.7	58
1931-32	Martin E (Mtl)	162	42	1995-96	Brookes TL (BM)	321.3	44
1932-33	Halcombe RA (Central)	218.3	71		Zoehrer TJ (W)	380	44
1933-34	Halcombe RA (WP)	219	65	1996-97	Cary SR (SP)	339.3	49
1934-35	Halcombe RA (C)	207	61	1997-98	Jurgensen SJ (P)	334.6	50
1935-36	Zimbulis AG (NP)	253	93	1998-99	Harvey KM (Sc)	312.4	54
1936-37	Mills RL (S)	219	51	1999-00	Karppinen SJ (SP)	254.1	43
1937-38	Zimbulis AG (NP)	153	62	2000-01	Cary SR (WI)	381	52
1938-39	Zimbulis AG (NP)	233	73	2001-02	Cary SR (WI)	325	54
1939-40	Puckett CW (WP)	314	82	2002-03	Barnes JW (CI-N)	318.4	56
1940-41	Puckett CW (WP)	310	73	2003-04	Howman SG (SF)	409.4	56
1941-42	Frankish RR (Mtl)	214	53	2004-05	Keenan P (P)	356.2	55
1942-43	Epstein J (WP)	183	53	2005-06	MacDonald T (CL-N)	331.5	70
1943-44	Puckett CW (WP)	249	99	2006-07	MacDonald T (CL-N)	291.1	58
1944-45	Puckett CW (WP)	236	73	2007-08	Scali R (P)	269.2	54
1945-46	Purcell R (F)	156	52	2008-09	Lagana C (W'Ton)	292.5	48
1946-47	Price RH (EP)	124	38				
	Frankish RR (ML)	124	38				

# BOWLING AVERAGES

Year	Name	O	M	R	Wkts	Ave	Year	Name	O	M	R	Wkts	Ave
1885-86	Randell SJ (P)	-	-	123	39	3.15	1947-48	Lovett AF (SP)	181	-	616	59	10.44
1886-87	Bateman WA (F)	-	-	127	47	2.70	1948-49	Price RH (EP)	203.6	30	580	55	10.54
1887-88	North FD (Metro)	-	-	179	44	4.06	1949-50	Dunn WP (C)	222.3	30	618	66	9.36
1888-89	Bateman WA (F)	-	-	167	41	4.07	1950-51	Price RH (EP)	159	32	470	42	11.19
1889-90	Duffy WV (P)	-	-	324	35	9.26	1951-52	Puckett CW (WP)	107.3	23	300	38	7.34
1890-91	Bishop EG (WP)	-	-	220	27	8.14	1952-53	Puckett CW (WP)	178.1	40	510	53	9.62
1891-92	Bishop EG (WP)	-	-	248	36	6.88	1953-54	Preen AT (F)	252.6	46	652	60	10.86
1892-93	Thompson TH (F)	-	-	363	42	8.64	1954-55	Strauss RB (U)	282	65	700	71	9.85
1893-94	Bishop EG (WP)	-	-	443	60	7.38	1955-56	Dunn WP (CC)	134	35	325	34	9.55
1894-95	Bishop EG (WP)	-	-	233	35	6.65	1956-57	Rutherford JW (S)	186.5	49	388	44	8.82
1895-96	Bishop EG (Metro)	-	-	308	26	11.84	1957-58	Bevan HG (NP)	208.6	43	546	45	12.13
1896-97	Lockwood E (Australis)	-	-	289	37	7.81	1958-59	Gaunt RA (SP)	108.1	19	375	38	9.86
1897-98	Selk RA (EF)	-	-	483	46	10.50	1959-60	Zilko GS (MG)	108.4	21	339	38	8.92
1898-99	Bishop EG (CC)	-	-	388	33	11.75	1960-61	Edwards AR (WP)	77	11	250	25	10.00
99-1900	Caldwell CW (EP)	-	-	260	25	10.40	1961-62	Gallash I (N)	291.1	80	681	66	10.32
1900-01	Wright A (EF)	-	-	501	54	9.27	1962-63	John G (Mtl)	168.6	34	510	49	10.40
1901-02	Coyne TH (EP)	-	-	415	44	9.43	1963-64	Lock GAR (CC)	128.5	35	331	26	12.73
1902-03	Coyne TH (EP)	-	-	264	35	7.54	1964-65	Cooper FG (CC)	174	29	485	41	11.83
1903-04	Jones E (Clare)	-	-	231	28	8.25	1965-66	Yardley B (MG)	282	52	806	58	13.89
1904-05	Selk RA (SF)	-	-	599	68	8.81	1966-67	Hickmott GG (F)	142.5	33	378	36	10.50
1905-06	Coyne TH (EP)	-	-	323	43	7.51	1967-68	Hubble JM (S)	159.7	34	460	40	11.50
1906-07	Selk RA (SF)	-	-	567	69	8.21	1968-69	Perrott MD (U)	86	13	282	25	11.28
1907-08	Hogue WW (NF)	163.2	-	304	48	6.33	1969-70	MacGill TMD (NP)	156	43	424	33	12.85
1908-09	Selk RA (SF)	266.3	-	642	102	6.29	1970-71	Mann AL (MG)	153.4	35	376	30	12.53
1909-10	Christian AH (Corinthians)	183	37	603	68	8.86	1971-72	Massie RAL (BB)	80.5	19	224	26	8.60
1910-11	Christian AH (EP)	273	55	750	90	8.33	1972-73	Baker DJ (S)	168.6	32	456	39	11.69
1911-12	Christian AH (NP)	409.4	53	836	103	8.11	1973-74	Watson GD (S)	97.2	25	264	28	9.42
1912-13	Christian AH (NP)	212	42	512	77	6.64	1974-75	Thornton BT (SP)	144	29	409	35	11.68
1913-14	Christian AH (NP)	-	-	563	73	7.71	1975-76	Grayson PR (Mtl)	207.3	39	547	47	11.55
1914-15	Christian AH (NP)	224.4	50	621	86	7.22	1976-77	Clark WM (BB)	149.6	32	425	39	10.90
1915-16	Christian AH (NP)	156	25	489	69	7.08	1977-78	Alderman JW (N)	124.5	28	391	26	15.04
1916-17	Hughes WC (NP)	157.6	27	567	81	7.00	1978-79	Ireland DM (WP)	146.6	32	397	25	15.88
1917-18	Christian AH (NP)	91.4	11	334	52	6.42	1979-80	Malone MF (Sc)	138.3	39	289	25	11.56
1918-19	Bandy RH (NP)	55.5	11	176	25	7.04	1980-81	Andrews WS (SP)	-	-	251	27	9.29
1919-20	Nurse HS (C)	71	6	264	31	8.51	1981-82	Clark WM (WP)	284.2	88	527	46	11.45
1920-21	Thomson B (C)	53	2	196	19	10.31	1982-83	Penter KJ (N)	192.6	69	325	33	9.85
1921-22	Christian AH (NP)	179.3	37	539	49	11.00	1983-84	Robinson CL (M)	327	110	697	42	16.59
1922-23	Wilkinson L (MG)	37.2	6	145	16	9.06	1984-85	Robinson JG (U)	214.2	53	470	32	14.69
1923-24	Evans WA (EP)	177	37	475	50	9.50	1985-86	Breman TG (SF)	123.2	51	380	31	12.26
1924-25	Hill AD (C)	144.4	26	388	44	8.81	1986-87	Smith DD (BM)	291.1	89	614	40	15.35
1925-26	Drew AD (Sub-Leed)	92.2	9	239	23	10.39	1987-88	Raven BJ (SF)	195	56	377	29	13.00
1926-27	Beasley J (Sub-Leed)	145.5	26	419	37	11.32	1988-89	Lilly KE (NP)	355	83	819	64	12.76
1927-28	Bryant RJ (MMtl)	273.3	42	688	66	10.42	1989-90	Raven BJ (SF)	293.3	75	750	55	13.64
1928-29	Williamson C (NP)	92.3	4	348	28	12.43	1990-91	Looby RG (M)	194	57	399	27	14.77
1929-30	Smith F (NP)	89	5	318	23	13.82	1991-92	Russell RS (F)	227.5	70	466	35	13.31
1930-31	Ditchburn AJ (MG)	159	33	472	31	15.22	1992-93	Hampson KB (MG)	199	51	502	35	14.34
1931-32	Bromley EH (F)	128	18	330	28	11.78	1993-94	Capes PA (SF)	202	63	519	32	16.22
1932-33	Halcombe RA (Central)	218.3	25	783	71	11.03	1994-95	Coulson CE (SP)	117	50	467	33	14.15
1933-34	Halcombe RA (WP)	200.4	31	568	64	8.87	1995-96	Reid BA (BM)	193.3	67	387	28	13.82
1934-35	Halcombe RA (C)	207	24	539	61	8.83	1996-97	Nicholson MJ (Sc)	149.3	47	366	30	12.20
1935-36	Zimbulis AG (NP)	253	23	1043	93	11.21	1997-98	Waite PD (SP)	176.5	47	455	32	14.22
1936-37	Eyres G (C)	96	13	279	31	9.00	1998-99	Ellis DA (F)	191.3	70	348	30	11.60
1937-38	Eyres G (C)	199	38	493	50	9.86	1999-00	Swan GG (SF)	233	77	491	36	13.64
1938-39	Halcombe RA (C)	148	20	437	46	9.50	2000-01	McDonald CL (ML)	236	95	383	34	11.26
1939-40	Eyres G (C)	188	30	516	55	9.38	2001-02	Barnes JW (CL-N)	138.2	30	420	33	12.72
1940-41	Puckett CW (WP)	310	54	845	73	11.57	2002-03	Wilson P (M)	168	58	298	30	9.93
1941-42	Wilberforce JH (EP)	127	8	537	44	12.20	2003-04	Bandy DC (Sc)	187.1	46	452	41	11.02
1942-43	Drew AD (S)	89	6	391	37	10.56	2004-05	Petrie M (W'ton)	310.5	97	709	46	15.28
1943-44	Puckett CW (WP)	249	21	817	99	8.25	2005-06	MacDonald T (CL-N)	331.5	91	814	70	11.63
1944-45	Puckett CW (WP)	236	11	906	73	12.41	2006-07	MacDonald T (CL-N)	291.1	76	764	58	13.17
1945-46	O'Dwyer TE (S)	148	14	608	51	11.92	2007-08	Coetzee J (Sc)	164.1	39	461	38	12.13
1946-47	Price RH (EP)	124	17	317	38	8.34	2008-09	Johnston M (W'Ton)	174.4	41	499	32	15.59

## Pennant Competition First Grade Premiers

1885-86	Metropolitans	1916-17	North Perth	1948-49	East Perth	1980-81	Fremantle
1886-87	Metropolitans	1917-18	North Perth	1949-50	South Perth	1981-82	Mount Lawley
1887-88	Fremantle	1918-19	North Perth	1950-51	Mount Lawley	1982-83	Mount Lawley
1888-89	Metropolitans	1919-20	Claremont	1951-52	University	1983-84	South Perth
1889-90	Perth	1920-21	Claremont	1952-53	South Perth	1984-85	Mount Lawley
1890-91	Metropolitans	1921-22	North Perth	1953-54	University	1985-86	Bayswater-Morley
1891-92	West Perth	1922-23	East Perth	1954-55	University	1986-87	Mount Lawley
1892-93	Metropolitans	1923-24	East Perth	1955-56	South Perth	1987-88	Subiaco-Floreat
1893-94	West Perth	1924-25	East Perth	1956-57	South Perth	1988-89	Midland-Guildford
1894-95	West Perth & Metropolitans - tie	1925-26	Fremantle	1957-58	North Perth	1989-90	Claremont-Nedlands
		1926-27	Fremantle	1958-59	North Perth	1990-91	Fremantle
1895-96	Metropolitans	1927-28	Maylands-Mt Lawley	1959-60	South Perth	1991-92	Scarborough
1896-97	Karrakatta	1928-29	Claremont	1960-61	University	1992-93	Mt Lawley
1897-98	Karrakatta	1929-30	Subiaco-L'ville	1961-62	Nedlands	1993-94	Midland-Guildford
1898-99	South Fremantle	1930-31	Fremantle	1962-63	Nedlands	1994-95	Scarborough
1899-00	East Perth	1931-32	Fremantle	1963-64	University	1995-96	Bayswater-Morley
1900-01	Claremont-Cottesloe	1932-33	North-East Province	1964-65	Claremont-Cottesloe	1996-97	South Perth
1901-02	East Perth	1933-34	Claremont	1965-66	University	1997-98	Scarborough
1902-03	East Perth	1934-35	Claremont	1966-67	Fremantle	1998-99	Bayswater-Morley
1903-04	East Fremantle	1935-36	North Perth	1967-68	University	1999-00	Scarborough
1904-05	North Perth	1936-37	Subiaco	1968-69	Midland-Guildford	2000-01	Subiaco-Floreat
1905-06	North Perth	1937-38	Claremont	1969-70	Midland-Guildford	2001-02	Subiaco-Floreat
1906-07	North Fremantle	1938-39	North Perth	1970-71	West Perth	2002-03	Subiaco-Floreat
1907-08	North Fremantle	1939-40	Subiaco	1971-72	Subiaco	2003-04	Melville
1908-09	Corinthians	1940-41	West Perth	1972-73	Claremont-Cottesloe	2004-05	Melville
1909-10	North Fremantle	1941-42	Claremont	1973-74	Subiaco	2005-06	Claremont-Nedlands
1910-11	East Perth	1942-43†	Subiaco	1974-75	University	2006-07	Scarborough
1911-12	Fremantle	1943-44†	West Perth	1975-76	Fremantle	2007-08	Scarborough
1912-13	East Perth	1944-45†	Claremont-Fremantle	1976-77	Scarborough	2008-09	Scarborough
1913-14	North Perth	1945-46	Subiaco	1977-78	North Perth		
1914-15	North Perth	1946-47	Subiaco	1978-79	Fremantle		
1915-16	North Perth	1947-48	West Perth	1979-80	Melville		

\* NE Province comprised players from Mount Lawley & Midland Junction Clubs      † One day game

## Club Championship Winners

1949-50	South Perth	1964-65	South Perth	1979-80	North Perth	1994-95	Midland-Guildford
1950-51	North Perth	1965-66	South Perth	1980-81	North Perth	1995-96	Bayswater-Morley
1951-52	North Perth	1966-67	University	1981-82	North Perth	1996-97	Scarborough
1952-53	South Perth	1967-68	Nedlands	1982-83	Perth	1997-98	Bayswater-Morley
1953-54	Fremantle	1968-69	Midland-Guildford	1983-84	Fremantle	1998-99	Melville
1954-55	South Perth	1969-70	South Perth	1984-85	Fremantle	1999-00	Scarborough
1955-56	South Perth	1970-71	Perth	1985-86	Fremantle	2000-01	Subiaco-Floreat
1956-57	Claremont-Cottesloe	1971-72	Subiaco	1986-87	Fremantle	2001-02	Subiaco-Floreat
1957-58	University	1972-73	Subiaco	1987-88	Subiaco-Floreat	2002-03	Bayswater-Morley
1958-59	University	1973-74	Perth	1988-89	North Perth	2003-04	Scarborough
1959-60	South Perth	1974-75	South Perth	1989-90	Claremont-Nedlands	2004-05	Scarborough
1960-61	University	1975-76	Fremantle	1990-91	Subiaco-Floreat	2005-06	South Perth
1961-62	University	1976-77	Midland-Guildford	1991-92	Fremantle	2006-07	Fremantle
1962-63	South Perth	1977-78	Fremantle	1992-93	Midland-Guildford	2007-08	Perth
1963-64	South Perth	1978-79	Subiaco-Floreat	1993-94	Scarborough	2008-09	Bayswater-Morley

## Top Performers in Pennant Cricket

BATTING (RUNS)				BOWLING (WICKETS)			
12045	Rowe SHD	8367	Mann AL	1002	Christian AH	586	Baker DJ
10004	McGuire JP	8329	Lavender MP	959	Selk RA	575	Bush GEW
9758	McKenzie DC	8268	Rigg BA	933	Mann AL	571	Halcombe RA
9458	Bandy LH	8238	Langer RS	805	Bevan HG	565	Stubbs JRM
9453	Ireland GJ	8055	Glew SA	741	Bishop EG	564	Inverarity M
9448	Howard HC	8035	Taaffe FH	724	Strauss RB	561	Dunn WP
9106	Edwards AR	7855	Evans WA	720	Evans WA	552	Hagdorn KJ
9095	Rigg HWH	7795	Charlesworth L	669	Puckett CW	551	Gorringe HR
9054	Dick IR	7682	Bott LC	663	Zimulis AG	550	O'Neill MJ
9050	Vernon MT	7649	Gartrell KB	633	Everett JS	546	Hogan TG
8632	Chadwick D	7605	Varis L	619	O'Dwyer TE	512	Yardley B
8445	Randall AC	7519	Bryant RJ	601	Edmondson HPD	509	Varis L
8443	Harris DJ	7510	Inverarity M	592	Hoare DE		

Pakistan paceman Umar Gul lined up for the Retravision Warriors in the 2008/09 KFC Twenty20 Big Bash competition, leading the team's wicket-takers with 12, including a best of 4/15 against SA.





## Constitution of the Western Australian Cricket Association (Inc.)

---

Current and includes all amendments up until 17 September 2008.

## 1. NAME

---

## 2. DEFINITIONS AND INTERPRETATION

---

- 2.1 Definitions
- 2.2 Interpretation

## 3. OBJECTS AND POWERS

---

- 3.1 Objects of the Association
- 3.2 Powers of the Association
- 3.3 Application of Association's Property
- 3.4 Distribution or Dissolution

## 4. CONSTITUTION

---

## 5. PATRON

---

## 6. MEMBERSHIP

---

- 6.1 Classes of Membership
- 6.2 Membership By-Laws
- 6.3 Constitution Binding
- 6.4 Register of Members

## 7. MEMBERSHIP QUALIFICATIONS

---

- 7.1 Honorary Life Members
- 7.2 Country Members
- 7.3 Junior Members
- 7.4 Perpetual Members
- 7.5 Lifetime Members
- 7.6 Club Members and Club Playing Members

## 8. ENTRANCE FEES AND SUBSCRIPTIONS

---

- 8.1 Entrance Fees
- 8.2 Subscriptions
- 8.3 Board Powers regarding Entrance Fees and Subscriptions

## 9. VOTING RIGHTS OF MEMBERS

---

## 10. MEMBERS' RIGHTS

---

- 10.1 Membership Entitlements
- 10.2 Right of Review

## 11. AFFILIATED CLUBS AND ASSOCIATIONS

---

- 11.1 Affiliation
- 11.2 Disaffiliation
- 11.3 Club Cricket Council
- 11.4 Delegation to Club Cricket Council

## 12. MANAGEMENT OF ASSOCIATION

---

- 12.1 Role of the Board
- 12.2 Board Powers, Duties and Responsibilities
- 12.3 Committees - General
- 12.4 Committees - Specific
- 12.5 Qualifications
- 12.6 By-Laws
- 12.7 Indemnity

## 13. THE BOARD

---

- 13.1 Composition of the Board
- 13.2 The President
- 13.3 Vice Presidents
- 13.4 Members' representatives
- 13.5 Cricket representatives
- 13.6 Board Appointments
- 13.7 Cricket Australia
- 13.8 Casual Vacancy on the Board
- 13.9 Board Meetings
- 13.10 Grounds on which Office becomes Vacant

## 14. ELECTION OF BOARD MEMBERS

---

- 14.1 Board Elections
- 14.2 Board to Establish Election Protocol
- 14.3 Nominations
- 14.4 Ballot Not Required
- 14.5 Ballot Required

## 15. CHIEF EXECUTIVE OFFICER

---

- 15.1 Appointment
- 15.2 Terms of Appointment

## 16. ASSOCIATION SECRETARY

---

## 17. MEETINGS

---

- 17.1 Annual General Meeting
- 17.2 General Meeting
- 17.3 Notices of Motion and Meetings
- 17.4 Conduct of Meetings
- 17.5 Voting at Meetings

## 18. ACCOUNTS

---

- 18.1 Requirement for Audit
- 18.2 Annual Report
- 18.3 Replacement of Auditor

## 19. COMMON SEAL

---

- 19.1 Use of Common Seal
- 19.2 Effect of Rule 19.1

## 20. ALTERATION OF RULES

---

## 21. DISPUTES

---

## 22. EFFECTIVE DATE

---

- 22.1 Date the Rules Take Effect
- 22.2 Office Bearers

## 1. NAME

The name of the Association is the "Western Australian Cricket Association Incorporated".

## 2. DEFINITIONS AND INTERPRETATION

### 2.1 Definitions

In this Constitution, unless the context otherwise requires:

**"Act"** means the Associations Incorporation Act 1987 (WA);

**"Affiliation Agreement"** means an agreement between the Association and a body corporate, in such form as the Association may determine from time to time, which creates an affiliation between the body corporate and the Association;

**"Affiliated Association"** means those bodies corporate affiliated with the Association in accordance with Rule 11.1(a);

**"Annual General Meeting"** or **"AGM"** means the annual general meeting of the Association described in Rule 17;

**"Applicant"** means an applicant for Membership;

**"Association"** means the Western Australian Cricket Association Incorporated;

**"Association Secretary"** means the person described in Rule 16;

**"Board"** means the body of persons constituted pursuant to Rule 13 and

**"Board member"** means a person described in Rule 13.1;

**"Body Corporate"** includes any corporation, firm, authority, incorporated or unincorporated association and instrumentality;

**"By-Law"** means rules, regulations and standing orders from time to time made by the Board pursuant to Rule 12.6 and which the Board resolves are By-Laws for the purposes of this Constitution;

**"Candidate"** means a person nominated for election to the Board and who has consented to be so nominated;

**"Chairman"** means the person described in Rules 13.6(a)(i) and 13.6(b);

**"Chief Executive Officer"** or **"CEO"** means the person appointed by the Board from time to time pursuant to Rule 15;

**"Closing Time"** is defined in Rule 14.2;

**"Club Cricket Council"** means the organisation of representatives of District Cricket Clubs and the Association that, until such time as it is replaced under Rule 11.3(c), has the responsibility for the establishment, development, organisation and promotion of the Competition in accordance with the Club Cricket Council Rules;

**"Club Cricket Council Rules"** means the rules from time to time of the Club Cricket Council;

**"Committee"** means a Committee described in Rules 12.3 and 12.4;

**"Community Cricket Club"** means a cricket club (other than a District Cricket Club) that is a member of an Affiliated Association;

**"Competition"** means the grade competition run between District Cricket Clubs as described in Rule 11.3(b) and is recognised by the Association as the premier cricket competition in Western Australia;

**"Constitution"** means this Constitution;

**"Cricket Australia"** means the body formed by member States to administer interstate and international cricket in Australia;

**"District Cricket Club"** means a cricket club that is a member and affiliated with the Club Cricket Council, until such time as the Club Cricket Council is replaced under Rule 11.3(c), and thereafter that is a member of the WACA District Clubs Inc;

**"Effective Date"** has the meaning given it in Rule 22.1(b);

**"Entrance Fee"** means the fee payable by an Applicant;

**"Financial Year"** means each period of 12 months commencing on 1 July in each year;

**"General Meeting"** means a meeting of the Association, other than an Annual General Meeting;

**"Ground"** means the sporting complex known as the **"WACA Ground"** at Nelson Crescent, East Perth being more particularly described as portion of Suburban lot 403 and being the whole of the land comprised in certificate of title volume 614 folio 154a registered in the name of the Association and **"Other Ground"** means any other ground or facility that may from time to time become vested in, purchased by, leased to or otherwise held, controlled or used by the Association;

**"High Performance Cricket Committee"** means the committee described in Rule 12.4(b);

**"Meeting"** means a General Meeting or an Annual General Meeting;

**"Member"** means a member of the Association and **"Memberships"** means the status of a Member under this Constitution;

**"Member's Identity"** means the means of identification issued under the authority of the Board to the Members described in Rule 10;

**"Members' Representative"** means a member of the Board referred to in Rule 13.4;

**"Membership By-Laws"** means the By-Laws described in Rule 6.2;

**"Membership Year"** means each period of 12 months commencing on 1 October in each year;

**"Returning Officer"** means the person described in Rule 14.2;

**"Rule"** means a rule in this Constitution;

**"Special Resolution"** means a resolution passed at a Meeting by at least three-quarters of the Members present and voting (either in person or by proxy) at that Meeting;

**"Statewide Cricket Committee"** means the committee described in Rule 12.4(a);

**"Subscription"** means the amount payable by a Member to renew his or her Membership for the next Membership Year, or part of a Membership Year; and

"WACA District Clubs Inc" means the association of District Cricket Clubs currently existing and that is to be incorporated under this name or such other name; being the descendants of the original district cricket clubs who formed the Association in 1885, and is the organisation of representatives of District Cricket Clubs who have the responsibility for the establishment, development, organisation and promotion of the Competition in accordance with the Club Cricket Council Rules.

## 2.2 Interpretation

In this Constitution, unless the context otherwise requires:

- (a) words importing the singular number shall include the plural number and vice versa;
- (b) headings are for convenience only and do not affect interpretation of the Constitution;
- (c) references to the Act or to any provision of the Act shall include any modification or re-enactment of the Act or any provision substituted for and all regulations and statutory instruments issued under the Act or any such modification, re-enactment or provision; and
- (d) upon the WACA District Clubs Inc being established under the Act as required under Rule 11.3(c), all references to Club Cricket Council in this Constitution (other than in the definitions of "Club Cricket Council" and "District Cricket Clubs" and Rule 11.3(c)) shall be a reference to WACA District Clubs Inc.

## 3. OBJECTS AND POWERS

### 3.1 Objects of the Association

The objects of the Association are:

- (a) to promote, develop and provide leadership of cricket in Western Australia, including:
  - (i) the management, and promotion of the Competition of cricket matches between District Cricket Clubs and the management and promotion of international, interstate and other representative cricket matches played in Western Australia, whether at the Ground or elsewhere;
  - (ii) the provision of leadership to, and encouragement of, relationships with Affiliated Associations, District Cricket Clubs and all other persons, groups and associations involved in the playing or administration of cricket in Western Australia;
  - (iii) the maintenance and promotion of the affiliation of the Association with, and its representation on the board of Cricket Australia and with such other body or bodies as the Board thinks fit; and
  - (iv) the maintenance and promotion of relationships between the Association and other members of Cricket Australia;
- (b) to control, manage, improve and promote, to the greatest extent possible, the use of the Ground to provide facilities for cricket and sports of all other descriptions for the benefit of Members and the public at large; and

- (c) to control, manage, improve and promote, to the greatest extent possible, the use of the Ground for the purposes of public recreation, concerts, entertainment, amusements and any other activity for the benefit of the public at large.

### 3.2 Powers of the Association

The Association shall have:

- (a) the powers set out in Section 13 of the Act; and
- (b) the power to do all such acts and things as the Board considers incidental or conducive to the attainment of all or any of the objects set out in Rule 3.1

### 3.3 Application of Association's Property

The property and income of the Association shall be applied solely towards the promotion of the objects of the Association and no part of that property or income may be paid or otherwise distributed, directly or indirectly, to Members except in good faith in the promotion of those objects.

### 3.4 Distribution or Dissolution

If upon the winding up or dissolution of the Association there remains after satisfaction of all its debts and liabilities any property whatsoever, the same must not be paid to or distributed among the Members, or former Members. The surplus property must be given or transferred to another association incorporated under the Act which has similar objects and which is not carried out for the purposes of profit or gain to its individual members and which association shall be determined by resolution of the Members.

## 4. CONSTITUTION

The Association shall consist of the Members.

## 5. PATRON

The Board may from time to time invite and subsequently appoint a person to be a Patron of the Association on such terms and conditions as the Board sees fit. In the first instance, an invitation shall be extended to the Governor for the time being of the State of Western Australia to act as Patron of the Association.

## 6. MEMBERSHIP

### 6.1 Classes of Membership

Members shall be divided into the following classes, namely:

- (a) Honorary Life Member;
- (b) Ordinary Member;
- (c) Country Member;
- (d) Junior Member;
- (e) Perpetual Member;
- (f) Lifetime Member;
- (g) Club Member;
- (h) Club Playing Member; and
- (i) any other class of Member as determined by the Board from time to time.

### 6.2 Membership By-Laws

Subject to these Rules:

- (a) the classes of Membership;
- (b) the procedures for expulsion from, or suspension of, Membership;
- (c) the numbers of Members in each class;

- (d) the benefits and privileges attaching to Membership of any class (including the recognition of any existing rights and privileges of a special, concessional or extraordinary nature that are enjoyed by, or available to certain Members only);
- (e) the terms and conditions (including Entrance Fees and Subscriptions) applying to Membership of any class;
- (f) requirements and procedures relating to applications for Membership, entry and election;
- (g) procedures relating to waiting lists for any class of Membership;
- (h) any other matter relating to Membership and a Member's relationship with Association; and
- (i) shall be as determined from time to time by the By-Laws ("Membership By-Laws").

### 6.3 Constitution Binding

This Constitution and Membership By-Laws shall be binding on the Members.

### 6.4 Register of Members

- (a) The Association shall maintain a register of Members at the Association's registered office or at such other place as the Board determines, in which the name, address and other contact details of each Member shall be entered.
- (b) The Association Secretary shall cause the name of a Member who dies or who otherwise for any reason ceases to be a Member, to be removed from the register.
- (c) Upon request to the Association Secretary a Member may inspect the register of Members.

## 7. MEMBERSHIP QUALIFICATIONS

### 7.1 Honorary Life Members

- (a) A person may be nominated by the Board as an Honorary Life Member in consideration of special service by that person rendered to the Association or in the advancement of cricket.
- (b) A person so nominated shall become an Honorary Life Member if the nomination is approved at the Annual General Meeting held next after such nomination.
- (c) Honorary Life Members during their lifetime shall be entitled to all the rights and privileges of Membership and be exempt from the payment of the Entrance Fee and Subscriptions.

### 7.2 Country Members

Persons aged 18 years or more residing within Western Australia and more than 80 kilometres (or such other distance as the Board may determine) from the General Post Office, Perth (with such distance deemed to be determined by the shortest rail or road route) may be elected Country Members and on election shall be entitled to all the rights and privileges of Membership.

### 7.3 Junior Members

- (a) Persons aged under 18 years of age may be elected Junior Members.
- (b) Junior Members shall not participate in the management of the Association, or be entitled to a vote, but on election and subject to the provisions of the Liquor Licensing Act 1988 (WA) shall be entitled to all the other rights and privileges of Membership.

- (c) On attaining the age of 18 years and on payment of the appropriate Subscription, the Junior Member shall be entitled to all the rights and privileges of Membership.

### 7.4 Perpetual Members

- (a) The Board may elect such persons or corporations not exceeding 35 at any one time to be Perpetual Members.
- (b) Perpetual Members shall be entitled to exercise all the rights and privileges of Membership.

### 7.5 Lifetime Members

- (a) The Board may elect such persons or corporations not exceeding 100 at any one time to be Lifetime Members.
- (b) Lifetime Members shall be entitled to exercise all the rights and privileges of Membership.
- (c) Lifetime Membership determines upon the death of the Lifetime Member if a natural person or after the expiration of 10 years from the date of election in the case of a corporate Lifetime Member.

### 7.6 Club Members and Club Playing Members

- (a) Any person who is a financial member of either a District Cricket Club or a Community Cricket Club and who holds the office of Club President or Secretary in that cricket club, may be elected as a Club Member for so long as that person holds such office and on election shall be entitled to all the rights and privileges of Membership.
- (b) Any person who is a financial playing member of either a District Cricket Club or a Community Cricket Club may be elected a Club Playing Member and on election shall be entitled to all the rights and privileges of Membership.

## 8. ENTRANCE FEES AND SUBSCRIPTIONS

### 8.1 Entrance Fees

Every Applicant other than an Applicant:

- (a) for Honorary Life Membership, Perpetual Membership or Lifetime Membership; or
- (b) who has played cricket for Western Australia as a playing member of a selected team or umpired (other than in the capacity of a "third" or emergency umpire) in matches classified by Cricket Australia as first class matches, shall pay to the Association an Entrance Fee as determined by the Board.

### 8.2 Subscriptions

- (a) Every Member other than an Honorary Life Member, Perpetual Member and Lifetime Member must pay the Subscription as determined by the Board for each Membership Year, by no later than 1 October to continue to enjoy the rights and privileges of Membership.
- (b) A Member who is required as a condition of Membership to pay the Subscription may not enjoy or benefit from any Membership rights or privileges or vote on an election by ballot of Candidates or vote at any Meeting, unless in the case of an election or a Meeting held in the Membership Year, the Member has paid the Subscription for that Membership Year.

### 8.3 Board Powers regarding Entrance Fees and Subscriptions

The Board may in its absolute discretion:

- (a) increase the Entrance Fee, and Subscription from time to time by any amount not exceeding 20% thereof in any one Membership Year;
- (b) exempt any Applicant from payment of the whole or any part of the Entrance Fee; and
- (c) exempt any Member from payment of the whole or any part of the Subscription and allow that Member to retain Membership for such period as is determined by the Board.

## 9. VOTING RIGHTS OF MEMBERS

Subject to Rule 8.2, all Members (other than Junior Members or any Members of a class which does not entitle its Members to vote) shall be entitled to vote and take part in any Meeting.

## 10. MEMBERS' RIGHTS

### 10.1 Membership Entitlements

Subject to Rule 8.2 and compliance with this Constitution and the By-Laws, all Members:

- (a) shall be issued with a Member Identity as described in the Membership By-Laws which confers on the Member rights and privileges for admission to the Ground:
  - (i) during the conduct of cricket matches played under the auspices of the Association or Cricket Australia; and
  - (ii) at other times and upon payment of an entry fee as the Board may determine from time to time;
- (b) may exercise all other rights and privileges pertaining to the relevant class of Membership from time to time; and
- (c) may upon reasonable request to the Association Secretary inspect the records and documents of the Association provided that in the Board's reasonable opinion such records and documents are not confidential.

### 10.2 Right of Review

A Member who is expelled or suspended from the Association or otherwise penalised by the Board by reason of that Member's misconduct or misbehaviour may object to that decision and seek a review of that decision by the Members in General Meeting, or at the Annual General Meeting next following the Board's decision. The Board's decision shall have full force and effect pending the outcome of the Members' review.

## 11. AFFILIATED ASSOCIATIONS

### 11.1 Affiliation

- (a) The Association may from time to time enter into Affiliation Agreements with bodies corporate that represent a group of cricket clubs within Western Australia or with bodies corporate that are involved in or associated with cricket within Western Australia and may vary, extend or amend the Affiliation Agreement, and upon execution of such an Affiliation

Agreement, such bodies shall thereupon become affiliated with the Association.

- (b) Notwithstanding the generality of Rule 11.2(a), the Association intends that subject to execution of an appropriate Affiliation Agreement, the following bodies corporate, or the following groups operating as at the Effective Date under the following names and representing different interests within Western Australian cricket, upon becoming incorporated shall become Affiliated Associations:

- (i) WACA District Clubs Inc;
- (ii) CricketWest Inc;
- (iii) Community Junior Cricket Council;
- (iv) Women's Cricket Advisory Committee;
- (v) WA Aboriginal Cricket Advisory Committee;
- (vi) WA Schools Cricket Council; and
- (vii) WA Country Cricket Board.

### 11.2 Disaffiliation

- (a) The procedure for the disaffiliation of an Affiliated Association from the Association (other than the WACA District Clubs Inc) shall be if either:
  - (i) the Statewide Cricket Committee by three-quarters majority vote recommends disaffiliation and the Board by three-quarters majority vote accepts that recommendation; or
  - (ii) the Board, by three-quarters majority vote, resolves that the conduct of the relevant Affiliated Association has been detrimental to cricket in Western Australia,

then, within 3 business days of the Board's resolution, a written statement specifying the grounds upon which the relevant Affiliated Association has been disaffiliated from the Association shall be sent to the President of the relevant Affiliated Association at its registered address for the service of notices as stated in its Affiliation Agreement with the Association.

- (b) The procedure for the Disaffiliation of a District Cricket Club from WACA District Clubs Inc shall be as follows:
  - (i) If WACA District Clubs Inc has resolved by majority vote to recommend disaffiliation of a District Cricket Club (the "relevant Club") from WACA District Clubs Inc and has referred its recommendation to the Board, and the Board by three-quarters majority vote accepts that recommendation, then, within 3 business days of the Board's resolution, a written statement specifying the grounds upon which the relevant Club should be disaffiliated from WACA District Clubs Inc shall be sent to the President of the relevant Club at its registered address for the service of notices as stated in its Affiliation Agreement with the Association.
  - (ii) The Association Secretary shall convene a General Meeting to be held no later than 28 days after the Board's resolution in Rule 11.2(b)(i) and with the notice of that Meeting shall send, to each Member entitled to vote, a copy of the Board's written statement.

- (iii) The business of the General Meeting shall be to consider, and if thought fit, to pass as a Special Resolution that the relevant Club be forthwith disaffiliated from WACA District Clubs Inc. If the Special Resolution is not passed the relevant Club remains affiliated with WACA District Clubs Inc.
- (c) An Affiliated Association may voluntarily disaffiliate from the Association by giving written notice to the chairman for the time being of the Statewide Cricket Committee,  
and disaffiliation shall take effect on acceptance of that notice by the Board.

### 11.3 Club Cricket Council

- (a) There shall be a Club Cricket Council comprising a chairman for the time being of the Club Cricket Council, 1 representative from each District Cricket Club and 1 representative appointed by the Board.
- (b) The Club Cricket Council's primary responsibility is the establishment, development, organisation and promotion of the Competition staged and arranged between District Cricket Clubs in accordance with the Club Cricket Council Rules.
- (c) The Club Cricket Council shall cause WACA District Clubs Inc to be established under the Act and shall ensure that all District Clubs are members and affiliated with WACA District Cricket Clubs Inc. The Club Cricket Council shall procure WACA District Clubs Inc to enter into an Affiliation Agreement, at which time the Club Cricket Council shall cease to exist and the responsibilities of the Club Cricket Council, including but not limited to those provided for in Rule 11.3(b), shall be transferred to WACA District Clubs Inc.
- (d) At the annual general meeting of the Club Cricket Council a chairman and a deputy chairman shall be appointed for a term expiring at its next annual general meeting. Upon ratification of the appointment by the Board, the chairman shall preside at Club Cricket Council meetings.

### 11.4 Delegation to Club Cricket Council

The Board may from time to time delegate to the Club Cricket Council such functions, powers, authorities and responsibilities as the Board determines.

## 12. MANAGEMENT OF ASSOCIATION

### 12.1 Role of the Board

- (a) The business and affairs of the Association shall be governed and directed by the Board.
- (b) The Board shall have the ultimate responsibility for organisational matters and for the strategic planning of the Association and for cricket in Western Australia.
- (c) The Board shall appoint such management as may be required to properly administer the business and affairs of the Association.
- (d) To the extent that it is practicable to do so, all funds of the Association shall be held in one or more bank accounts in the name of the Association controlled by the Board, which shall nominate from time

to time the persons authorised to operate those accounts and the manner of their operation.

- (e) The Board shall provide for the custody of records, books, documents and securities of the Association which shall be held at the registered office of the Association or such other place as the Board determines.
- (f) In carrying out its functions and discharging its duties the Board shall adopt and adhere to principles of good corporate governance that promote ethical and responsible decision-making, safeguard the integrity of the Association's finances and financial reporting systems, respect the rights of Members, recognise and manage risk and encourage enhanced performance by the Board and management.

### 12.2 Board Powers, Duties and Responsibilities

Without limiting Rule 12.1, the Board is entrusted with the following functions, powers, duties and responsibilities:

- (a) to act at all times in a prudent and responsible manner and in the best interests of the Association, the Members, District Cricket Clubs, Community Cricket Clubs and cricket in Western Australia;
- (b) to elect Members in accordance with the By-Laws;
- (c) from time to time to invest the Association's money in the same way that trust funds may be invested under Part 3 of the Trustees Act 1962 (WA);
- (d) in such manner and on such terms as the Board thinks fit on behalf of the Association:
  - (i) to borrow, raise and/or secure the payment of money and mortgage and charge the assets of the Association;
  - (ii) to sell, lease, let, hire and dispose of any real and personal property of the Association and grant rights and privileges thereof; and
  - (iii) to purchase, take on lease or otherwise acquire any real or personal property,  
provided that the Board shall not:
    - (iv) mortgage, charge, pledge or encumber by way of security by any means whatsoever or howsoever the assets owned by the Association (including the Ground) or the income of the Association;
    - (v) dispose of any real property of the Association; or
    - (vi) acquire any real property for the Association, without the approval of Members in General Meeting.
- (e) to do all things and make and perform all contracts which in the Board's judgement are necessary or desirable for the purpose of carrying into effect the objects of the Association referred to in Rule 3;
- (f) to exercise all functions and powers as may be exercised by the Association other than those that are required by this Constitution to be exercised by a Meeting;
- (g) to promote, develop and lead cricket in Western Australia;
- (h) to manage, develop and use the Ground in the manner and on such terms, as the Board determines

including the setting of admission charges for Ground entry;

- (i) to consider and make resolutions in respect of all matters referred to it by the Club Cricket Council; and
- (j) to perform all acts and do all such things which in the Board's judgement are necessary or desirable for the proper management of the Association.

### 12.3 Committees - General

- (a) The Board may from time to time establish one or more Committees (which may be standing or ad hoc) and delegate to such Committees such functions, powers, authorities and responsibilities as the Board from time to time determines.
- (b) The Board shall establish the Committees described in Rule 12.4.
- (c) Committees may comprise (in such numbers as the Board determines) Board members and non-Board members. By virtue of their office, the Chairman and President of the Board are members of each Committee.
- (d) Notwithstanding any other Rule in this Constitution, the Board may from time to time increase or decrease the number of representatives the Board may appoint to any of the Committees as it sees fit.
- (e) The power and authority of the Board at all times prevails over any power and authority vested with any Committee and the Club Cricket Council.

### 12.4 Committees – Specific

- (a) The Statewide Cricket Committee

There shall be a Statewide Cricket Committee comprising, subject to Rule 12.3, the following:

- (i) at least 2 representatives from the Board (one of whom shall be a Director of Cricket Australia and shall be the chairman of the Statewide Cricket Committee), elected annually by the Board at its first meeting following the Annual General Meeting; and
- (ii) 1 representative appointed annually by each Affiliated Association, and pending entering into an Affiliation Agreement, each group set out in Rule 11.1(b), with each representative having voting rights on the Statewide Cricket Committee, provided that if any group described in Rule 11.1(b), except for WA District Clubs Inc, is not a party to an Affiliation Agreement as at the date of the 2007 AGM or such other date that the Board determines, that group shall only be entitled to appoint a representative as an observer only and the representative shall have no voting rights on the Statewide Cricket Committee.

The Statewide Cricket Committee shall have the responsibility to guide cricket development in Western Australia, to recommend policy on cricket matters for adoption by the Board and to oversee the implementation of its strategies and the Board's approved policies relevant to cricket development.

The Statewide Cricket Committee shall be entitled to appoint three voting members of the Statewide Cricket Committee as representatives to the Board.

- (b) The High Performance Cricket Committee

There shall be a High Performance Cricket Committee comprising, subject to Rule 12.3, the following:

- (i) 4 representatives (one of whom shall be a Director of Cricket Australia and shall be the chairman of the High Performance Cricket Committee and another who shall be the chairman of selectors), appointed annually by the Board at its first meeting following the Annual General Meeting; and
- (ii) 2 representatives appointed annually by the Club Cricket Council.

The High Performance Cricket Committee shall have the responsibility to oversee all arrangements with respect to Western Australian representative teams and the graduation of players to those representative teams.

- (c) The Finance and Audit Committee

There shall be a Finance and Audit Committee comprising, subject to Rule 12.3, five Board members, one of which shall be appointed chairman of the committee, appointed annually by the Board at its first meeting following the Annual General Meeting. The Board may, in its discretion, appoint a Member to join the Finance & Audit Committee with voting capacity at the committee meetings.

The Finance and Audit Committee shall have the responsibility to review the accounts and financial position of the Association, oversee the preparation of the financial statements of the Association for inclusion in the Association's annual report and presentation to Members at the Annual General Meeting and to ensure that policies and strategies are in place for appropriate management of business risks to the Association.

### 12.5 Qualifications

No person may:

- (a) be a Board member or a Committee member or Club Cricket Council member; or
- (b) otherwise take part in any aspect of the administration or direction of the Association in any capacity (other than as an employee of the Association), unless that person is a Member.

### 12.6 By-Laws

- (a) The Board may from time to time make By-Laws that are not inconsistent with these Rules or the Act and which are, in the Board's judgement, necessary or desirable for carrying out and giving effect to the Rules or are required for the proper management of the Association and the regulation of Membership and those By-Laws shall have the same force and effect as if they were Rules and were embodied in this Constitution. The Board may from time to time alter, vary or rescind any By-Laws made by it.
- (b) The Board shall within a reasonable period of time notify the Members of the Membership By-Laws and of any alteration, variation or rescission of those By-Laws.

## 12.7 Indemnity

- (a) The Association shall use its reasonable endeavours to effect and maintain an insurance policy in terms consistent with generally accepted insurance industry practices (with usual exclusions and conditions) so far as is reasonably available at a reasonable cost, to indemnify its officers against any liability incurred by them or any of them in, or arising out of, the conduct of the business of the Board, Committee or Club Cricket Council (as the case may be) or in, or arising out of, the discharge of the duties of an officer.
- (b) Where such liability incurred by an officer exceeds the amount actually received from an insurer under any insurance policy or is not covered by an insurance policy, the Board in its absolute and unfettered discretion and in good faith may make a further payment in or towards satisfaction of that liability Provided always that no such payment may be made to indemnify any officer against liability incurred by that officer as a result of conduct adjudged by a Court to be criminal or fraudulent nor unless the Board is satisfied that the officer has acted in good faith.
- (c) In this Rule 12.7, "liability" means all costs, charges, losses, damages, expenses, penalties and liabilities of any kind including, in particular, legal costs incurred in defending any proceedings or appearing before any court, tribunal, government authority or otherwise, and all appeals therefrom; and "officer" means each member of the Board, Committee and Club Cricket Council.
- (d) The Board shall not be obliged to effect an insurance policy pursuant to paragraph (a), if it considers that no suitable policy is available on terms or at a cost which the Board in its absolute discretion considers reasonable; and no officer shall be entitled to bring an action against the Association or the Board by reason of the failure of the Association to effect a policy of insurance pursuant to paragraph (a)."

## 13. THE BOARD

### 13.1 Composition of the Board

- (a) On and from the conclusion of the 2007 Annual General Meeting, the Board shall consist of:
  - (i) the President of the Association;
  - (ii) 2 Vice-Presidents;
  - (iii) 6 Members' representatives;
  - (iv) 3 Club Cricket Council representatives; and
  - (v) 3 Statewide Cricket Committee representatives.
- (b) Notwithstanding any other provision of this Constitution and subject to Rule 22.2, until the conclusion of the 2007 Annual General Meeting, the Board shall continue to consist of:
  - (i) the President of the Association;
  - (ii) 4 Vice-Presidents;
  - (iii) the Honorary Treasurer;
  - (iv) 6 Members' representatives; and
  - (v) 4 Club Cricket Council representatives,and, on and from the Effective Date, shall also consist of:
  - (vi) 3 Statewide Cricket Committee representatives.

## 13.2 The President

- (a) The President shall be elected for a term of 2 years by the Members at the Annual General Meeting and is eligible for re-election.
- (b) The President shall preside at all Meetings and shall represent the Association on ceremonial occasions. In the absence of the President, the most senior Vice-President then present shall act for the President.

## 13.3 Vice Presidents

- (a) The Vice-Presidents elected to office at the 2006 Annual General Meeting, shall hold office until the conclusion of the 2007 Annual General Meeting and shall be eligible for re-election.
- (b) At the 2007 Annual General Meeting, the 2 Vice-Presidents shall each be elected for a term of 2 years by the Members and the Returning Officer shall determine by ballot, the period for which each Vice-President shall hold office as follows:
  - (i) the first name drawn of the 2 Vice-Presidents shall hold office until the 2009 Annual General Meeting and shall be eligible for re-election; and
  - (ii) the second name drawn of the 2 Vice-Presidents shall hold office until the 2008 Annual General Meeting and shall be eligible for re-election,and thereafter, at each following Annual General Meeting after the 2007 AGM, a Vice-President shall be elected for a term of 2 years by the Members at the Annual General Meeting and is eligible for re-election.

## 13.4 Members' representatives

- The Members' representatives shall each be elected for a term of 2 years by the Members at the Annual General Meeting as follows:
- (a) 3 Members' representatives shall hold office until the next but one succeeding Annual General Meeting and shall be eligible for reelection; and
  - (b) 3 Members' representatives shall hold office until the next succeeding Annual General Meeting and shall be eligible for reelection.

## 13.5 Cricket representatives

- (a) The Club Cricket Council representatives shall each be appointed annually by the Club Cricket Council in accordance with the Club Cricket Council Rules.
- (b) 3 Statewide Cricket Committee representatives shall each be appointed annually for a term expiring at the next Annual General Meeting by the Statewide Cricket Committee at its last meeting prior to the Annual General Meeting (except in respect of the first appointment) and the appointed representatives shall subsequently be affirmed by the Board at the Board's first meeting following the Annual General Meeting. In respect of the first appointment of such representatives to the Board, the Statewide Cricket Committee shall make the appointment as soon as possible after the Effective Date and the appointed representatives shall subsequently be affirmed by the Board at the Board's first meeting following the Statewide Cricket Committee's meeting.

### 13.6 Board Appointments

- (a) At the first Board meeting held after the 2006 Annual General Meeting, the Board shall appoint:
  - (i) a Chairman and Deputy Chairman from its membership for a term expiring at the next Annual General Meeting. The Chairman shall preside at Board meetings. The Deputy Chairman shall act as Chairman in the absence of the appointed Chairman; and
  - (ii) a Member to be the Honorary Treasurer for a term expiring at the next Annual General Meeting; and
- (b) thereafter, at the first Board meeting held after every subsequent Annual General Meeting, the Board shall appoint a Chairman and Deputy Chairman from its membership for a term expiring at the next Annual General Meeting. The Chairman shall preside at Board meetings. The Deputy Chairman shall act as Chairman in the absence of the appointed Chairman.

### 13.7 Cricket Australia

- (a) At the first Board Meeting held after the Annual General Meeting, the Board shall appoint 2 Board members to serve as the Association's representatives on the board of Cricket Australia.
- (b) The Association's appointed representatives shall undertake all tasks necessary to facilitate the flow of information between Cricket Australia and the Board in order to assist the Board and Cricket Australia in the performance of their respective functions.
- (c) The Board may terminate at any time any such appointment and appoint another Board member.

### 13.8 Casual Vacancy on the Board

- (a) A casual vacancy occurring on the Board as a result of the death, retirement, removal or resignation of a Board member may be filled by an appointment made by:
  - (i) the Board, if the vacancy is for a Board position elected by the Members or appointed by the Board; or
  - (ii) the relevant Committee or the Club Cricket Council, if the vacancy is for a Board position appointed by a Committee or the Club Cricket Council.
- (b) Where the person appointed by the Board under Rule 13.8(a)(i) has filled the position of a Board member elected by the Members, that person must retire at the next Annual General Meeting immediately following the appointment made by the Board, but is eligible for reelection.

### 13.9 Board Meetings

- (a) The Board shall meet regularly and as required to transact the business of the Association.
- (b) A meeting of the Board must be called by the Chairman upon receipt of a requisition signed by at least 7 Board members, which describes the business to be considered at the requested meeting.
- (c) To constitute a quorum at any Board meeting, there shall be both at least 7 Board members present in person and no less than 51% of the Board members

present and entitled to vote at any meeting shall have been elected by the Members. No business may be conducted by the Board unless a quorum is present within 30 minutes of the time appointed for the start of the meeting.

- (d) Questions arising at any Board meeting will be determined by a majority of votes and will be decided by show of hands unless a ballot is demanded, in which case the matter will be decided by ballot in the manner prescribed by the Chairman presiding at the meeting. The Chairman shall have both a deliberative and a casting vote.
- (e) The Association Secretary shall minute proceedings and resolutions of all Board meetings in an appropriate manner.
- (f) Should all, or so many, of the Board at any time have died, resigned or been removed so that it is impossible to obtain a quorum for a Board meeting, the Chief Executive Officer shall immediately convene a General Meeting to which Rule 14 shall apply.

### 13.10 Grounds on which Office becomes Vacant

- (a) The Board may remove a Board member from office if that member:
  - (i) becomes of unsound mind or physically or mentally incapable of performing the functions of a Board member;
  - (ii) fails to attend Board meetings for a continuous period of 3 months or fails to attend 3 consecutive meetings of the Board, without leave of absence from the Board; or
  - (iii) in the opinion of the Board has engaged in conduct detrimental to the interests of the Association, including a breach of this Constitution or any By-Law.
- (b) The Board shall remove a Board member from office if that member:
  - (i) becomes an insolvent under administration;
  - (ii) is not permitted under the Corporations Act to be a director of a company;
  - (iii) resigns by notice in writing to the Chairman or Association Secretary; or
  - (iv) ceases to hold any qualification which was a condition of that Member's membership.

## 14. ELECTION OF BOARD MEMBERS

### 14.1 Board Elections

The election of the President, the Vice-Presidents and the Members' representatives to the Board shall be conducted in accordance with this Rule 14.

### 14.2 Board to Establish Election Protocol

A reasonable time before the AGM the Board shall:

- (a) appoint two suitably credentialled persons independent of the Association, one of whom shall act as Returning Officer, the other of whom shall act in that role should the first-named be unavailable at any time for any reason, to carry out any of the functions or responsibilities of that office, assisted by the Association Secretary;

- (b) set a date and hour up to which nominations for office may be received ("Closing Time"), such date being at least 28 days prior to the date of the AGM; and
- (c) require the Returning Officer and the Association Secretary to notify all Members in writing of the request for nominations at least 7 days prior to the Closing Time. Notification shall be given in the manner described in Rule 17.3(c).

### 14.3 Nominations

- (a) To be eligible for nomination as a Candidate and to remain an eligible Candidate, an individual must be a Member, and if as a condition of Membership the Member is required to pay the Subscription, the Member must have paid the Subscription for the Membership Year in which they are being nominated.
- (b) All nominations for office:
  - (i) must be in writing signed by 2 Members entitled to vote at the AGM and accompanied by the written consent of the Candidate; and
  - (ii) must be received by the Returning Officer, care of the Association Secretary prior to the Closing Time.
- (c) A Candidate may withdraw his or her nomination at any time prior to the commencement of the AGM.

### 14.4 Ballot Not Required

If at the Annual General Meeting the Returning Officer signs a declaration that:

- (a) any of the positions described in Rule 14.1 cannot be filled because of a lack of nominations for that position, the withdrawal of a nomination or by the death of a Candidate,

then Rule 13.8 shall apply in respect of that position;

- (b) the number of Candidates nominated for a position is equal to, or less than, the number of vacancies to be filled,

then the Chairman of the AGM shall declare that Candidate or those Candidates for that position, duly elected.

### 14.5 Ballot Required

If the number of Candidates nominated are greater than the number of vacancies to be filled for a position, a ballot shall be conducted in accordance with the following procedures:

- (a) After the Closing Time the Returning Officer shall:
  - (i) determine the order of each Candidate on the ballot paper; and
  - (ii) invite each Candidate to provide a written profile, not exceeding 250 words by the date which is no later than 7 days after the Closing Time.
- (b) The Association Secretary shall, within 14 days after the Closing Time forward to each Member entitled to vote:
  - (i) a ballot paper listing the Candidates and the positions each has been nominated for;
  - (ii) the profile of each Candidate (as described in Rule 14.5(a) (ii) provided that in the Board's and the Returning Officer's reasonable opinion the profile is not defamatory or otherwise scandalous or offensive;

- (iii) information on how to complete the ballot paper, including the date the Returning Officer, assisted by the Association Secretary, determines that the ballot will close; and
- (iv) information on the voting procedure that will apply to the election, as determined from time to time by the Returning Officer, assisted by the Association Secretary.

- (c) The ballot shall close not later than 5.00pm 7 days preceding the AGM.
- (d) The Association Secretary shall make available to the Returning Officer a certified list of Members who are entitled to vote.
- (e) The Returning Officer shall appoint such assistants as he or she deems necessary for the conduct of the ballot.
- (f) Each Candidate may appoint a scrutineer or scrutineers to attend the counting of votes provided that not more than 1 scrutineer for each Candidate is present in the counting room at any one time.
- (g) The Returning Officer shall certify the result and, if appropriate, the number of votes attained by each Candidate in the form of a signed Returning Officer's declaration addressed to the Chairman of the AGM. The Returning Officer's declaration shall be read at the AGM and the successful Candidates declared elected.
- (h) If 2 or more Candidates for election achieve an equal number of votes, the Chairman of the AGM (if not a Candidate) shall have a casting vote. If the Chairman is a Candidate he or she shall vacate the chair at a convenient time during the AGM and the AGM shall be chaired by the most senior Vice-President who shall exercise the casting vote. In the event that there is no Vice-President in attendance at the AGM, the Members then present shall elect another eligible person on a show of hands as Chairman who shall exercise the casting vote.

The declaration of the Returning Officer as to:

- (i) the validity of any vote;
  - (ii) the right of any Member to vote;
  - (iii) which votes shall be counted; and
  - (iv) generally as to the conduct of the ballot and the rights of scrutineers,
- shall be final.

## 15. CHIEF EXECUTIVE OFFICER

### 15.1 Appointment

The Board shall appoint a Chief Executive Officer who shall be responsible for the day to day management of the business and affairs of the Association and shall have the powers and undertake the responsibilities as determined and in the manner determined, from time to time by the Board.

### 15.2 Terms of Appointment

The Chief Executive Officer shall be remunerated in such manner and in such amount as the Board shall from time to time determine.

## 16. ASSOCIATION SECRETARY

The Board shall appoint an Association Secretary who shall be responsible for supporting the Board and Committees at their respective meetings, and the President at Meetings.

## 17. MEETINGS

### 17.1 Annual General Meeting

The Annual General Meeting shall be held in September of each year. In addition to any other business which may be transacted at an AGM in conformity with the Rules, the business of an AGM shall include:

- (a) confirmation of the minutes of the preceding AGM and of any General Meeting held since that AGM (if the relevant Meeting did not authorise the Board to confirm those minutes);
- (b) appointment of a body corporate or individual person to be the Auditor, who shall hold office until the next AGM;
- (c) receipt from the Board of reports on the activities of the Association during the preceding Financial Year;
- (d) receipt of a report on the audited financial statements of the Association for the preceding Financial Year;
- (e) the declaration of the appointment of the elected Members' representatives and office-bearers;
- (f) receipt, debate and resolution on notices of motion lodged in accordance with Rule 17.3(a); and
- (g) the dealing with any other general business that either the Board considers may properly be dealt with, or the Chairman determines at the AGM should be dealt with, at the Annual General Meeting.

### 17.2 General Meeting

- (a) A General Meeting shall be called:
  - (i) by the Chairman of the Board or the Chief Executive Officer, following resolution by the Board;
  - (ii) on the written request of not less than 50 Members; or
  - (iii) under Rules 11.2(b)(ii) and 13.9(f).
- (b) The objects of such General Meeting and the subject matter of any resolution or Special Resolution sought to be passed shall be expressed in such resolution or Special Resolution.

### 17.3 Notices of Motion and Meetings

- (a) A Member wishing to have a motion considered at an AGM must give written notice to the Chief Executive Officer of the proposed motion by 15 August preceding the Annual General Meeting or such later date as the Chairman of the Board shall allow in his or her absolute discretion.
- (b) At least 14 days' written notice of the time, place and objects of any Meeting (including any notices of motion) shall be given to Members entitled to vote at that Meeting.
- (c) Notice of each Meeting may be given at the discretion of the Board by sending the Notice of Meeting either by post to each Member at that Member's address as it appears in the register of Members, or if a Member has so elected, by electronic message to the electronic address of that Member as it appears in the register of Members.
- (d) The accidental omission to give notice of a Meeting to, or the non receipt of notice of a Meeting by, a

Member entitled to receive that notice does not invalidate any resolution passed at that Meeting.

- (e) The Board may, by notice in accordance with Rule 17.3(c) postpone or cancel any Meeting called under Rules 17.2(a)(i) and (iii).

### 17.4 Conduct of Meetings

- (a) The President will preside as Chairman at every Meeting and shall have both a deliberative and a casting vote.
- (b) Where a Meeting is held and the President is not present within 15 minutes after the time appointed for the holding of the Meeting or vacates the chair for any reason, the most senior Vice-President then present shall be Chairman. If there is no Vice-President in attendance at the Meeting those Members present in person or by proxy and entitled to vote at the Meeting will elect one of their number to be Chairman of the Meeting.
- (c) At all Meetings, 25 Members entitled to vote at that Meeting and present in person or by proxy shall constitute a quorum and no item of business shall be transacted at a Meeting unless a quorum is present during the time the Meeting is considering that item.
- (d) If a quorum of Members is not present within 30 minutes after the time appointed for commencement, the Meeting shall stand adjourned to such day (being within 14 days), time and place as the Chairman shall nominate and announce at the Meeting. If at the adjourned Meeting a quorum is not present within 30 minutes after the appointed time for the commencement of the Meeting, those Members then present in person or by proxy and entitled to vote at the Meeting shall constitute a quorum.
- (e) The Chairman of a Meeting at which a quorum is present:
  - (i) may with the consent of a majority of the Members present and entitled to vote; and
  - (ii) must, if so directed by a majority of the Members present and entitled to vote, adjourn the Meeting from time to time and from place to place.
- (f) The only business which an adjourned Meeting may deal with is business which was left unfinished from the Meeting which was adjourned.

### 17.5 Voting at Meetings

- (a) Every resolution put to a vote at a Meeting shall in the first instance be determined by a show of hands.
- (b) Where a resolution is determined by a show of hands a declaration by the Chairman of the Meeting that the resolution has been carried, carried unanimously, carried without dissent, carried by a particular majority or lost is conclusive evidence of the fact so declared without proof of the number or proportion of votes cast for or against that resolution and an entry in the book containing the minutes of that Meeting recording that declaration is conclusive evidence of the fact that the declaration was made as so recorded.

- (c) In the event that the Chairman of the Meeting or any Member present at the Meeting is not satisfied with the accuracy of the outcome of the resolution on a show of hand and a request for a poll is received from either the Chairman or a Member present, then such a request for a poll must be granted.
- (d) When a poll is requested for the voting on a resolution:
  - (i) if the resolution is for the adjournment of the Meeting, the poll must be taken immediately at the place and in the manner that the Chairman of the Meeting determines and declares to the Meeting;
  - (ii) in all other cases, the poll must be taken at the time and place and in the manner that the Chairman of the Meeting determines and declares to the Meeting;
  - (iii) the result of the poll, as disclosed by the Chairman of the Meeting at which the result is declared, is a resolution of the Meeting at which the poll is demanded;
  - (iv) an entry in the book containing the minutes of the Meeting at which the result is declared recording that declaration is conclusive evidence of the fact that the declaration was made as so recorded; and
  - (v) Subject to Rule 17.5(d)(i), a request for a poll does not prevent the continuance of a Meeting for the transaction of any business except in respect of the resolution for which the poll is requested.
- (e) Both on a show of hands and on a poll, a resolution (other than a Special Resolution) is passed if more than one half of the total number of votes cast on the resolution are cast in favour of that resolution.
- (f) A Member entitled to vote at a Meeting may appoint another Member who is entitled to vote as the first-named Member's proxy to attend and vote at that Meeting on his or her behalf.
- (g) A Member, including the Chairman, may not be the proxy for more than 1 Member.
- (h) The instrument of proxy shall be in writing under the hand of the appointing Member and must be received by the Association Secretary not less than 48 hours prior to the time fixed for the commencement of the Meeting to which the proxy relates.
- (i) The Chairman shall declare to the Meeting the number of valid proxy votes that have been received prior to the determination of any resolution and at his discretion may further declare the aggregate number of those proxy votes for, against and un-stated, in respect to a resolution for decision.

## 18. ACCOUNTS

### 18.1 Requirement for Audit

The accounts of the Association in respect of each Financial Year shall be audited before the Annual General Meeting by the Association's appointed auditor.

### 18.2 Annual Report

The Auditor's report together with a Statement of Income and Expenditure and such other documents as may be prescribed by the Act, shall be set out in the Annual Report and a copy provided by post or electronic message to each Member entitled to vote at least 14 days before the Annual General Meeting. A Member may elect not to be provided with a copy of the Annual Report.

### 18.3 Replacement of Auditor

If the Association's appointed auditor ceases to hold office before the next AGM, the Board may appoint a replacement auditor who shall hold office until the next AGM.

## 19. COMMON SEAL

### 19.1 Use of Common Seal

The Association shall have a Common Seal which may on the authority of the Board, be affixed to any deed, agreement, instrument or other document and shall be signed by any 2 duly authorised members of the Board witnessed by the Chief Executive Officer or Association Secretary or other person duly authorised by the Board. Any deed, agreement or instrument so executed shall be deemed to be duly executed by the Association.

### 19.2 Effect of Rule 19.1

Nothing in Rule 19.1 limits the provisions of section 14 of the Act.

## 20. ALTERATION OF RULES

The Rules may be suspended, varied, altered, added to, or repealed by Special Resolution at a Meeting and in accordance with, and subject to, sections 17, 18, and 19 of the Act.

## 21. DISPUTES

Any dispute or objection as to the meaning or interpretation of the Constitution shall be settled or determined by the Board, such decision shall be final and binding on all Members.

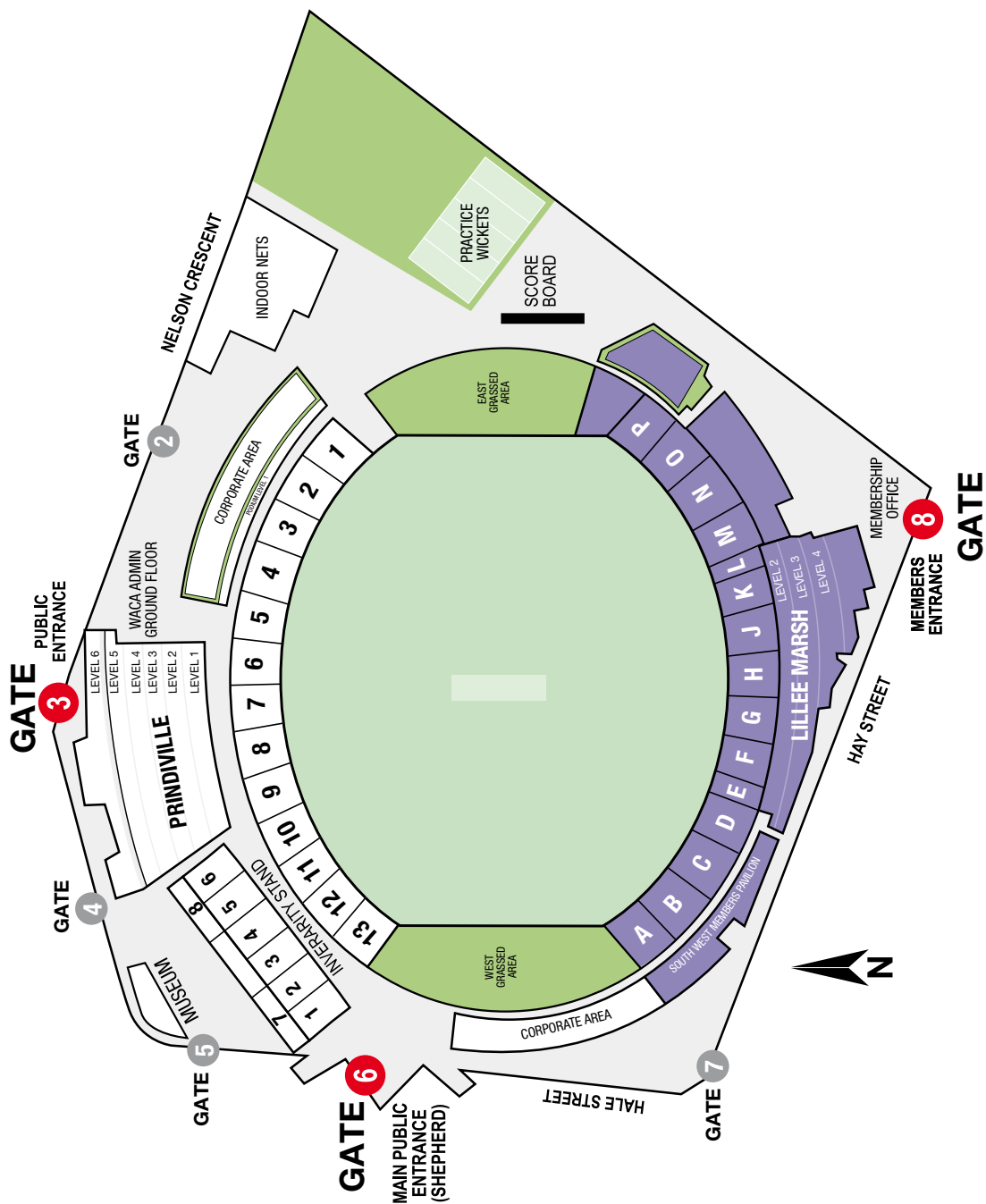
## 22. EFFECTIVE DATE

### 22.1 Amendments to the Rules

- (a) Any amendment to this Constitution takes effect on the date specified in the Department of Consumer and Employment Protection's written notice provided under section 19 of the Act.
- (b) The amendments made to the Constitution at the January 2007 General Meeting take effect on the effective date determined in accordance with clause 22.1(a) ("Effective Date").

### 22.2 Office Bearers

- (a) All office-bearers of the Association in office immediately prior to the Effective Date shall continue in office as if these Rules had not been amended.
- (b) The two Vice-Presidents in office on the Effective Date who were elected to office at the AGM immediately preceding the Effective Date, notwithstanding that they were elected for a term of 2 years from the date of their election, shall hold office until the conclusion of the 2007 AGM in accordance with Rule 13.3(a), subject always to Rules 13.8 and 13.10.





**THE BEER  
BEHIND THE  
WESTERN AUSTRALIAN  
CRICKET ASSOCIATION**

**The Best Cold Beer**

Enjoy  
Responsibly

Standard Drinks  
1.0



**Proud sponsors of cricket in WA**



**Retravisision and your favourite cricket team.  
A winning partnership**



**more than just the best price**



MAJOR SPONSOR

To find your nearest local Retravisision store,  
visit [retravisisionwa.com.au](http://retravisisionwa.com.au)



Cover up, be SunSmart.

To reduce your risk of skin cancer limit your time in the sun between 10am and 3pm, slip on sun protective clothing, slop on sunscreen, slap on a hat, seek shade and don't forget your sunglasses.  
For more information call the Cancer Council Helpline on 13 11 20.

