



# THE WESTERN CRICKETER

2013-14



**WACA**  
WESTERN AUSTRALIAN  
CRICKET ASSOCIATION



# Alcohol & Sport Don't Mix

alcohol  
thinkagain





TOYOTA

## Cricket. Oh what a feeling!

This is the moment. An underdog team rises above adversity to reclaim cricket's most famous prize. A nation looks on in admiration and pride as the most unlikely of dreams becomes reality. The Urn Returns... oh what a feeling!

At Toyota, we're passionate supporters of Australian cricket, and together with ambassador Michael Clarke, we're working hard to grow the game from the grassroots to the elite. Last year, Toyota's Good for Cricket Raffle raised almost \$250,000 for local cricket clubs Australia-wide, and we're proud to be padding up for another epic season. C'mon Aussie, c'mon!



CRICKET  
AUSTRALIA



TOYOTA

Gold Partner

OFFICIAL AUTOMOTIVE PARTNER  
OF THE AUSTRALIAN CRICKET TEAM

[toyota.com.au](http://toyota.com.au)



Oh what a feeling!



<b>INTRODUCTION</b>	<b>3</b>
The start of big things	4
The man behind the mo	6
North's final challenge	8
No bolt from the blue	10

## **REPRESENTATIVE CRICKET**

Laurie Sawle Medal Night	13
Bupa Sheffield Shield	16
RYOBI One-Day Cup	26
T20 Big Bash League	32
Champions League T20	40
WNCL & WT20	44
Futures League	48
Male Under-Age Tournaments	49
Female Under-Age Tournaments	51

## **INTERNATIONAL CRICKET**

Australian Test Review	52
Australian ODI Review	56
Australian T20 Review	60
Commonwealth Bank Southern Stars	63

## **STAKEHOLDERS**

Commercial Partnerships	66
Appreciation	68
Lord's Taverners WA	88
Museum	89

## **HIGH PERFORMANCE & GAME DEVELOPMENT**

High Performance	70
Umpiring	72
Olly Cooley Medal	73
WADCC District Cricket	74
WADCC Junior Cricket	79
Game Development	80
Females in Cricket	84
Country Cricket	86

<b>OBITUARIES</b>	<b>90</b>
-------------------	-----------

<b>STATISTICS</b>	<b>93</b>
-------------------	-----------

**Office Address:** WACA Ground, Nelson Crescent, East Perth 6004 | **Postal Address:** PO Box 6045, East Perth 6892  
Telephone: +61 8 9265 7222 | Facsimile: +61 8 9265 7275 | Email: [info@waca.com.au](mailto:info@waca.com.au) | Website: [waca.com.au](http://waca.com.au)

**Editor:** Ben Somerford | **Design & Production:** Christian Komnick | **Photography:** Getty Images & Contributors

**Editorial Contributors:** Chris Brabazon, David Clear, Brad Denham, Luke Douglas, Stephen Hall, Brett Jones, Jamie Lamont, Tim Lees, Shay Nasta, Ben Oliver, Steve Philippe, Barry Rennie, Bill Reynolds, Mark Sanders, Peter Silinger, Alan Singer, Mike Snell

**Cover:** The Perth Scorchers celebrate winning the 2013-14 Big Bash League title, which ended almost 10 years without a trophy for Western Australian cricket.



**NIGHTLY 6PM**

**TIM McMILLAN  
LIBBY STONE**

**NEWS STARTS HERE**



**9 NEWS**

**PERTH**

# THE WESTERN CRICKETER

Finally the wait is over! Western Australian cricket was a few months short of a decade without a trophy when the Perth Scorchers ended the drought by winning the 2013-14 Big Bash League. And didn't the crowd of 20,783 parochial Western Australians enjoy it on a special night for sport in this state.


In fact in the 2013-14 season there were plenty of success stories for WA cricket and this edition of The Western Cricketer will document them, starting with the Scorchers' triumph, combined with the relative success of the Alcohol.Think Again Western Warriors, who made the Bupa Sheffield Shield Final for the first time in 15 years, but now have unfinished business after failing in their bid to claim the crown.

WA left-arm speedster Mitchell Johnson and his 'mo' captivated Australian audiences in the thrilling 2013-14 Commonwealth Bank Ashes Series whitewash, where the boys in the baggy green famously re-claimed the urn at the WACA Ground, which was witnessed by more than 83,000 supporters over the five days.

Johnson's renaissance on the international arena was miraculous, but rivalled by Marcus North's on the domestic front which prompted speculation of a Test recall. North had been dropped by WA in early 2013, but produced an inspired summer to lead his state to the Shield Final and earn himself a range of honours, including the Sheffield Shield Player of the Year and the prestigious Laurie Sawle Medal, before announcing his retirement.

Zoë Goss medallist Nicole Bolton also made her own history, becoming the first Australian woman to make a century on debut in January. The Western Australian made her long-awaited debut in memorable fashion and her story is a tale of determination and dedication, something synonymous with Western Australian cricket.

We will also reflect on the Alcohol.Think Again Western Warriors, Perth Scorchers and Alcohol.Think Again Western Fury's seasons, plus our representative and international teams, along with the Association's good work in growing the game and thanking those who made it all possible. Enjoy!

A full-page photograph of cricketer Mitchell Johnson in action, bowling a red ball. He is wearing a white Western Australian cricket uniform with yellow accents and a yellow cap. He has a goatee and tattoos on his left arm. The background is a green cricket field under bright sunlight.

Mitchell Johnson bowls during another scintillating spell in the Third Commonwealth Bank Ashes Test at the WACA Ground.



# THE START OF BIG THINGS

The celebrations begin for the Perth Scorchers after their Big Final triumph.

“I remember soaking it all in in the last over when we knew we were going to win the game, the noise, the excitement in the crowd, it’s something I’ll always remember,” Adam Voges says reflecting on the Perth Scorchers’ drought-breaking 39-run Big Final victory over the Hobart Hurricanes at the WACA Ground.

It had been a long time coming for Subiaco-born Voges, who debuted for WA in December 2002 but had never lifted a trophy with his home state. He wasn’t alone, it had been almost 10 years without a domestic title for Western Australian cricket, thus the sense of anticipation among the success-starved 20,783 spectators at the WACA Ground on that fateful night in February.

The Scorchers triumph was part of a ground-breaking season for the WACA, which has made it its aim to be the leaders in Australian cricket, with the state’s Imparja Cup and Australian Country Cricket Championships sides also winning national titles. The Alcohol.Think Again Western Warriors also reached their first Bupa Sheffield Shield Final in 15 years, although they wouldn’t go on to lift the silverware, creating a sense of achievement but also leaving unfinished business.

In Warriors and Scorchers head coach Justin Langer, WA has a man in charge who oozes Western Australian parochialism and passion, and demands excellence and hard work. Langer, who is WA’s leading run scorer at first class level and won several domestic titles as a Warriors player, is determined to bring back former glories for the state, but his reaction to his first success as a coach is one which indicates it’s just the beginning.

“It was very satisfying, almost a relief as much as anything else,” Langer reflects. “I remember my first Test hundred in 1998, I’d started my Test career in 1993, so I remember the same feeling. The bat is at home and it says ‘what a relief’. That’s the relief also for my first championship personally but also with WA having lost the two BBLs previously and we’d been striving for it. Hopefully there’s plenty more to come and we can feel adulation and great satisfaction, not just relief.”

Langer has spoken about creating ‘enduring success’ since his appointment as coach in November 2012, something which has resonated with the current crop of players. “The last few years, especially since JL has come on board, he’s created a culture where anything is possible,” long-serving Warriors and Scorchers batsman Shaun Marsh says. “Hopefully the BBL triumph is the start of big things to come for us.”

The Scorchers’ BBL|03 triumph seemed a long way off after underwhelming Champions League Twenty20 and RYOBI Cup campaigns in September and October where the state’s sides only won one game, impaired by a number of key absences.

Some encouraging and dogged performances from WA in the Sheffield Shield built up some momentum ahead of the Big Bash League for the Scorchers, who peaked at the right time to claim their first title, having lost the previous two Big Finals on home turf.

“Funnily enough, we played better last year and lost it, but this year what we did was absorb pressure and find a way to win,” reflects Scorchers skipper and WA legend Simon Katich, who retired from cricket on a winning note after the BBL|03



One hand on the trophy:  
NSW captain Steve Smith and WA  
skipper Adam Voges before the  
Sheffield Shield Final.

triumph. “We played our best cricket in the finals and peaked at the right time.”

There were many highlights from the Scorchers’ BBL|03 campaign, such as Craig Simmons’ record-breaking century, Brad Hogg’s continued late-career revival and Yasir Arafat’s super over heroics. All played their part in Langer’s side clinching some nerve-jangling wins, which included the semi-final triumph over the Sydney Sixers where a rain delay left them one minute away from elimination. The Big Final, for once, was a more comfortable experience, cruising home by 39 runs after Shaun and Mitch Marsh’s big hitting and Player of the Match Hogg’s two key wickets.

Buoyed by the BBL momentum, the Warriors won their next two matches upon the resumption of the Shield and qualified for the decider to be played against New South Wales in Canberra. Unfortunately, WA couldn’t make it a double success, needing to win to lift the Shield, the rain-affected game ended as a draw.

“I reflect on the Shield Final and think if we’d have found a way to be better in that last hour on day one and day two it could’ve been a very different game,” says WA captain Voges, who admitted he felt ‘empty’ afterwards. “Unfortunately it wasn’t to be and with some rain around we were never going to win the game.

“We had them 6/180 after tea on day one, so we were in control but unfortunately we had a bad last hour and allowed Moises Henriques to get a start and he went on to punish us. We ended up fielding for 160 overs and it made life tough for us.

“To be 2/0 after two balls in reply we were always behind the eight ball after that. We had another really bad last hour on day two.”

Without making excuses, Langer pointed out that WA’s Shield Final XI included six players 23 and under, meaning they’d need to buck the odds of history to overcome their relative inexperience. However, on the flipside, it represented the bright future for WA cricket.

“The experience they’ve gained from last season, with the Scorchers and Warriors, is going to be like gold for us,” Langer says. “It guarantees nothing, but at least the guys have felt that and will be better off for it.”

Voges says that ‘empty’ feeling has provided the motivation for the squad heading into the 2014-15 season to put in the hard work to go one better. “It’s been burning in the boys since we started pre-season,” Voges said. “To get so close and not be able to finish the job is disappointing. It’s been driving the boys.

“I can honestly say I’ve never worked as hard as I’m working now. The group of players we’ve got are relishing every challenge that the coaching staff throws at them. We’ve got some of the most exciting youngsters in the country and they are great guys too. They love to work hard and they love the game of cricket too.

“For the next five years, if these guys stick together and continue to work hard and improve, WA cricket could be in for some really exciting times.”

Mitchell Johnson and wife  
Jessica after winning the Allan  
Border Medal.

# THE MAN BEHIND THE MO

There's a side to Mitchell Johnson that most of the world knows: the side that is capable of collapsing grown men and batting line-ups alike with a steely glare and ferocious trade.

Then, there's the other side. Arguably, the most important side. The side that makes it possible for its polar-opposite persona to exist.

And it's a side that looks nothing like the one most of the world knows. "Cricket's just a game," Johnson says, reflecting on his life and career. "We do get paid and it's a professional sport and I'm always going to do everything I can to perform and play at my best. But it's just a game."

Johnson's words give a telling insight to the mind of a man who has experienced all the highs and lows of professional sport. Life in the spotlight can turn good times into great ones, but it can quickly turn blinding when fortunes slide.

That lesson began for Johnson in 2009 around an Ashes Tour of the UK that is worth mentioning again only because of its context and the crossroad it forced his career - and life - into. The Barmy Army penned songs about him, highlight reels were anything but and tabloids probed his private life for any morsel as callously as wading a ladle through an exhausted bain-marie.

Five years later - and five years stronger - Johnson spear-headed a team that whitewashed England to reclaim the Ashes, turning the blowtorch of the world's media back on an old enemy that fell apart quicker than the stumps its batsmen failed dismally to defend.

Right in the middle, in 2012, perspective was born.

"Having our daughter Rubika has actually made me enjoy the game more," he says. "There's a lot of things that come with having a family, I've realised.

"It makes it harder to travel and leave home, but at the same time, knowing I'm doing what I love and supporting my family (is rewarding). "When I'm on tour and they're not around, I have a little book filled with photos and all the happy times. I know I can have a bad day at the ground, then pull that out and smile instantly."

Rubika's arrival into Johnson and wife Jessica's life came at a crucial junction in the bowler's career, sandwiched between a time where he considered giving the game away and the infamous "Homeworkgate" affair.

Johnson's state of mind was at an all-time low in 2011 when he developed a severe toe injury during the series in South Africa, sidelining him for five months. He began edging his way back into the national fold in mid-2012, starting with a place in the Australia A side, and returned to Test cricket in the summer.

"South Africa was a difficult moment; I felt very stale, I wasn't enjoying my cricket," Johnson says. "When my injury came, that was the best thing for me at the same time as being difficult.

"It got me away from the game and I was able to reflect on my career and where I wanted to go with it - if I even wanted to play cricket anymore and I didn't for a few months - but I got past that hurdle."

Then came an incident in March 2013 in India that polarised Australia's sporting community: four players, including Johnson, were stood down for not completing a written task assigned by team management. A few months later, Johnson was not a member of the team bound for the UK Ashes series.

"Homeworkgate affected a few of us," Johnson pauses, "Well, it affected the whole team. Then not being in the Ashes squad in the UK was a tough moment ... but I knew I couldn't let that affect me and that I had to keep going out there and playing the best cricket I could."

Jessica and Rubika hold prime place in an inner-circle that Johnson turned to as he began rebuilding his career to the heights it reached this past summer.

It is an eclectic circle that includes family members, patriarchs of the game - Dennis Lillee - trusted and proven advisors - Adam Griffith - and people, like childhood mates Dylan and Dave, who very few have heard of. Johnson needed them all in the past and the lessons he learnt taught him that he will undoubtedly need them again in the future.

"They're in that little bubble of mine where, if something's not going well, I can pick up the phone and talk about it," Johnson says. "I'll always respect other people's comments, but it's also important to have those certain people you can trust and who know you, because it's in those tough times that you can turn to them and get back on track and my wife's been a huge part of that."

"There's going to be some ups and downs over this next 12 months, but it's just about figuring it out quicker and being smarter about things."

The character overhaul that Johnson went through over the past five years allowed him to unleash an on-field alter-ego in the 2013-14 summer that was devastating. His 150km/h bowling hauled in 37 England wickets, three Player of the Match awards and the Player of the Series award in the Ashes and his first Allan Border Medal.

He then took that form to South Africa, where he helped Australia reclaim the No.1 Test ranking, albeit temporarily. But it was the final delivery of the Third Test against England at the WACA Ground that was most poignant, as Johnson charged in and lured James Anderson into a shot that looped to George Bailey and sealed the series at 3-0.

"I remember Jimmy came out to bat and I actually found it really hard to concentrate," Johnson recalls. "I knew this was going to be special, I knew there was a lot of hard work that had been involved over the years. It was quite emotional at the top of my mark, but I knew I had to get myself together, concentrate and finish off. When that ball went up, all the emotions came flooding back; I stood back and watched the guys and seeing their faces and how happy they were, that was very special."

Johnson had been through the fire. At times, he must have felt he was in hell. But he emerged and it now seems fitting that his Phoenix-like rise came in a series dubbed the Ashes.

"It's been emotional, it's been amazing, but I'm still in the moment, still in my career and I don't want to relax yet," Johnson says. "My goals are for us to be the No.1 team in all aspects. I want the next generation to be better and it's my job to set that bar high."

"The hard work has only just begun for me."



Mitchell Johnson and the mo  
in full swing during the Third  
Commonwealth Bank Ashes  
Test at the WACA Ground.



# NORTH'S FINAL CHALLENGE

One of the highlights:  
Marcus North's memorable  
century on Test debut.

Marcus North retired from Western Australian cricket on a high in April 2014. North's announcement came in the wake of a prolific season, where he was linked with a Test recall, won the Bupa Sheffield Shield Player of the Year, was named the competition's Team of the Year captain, topped the run scoring charts, won the Laurie Sawle Medal and played in his first Shield Final.

But it wouldn't have the fairytale finish, with the Alcohol.Think Again Western Warriors failing to lift the Sheffield Shield in what would turn out to be North's final game for his state.

However, none of the above seemed vaguely plausible more than a year earlier, following the 21-time Test batsman's demotion from the WA side having resigned as state captain only months earlier.

In February 2013 North's form, despite his reputation, simply didn't warrant selection and he was dropped by new Warriors coach and long-time friend Justin Langer after averaging just 15.41 from 12 innings. It was a difficult time, but in a true test of his character, the veteran completed a remarkable turnaround in the 2013-14 summer, squeezing every last ounce of energy out of himself until he could, literally, give no more.

"To finish with the year I had is extra special," North says. "I didn't exactly know where I stood for the rest of my career in April last year, so to get through that and have my most enjoyable season, and one of my better seasons was pretty special.

"I got on a bit of a wave at the start of the season, but to maintain that through the year was really tough. It was exhausting for

me to do that. If I'd played on, if things weren't going as good, I knew in myself I didn't have the fight anymore to continue."

North's long-time state team-mate and close friend Adam Voges recalled how losing his spot in the WA side had reignited the fight in the veteran ahead of the 2013-14 season.

"That was a tough period, no doubt about that," Voges recalls. "I remember we had a session down at City Beach at the end of the season after we'd lost to Queensland to miss out on another Shield Final. We sat down as a group and discussed what we wanted to do during the pre-season. I still remember vividly Northy saying 'I'm going to work as hard as I possibly can to make sure I get my spot back off you blokes'."

North had the determination to win back his place, which he did when Voges' international duty and injuries to Shaun and Mitchell Marsh opened the door for him at the RYOBI One-Day Cup in October. The veteran produced some better scores, but he wouldn't earn back his Shield spot until after a forthright discussion with Langer.

"Northy and I had a brutally honest conversation during the RYOBI Cup," Langer recalls. "It was two-way. I wish he and I - as people, as captain and vice-captain, then coach and senior player - had had it 10 years before. It was a great conversation, it really cleared the air for us personally.

"One thing I learnt from Ric Charlesworth with the senior players, you've always got to challenge them. They can't afford to get complacent. If you're complacent in professional sport you die, because it's such a cut-throat business.

"We challenged him to open the batting, he took that challenge on. There was real honesty in where he was at and where we were at. It took great character from him, having resigned from the captaincy and being dropped, to then fight back like he did and work so hard. I gained so much respect for him from that."

Voges adds: "Opening the batting was something that was new to him in four-day cricket and that presented him with a new challenge. In hindsight, that's exactly what he needed, a new challenge."

As North says, he got on "a bit of a wave" following a match-saving final day century in the opening Shield match against Victoria. He added hundreds against South Australia and the Bushrangers before Christmas, prompting talk of a Test recall ahead of the 2013-14 Commonwealth Bank Ashes Series where Australia were looking for answers after a 3-0 loss in England.

North, who later denied there was ever any contact with Australian selectors about a recall, returned after the Big Bash League break with scores of 87 and 79 against Tasmania as well as 69 against New South Wales.

By the end of the season, North had amassed a league-high 886 runs at 63.29. The veteran also chipped in with 13 wickets with his part-time off-breaks, earning him the Shield Player of the Year gong and completing an exceptional comeback.

On the field, everything had gone right for North in 2013-14, except him earning his first Shield crown. In this context, his retirement caught plenty of people by surprise, including Langer and Voges.

"We had our post-season review and I sat down and was thinking a lot about where he was at," Langer recalls. "He said 'before you're going to say anything, I'm going to retire'. I respect that, having been in his shoes. I couldn't have talked him out of it. His wife couldn't have talked him out of it, nor his family. When you know, you know."

Voges, along with long-serving WA player Shaun Marsh, were two of the first people who North told that he intended to retire.

Voges remembers: "It wasn't until we sat down at the end of the Shield Final and he said 'I'm done'. Even then I didn't believe him and he didn't confirm it for a week or two after. It did come as a huge surprise that the guy who had just been named the Shield best player had decided to hang them up but he'd had a lot of things he needed to battle throughout the season personally and it was a decision he was very comfortable with."

For North, after five centuries in 21 Tests for his country, 117 first class matches for WA where he scored 7712 runs and 21 centuries for his state, he felt a sense of relief but also sadness that his cricket journey was over.

"I'm saying goodbye to 15 years of a career and a life I've lived," North reflects. "You drive in here every day to go to work, so there's no doubt I'm sad to leave that behind, but humbled and grateful for what WA cricket has given me, which makes it easier to walk away."



Marcus North rejoices after one of his three 2013-14 Bupa Sheffield Shield hundreds.

A full-page photograph of Nicole Bolton, an Australian cricketer, in the middle of a batting stroke. She is wearing a green and yellow Australian cricket uniform, a green helmet, and white batting gloves. Her bat is a light-colored wooden bat with a red and black logo. The stumps are visible in the background, and a white cricket ball is on the ground near the stumps. The text "NO BOLT FROM THE BLUE" is overlaid on the left side of the image in large, white, sans-serif capital letters.

# NO BOLT FROM THE BLUE

Dream debut:  
Nicole Bolton plays  
another fine stroke on the  
way to her century on her  
Australia debut.

“It’s something that you dream about as a kid,” WA’s 25-year-old batter Nicole Bolton reflected after making a century on her international debut, becoming the first Australian woman to do so. “To make your debut on the MCG was pretty special, but with the hundred and the win, you couldn’t ask for a better day.”

That day had been a long time coming for the Perth born and bred talent, who had won the WNCL Player of the Year in 2012-13, before backing that up in 2013-14 by topping the 50-over scoring charts with 317 runs for the Alcohol.Think Again Western Fury.

Bolton’s performances were later recognised by her winning a successive Zoë Goss Medal and WNCL Player of the Year gong, however at the conclusion of the 2013-14 season she still hadn’t debuted for the Southern Stars (Australia).

It had been a frustrating wait for selection for the talented Bolton, who back in 2011 - after two years away from the game - had made it her goal to represent Australia. The determined Western Australian, who hails from a family with a strong cricket background at Subiaco Floreat Cricket Club, had decided to try and fulfil her potential upon her return to the game, after bursting on to the scene as a teenager.

After a solid first season back where she made 305 runs in 15 innings in both competitions, Bolton hit her straps in 2012-13, memorably scoring successive centuries to open the WNCL

campaign. Former Southern Stars coach Steve Jenkin joined the Fury in 2012 and recalled one of his first conversations with the then-skipper upon his arrival.

“We sat down and spoke about where we expected her to go,” Jenkin recalls. “She was very forthright. She knew she had to score more runs, she couldn’t get 40s and expect to get chosen for representative teams.”

The conversation was in the wake of Bolton being overlooked for the 2012 ICC Women’s World Twenty20 in Sri Lanka, which the Southern Stars went on to win. “She was very disappointed to miss out,” Jenkin says. “I said there’s one thing you’ve got to remember, ‘you don’t pick yourself’. It doesn’t matter how many runs you score, you don’t pick yourself.”

Given Australia’s strength, Bolton would have to be patient with selection over the next 15 months, much like another popular Western Australian Mike Hussey, who debuted in Test cricket as a 30-year-old after years of piling on runs at first class level.

“We had that talk over a coffee and that’s when I think she really began to understand I just have to put the runs on the board, like Michael Hussey, and they’ll have to pick you,” Jenkin recalls.

Determined to achieve her goal, Bolton upped the ante with her work ethic. “She would have in excess of 14 sessions a

week in strength and conditioning and skills work, and all that around her work commitments,” Jenkin says. “She’d devote any half days to cricket, it was a full-on commitment. She had one thing in mind, she wanted to make the Australian team.”

Bolton finished the 2012-13 campaign with 647 runs in both competitions, with her good early season form leading to her call-up as Shooting Stars (Australia A) captain for a series against New Zealand A which she claims was “unexpected”.

After missing out on Australia selection for the 2013 ICC Women’s World Cup and the 2013 Women’s Ashes in England, Bolton continued to bang down the door with plenty of fine displays for the Fury. In fact in 2013-14, Bolton improved upon her 2012-13 output, despite playing two less games, scoring 684 runs at 45.6 and going on to win the WNCL Player of the Year outright. She also spent time in New Zealand, making plenty of runs for Otago Sparks in December.

Eventually in mid-December, she received the call she’d been waiting for. Bolton was selected for the Women’s Ashes in Australia, which would commence with a Test match on the familiar surrounds of the WACA Ground offering the prospect of a dream debut. “I was sitting in the car next to my dad on the way back from New Zealand when I got the call,” Bolton recalls. “Arriving home to good news I was pretty stoked.”

Days later she combined with New Zealand international Suzie Bates for a WNCL record-breaking opening partnership worth 252 runs, to cap a brilliant week for the Fury captain. Things couldn’t be better, however there would be no dream debut in her home city, overlooked for the WACA Test.

Despite missing out, Bolton maintained her focus and refused to allow it to get her down, something she’d learnt as she’d matured. “I was confident in the Selection Committee and their reasons why I was overlooked,” she says. “I had to bide my time, I felt like I was ready to play and it was just a matter of time.”

The time would arrive on Thursday 23 January 2014 at the MCG. After years of waiting, Bolton was ready. She got the good news on the Wednesday and told her parents, Alan and Joanne, that day, before they jumped on the red-eye flight to be there to support her.

With Australia having already suffered two defeats in the Women’s Ashes, Bolton would make her parents very proud and have an unprecedented impact. She became the first Australian female to score a century on debut, amassing 124 off 152 deliveries, before completing a match-turning direct hit run-out as the Southern Stars claimed their first win of the series.

Patience had paid off for Bolton who grasped her opportunity with both hands. “At 25 you should know your game back to front,” Bolton said at the post-game press conference. “I think it’s a great time to debut, any earlier I probably wouldn’t have been as relaxed as I was.”

Bolton has since made the decision to move to Melbourne and join the VicSpirit for personal reasons, but Jenkin was keen to wish her well.

“She can play well for Victoria, except when she plays WA,” Jenkin laughs. “But we know how good she is, we know the type of person she is, there’s not one person here in WA who doesn’t want to see her do well.”



Farewell the champ  
Nicole Bolton salutes after  
another quality innings for  
the Alcohol Think Again  
Western Fury

# WE'RE COMMITTED TO GROWING THE NEXT CROP.



Great partnerships go the distance, so we're proud to celebrate 10 years of working with the WACA. This season, we've helped develop over 25,000 junior cricketers in over 100 regional towns. It's just one of the ways that we invest back into communities all over the state. To learn more about our community programs, visit [csbp-fertilisers.com.au/sponsorships](https://csbp-fertilisers.com.au/sponsorships)



*Celebrating 10 years of partnership*



# LAURIE SAWLE MEDAL NIGHT



**A**lcohol.Think Again Western Warriors batsman Marcus North and Alcohol.Think Again Western Fury batter Nicole Bolton were the big winners at the 2013-14 Laurie Sawle Medal at Hyatt Regency Perth's Grand Ballroom on 3 April.

The pair were honoured on the Western Australian Cricket Association's premier awards night in front of about 400 people in a Midnight in Paris-themed event, with North taking home the prestigious Laurie Sawle Medal and Bolton winning the Zoë Goss Medal for the second consecutive year.

The win for North, on the day he announced his retirement from Australian domestic cricket, capped off a remarkable season, adding to his national honours of Bupa Sheffield Shield Player of the Year and skipper of the Bupa Sheffield Shield Team of the Year.

North amassed a competition-high 886 runs at an average of 63.29 over 10 Shield games in 2013-14, including three hundreds and five half-centuries.

The former Test batsman was honoured with a special presentation, in which current Western Warriors captain Adam Voges made a stirring speech about his long-time teammate and friend. North also collected the award for Western Warriors Four-Day Player of the Year.

Western Fury opening batter Bolton was not on hand for the event due to commitments with the Australian women's Twenty20 side in Bangladesh, but was a standout of the night. Bolton's collection of the prestigious Zoë Goss Medal was accompanied by her winning the Western Fury WT20 and WNCL Player of the Year awards.

The State gongs added to the Fury captain's national recognition as WNCL Player of the Year and her naming in the WNCL and WT20 All\*Stars teams. An acceptance clip of Bolton was played to the room, while her parents, Alan and Joanne, were on hand to accept the awards on their daughter's behalf.

Mitchell Johnson was acknowledged for an outstanding summer with the national team in winning the Gold Cup, awarded

to the best Western Australian cricketer across all levels and voted on by members of the Perth sporting media. Johnson claimed 59 wickets from eight Test matches at 15.24 across both the Commonwealth Bank Ashes and South Africa series. He collected three Player of the Match honours and was named Player of the Series against England.

The night also rekindled one of the feel-good stories of the season, with Craig Simmons named Perth Scorchers Player of the Year, as voted by players, umpires and the Match Committee. The affable and modest Simmons found himself in the national spotlight this year as he set a new Big Bash League record by smashing a century off just 39 balls against the Adelaide Strikers at the WACA Ground in January.

Simmons proved the feat was no one-off by notching 112 two games later in the triumphant semi-final against the Sydney Sixers at the SCG. However, one of his most important innings came in the Big Final against the Hobart Hurricanes, with his 45 adding to a solid team total of 191 that proved insurmountable, leading to Perth's first BBL title from three attempts.

Senior batsman Shaun Marsh capped off a year of returned form by winning the Western Warriors Domestic One Day Player of the Year award for his efforts at the RYOBI Cup tournament in Sydney. Marsh recovered from a hamstring injury to build an impressive total of 304 runs from just four matches, at an average of 76.00. The performance played a large role in national selectors recalling him for the series against South Africa, where he made a ton in the First Test.

One of the highlights of the night was the induction of Tom Moody and the late Arthur Christian to the Gallery of Greats, which is considered the highest honour the WACA can bestow on an individual.

It is unlikely Christian's two most momentous feats will ever be equalled as the only player to claim more than 1000 wickets in WACA club cricket ranks, while also having captained North Perth to six consecutive premierships. The most outstanding all-rounder of his era, Christian bowled brisk left-armers and struck the ball firmly enough to amass 12 club centuries and produce a highest score of 97 for WA.

Christian captained the first WA team to beat Victoria and later coached the State team. He was a conscientious and energetic member of the WACA Executive for two decades, spending one year as chairman, and proved a formidable contributor to cricket in the State.

Moody's induction follows a career as a player, captain and coach of WA cricket as he evolved from a young batting star into an incisive medium-pacer and highly effective State captain. No player has beaten his tally of five Sheffield Shield wins since finals were introduced nor has anyone come close to his three scores of 150 in all finals. Add his four one-day titles and Moody is the most successful player in WA history. He was also the stand-out all-rounder whose powerful batting brought 9520 first-class runs for WA while he claimed 232 wickets and pouched 124 catches.

Moody was only selected in eight Tests but scored two centuries, including 101 to complement his 61 and 50 in his only three Test match innings at the WACA Ground. He had a substantial impact as a one-day player with 76 international appearances. He was part of the winning World Cup squad in 1987 but had an even greater impact as a critical player in Australia's 1999 triumph. Moody coached Sri Lanka, Western Australia and Worcestershire, as well as Indian Premier League franchises and has proved a canny and articulate media commentator.


WA CRICKET MEDIA GUILD AWARDS

- WACA Test Match Award:** Peter Lalor, The Australian  
**Best Performer, TV:** Caty Price, Network TEN  
**Best Performer, Radio:** Clint Wheeldon, ABC Radio  
**Best Performer, Print:** John Townsend, The West Australian  
**Best Grassroots Story:** David Clear, SportFM  
**Best Emerging Talent:** Ben Cameron, SportFM

The WACA thanks all media outlets for their excellent coverage and work that they provide in promoting and supporting cricket in Western Australia.

AWARD  
WINNERS  
2013-2014

Laurie Sawle Medal	Marcus North
Zoë Goss Medal	Nicole Bolton
Gold Cup	Mitchell Johnson
Perth Scorchers Player of the Year	Craig Simmons
Alcohol.Think Again Western Warriors Four Day Player of the Year	Marcus North
Alcohol.Think Again Western Fury WNCL Player of the Year	Nicole Bolton
Alcohol.Think Again Western Warriors One Day Player of the Year	Shaun Marsh
Alcohol.Think Again Western Fury WT20 Player of the Year	Nicole Bolton
Male Rising Star	Michael Bailey
Female Rising Star	Piepa Cleary
Gallery of Greats Inductees	Arthur Christian & Tom Moody







The Alcohol.Think Again Western Warriors ended a 15-year wait to play in a Sheffield Shield Final in 2014-15, but they couldn't halt the long wait for first class silverware.

In a rain-affected Final in Canberra on a good pitch for batting, WA were left to regret a disappointing final hour on day one, after Jason Behrendorff's brilliant spell reduced NSW to 6/189, before allowing the Blues to finish with 447 late on day two. It left WA with a mountain to climb and despite Mitch Marsh's 92\*, it proved too much, as rain crushed any hope of a miracle. The game ended a draw and NSW lifted the Shield by virtue of ladder position.

All in all, it was a positive season for the Warriors, who had five players named in the Bupa Sheffield Shield Team of the Season, in Marcus North - named captain - Adam Voges, Sam Whiteman, Behrendorff and Michael Hogan. All the while, four youngsters made their Shield debuts during the 2013-14 season too.

Veteran batsman North was named the Shield Player of the Season after topping the scoring charts with 886 runs. The Warriors also won the Benaud Men's Spirit of Cricket Award, which pleased coach Justin Langer.

North scored three hundreds and five half-centuries in a stunning season, made all the more remarkable by the fact he found himself out of the State team in the previous year.

"It's a great credit to his character how he fought back from last season," Langer said. "You judge people on how they perform in adversity and he has exceeded expectations this year."

North, promoted to open the batting, helped WA salvage a draw in the opening round away to Victoria with a final day century, before the Warriors lost to South Australia at the WACA Ground.

Next up was a draw with South Australia on a flat Adelaide Oval deck. WA broke through against the Bushrangers at the WACA Ground, after another North hundred, before Nathan Coulter-Nile and Behrendorff decimated the Victorian top order.

Voges made a gutsy 235\* to prevent defeat against Queensland, before WA went into the break with victory over Tasmania after a fine all-round Mitch Marsh display.

The Warriors made it three wins in a row after the break, defeating Tasmania and then NSW with Whiteman and Behrendorff finding form to move into top spot, before a disappointing loss to Queensland in a day-night clash.

WA still could have hosted the Shield final with victory in the final round against NSW in Canberra, but a horror first day when they were bowled out for 82, put them behind the eight-ball and they wouldn't recover, despite Shaun Marsh's resilient 113.

	Mat	W	WI	D	L	LI	T	Pts	Quotient	For	Agst
New South Wales	10	4	3	3	3	0	0	32	1.065	5114/165	4947/170
<b>Western Australia</b>	<b>10</b>	<b>4</b>	<b>0</b>	<b>3</b>	<b>3</b>	<b>3</b>	<b>0</b>	<b>26</b>	<b>1.026</b>	<b>5044/162</b>	<b>5157/170</b>
South Australia	10	3	3	5	2	2	0	26	1.004	5406/153	5664/161
Queensland	10	3	3	5	2	2	0	24	1.141	5038/133	5709/172
Tasmania	10	3	1	3	4	2	0	22	1.003	5425/176	4887/159
Victoria	10	1	2	5	4	3	0	10	0.789	5500/166	5163/123

## AVERAGES

### BATTING

Player	Mat	Inns	NO	Runs	HS	Avg	BF	SR	100	50	0	4s	6s
MJ North	10	17	3	886	145	63.28	2033	43.58	3	5	1	122	4
AC Voges	9	16	2	769	235*	54.92	1479	51.99	2	3	1	100	1
SM Whiteman	11	18	3	687	88	45.80	1283	53.54	-	6	1	96	6
MR Marsh	9	15	2	493	96	37.92	1111	44.37	-	4	-	75	4
SE Marsh	7	12	1	401	127*	36.45	875	45.82	2	-	1	43	4
NM Coulter-Nile	4	4	-	106	41	26.50	77	137.66	-	-	-	12	6
JW Rogers	5	9	-	229	95	25.44	492	46.54	-	1	-	22	2
CT Bancroft	11	20	-	450	93	22.50	1260	35.71	-	2	4	37	2
JP Behrendorff	8	11	5	123	29	20.50	261	47.12	-	-	1	9	3
AJ Turner	5	9	1	145	41	18.12	386	37.56	-	-	-	17	1
MG Johnson	1	2	-	32	27	16.00	56	57.14	-	-	-	6	-
MS Harris	5	9	-	137	49	15.22	279	49.1	-	-	2	21	1
AC Agar	10	15	-	227	93	15.13	462	49.13	-	1	2	24	2
NJ Rimmington	3	5	1	60	26	15.00	94	63.82	-	-	1	8	-
WG Bosisto	3	5	-	73	44	14.60	226	32.3	-	-	1	6	-
LJC Towers	2	3	-	32	28	10.66	94	34.04	-	-	1	6	-
MG Hogan	10	13	4	83	15	9.22	141	58.86	-	-	2	9	-
RM Duffield	6	8	1	40	16	5.71	119	33.61	-	-	2	3	2
MA Beer	1	2	-	6	4	3.00	22	27.27	-	-	-	1	-
HWR Cartwright	1	2	-	5	5	2.50	27	18.51	-	-	1	-	-
S Mackin	1	2	2	5	5*	-	24	20.83	-	-	-	-	-

### BOWLING

Player	Mat	Inns	Overs	Mdns	Runs	Wkts	BBI	BBM	Avg	Econ	SR	5	10	Ct	St
HWR Cartwright	1	2	10	1	33	2	2/14	2/33	16.5	3.3	30	-	-	2	-
JP Behrendorff	8	16	290.5	77	908	40	5/65	9/100	22.7	3.12	43.6	2	-	6	-
MJ North	10	13	133.3	29	327	13	3/9	4/67	25.15	2.44	61.6	-	-	3	-
MG Hogan	10	20	366.4	132	929	36	5/37	7/76	25.8	2.53	61.1	1	-	10	-
WG Bosisto	3	2	16	2	53	2	2/28	2/28	26.5	3.31	48	-	-	4	-
MR Marsh	9	12	125.5	26	415	15	4/19	5/73	27.66	3.29	50.3	-	-	6	-
NJ Rimmington	3	5	117.4	31	334	12	3/74	5/108	27.83	2.83	58.8	-	-	3	-
NM Coulter-Nile	4	7	124	27	446	14	4/53	8/110	31.85	3.59	53.1	-	-	4	-
MG Johnson	1	2	37.4	4	162	5	3/88	5/162	32.4	4.3	45.2	-	-	1	-
RM Duffield	6	11	188.2	43	661	17	3/55	4/79	38.88	3.5	66.4	-	-	6	-
S Mackin	1	2	16	2	79	2	1/29	2/79	39.5	4.93	48	-	-	1	-
MA Beer	1	2	36	7	97	2	2/27	2/97	48.5	2.69	108	-	-	2	-
AC Agar	10	19	371.5	64	1189	21	5/74	7/138	56.61	3.19	106.2	1	-	4	-
SE Marsh	7	1	1	1	-	-	-	-	-	0	-	-	-	7	-
JW Rogers	5	1	1	1	-	-	-	-	-	0	-	-	-	8	-
AC Voges	9	1	2	1	1	-	-	-	-	0.5	-	-	-	18	-
AJ Turner	5	3	4.1	1	12	-	-	-	-	2.88	-	-	-	1	-
CT Bancroft	11	-	-	-	-	-	-	-	-	-	-	-	-	10	-
MS Harris	5	-	-	-	-	-	-	-	-	-	-	-	-	2	-
LJC Towers	2	-	-	-	-	-	-	-	-	-	-	-	-	1	-
SM Whiteman	11	-	-	-	-	-	-	-	-	-	-	-	-	44	1

## VICTORIA v WESTERN AUSTRALIA

Played at the MCG, 30 Oct - 2 Nov 2013  
Umpires: GA Abood and GC Joshua  
Toss: Western Australia  
Result: Match drawn  
Player of the Match: MJ North

### VICTORIA BATTING

RJ Quiney	c Marsh b Behrendorff	0	c Rimmington b Agar	89
CJL Rogers	c Cartwright b Behrendorff	36	c & b Hogan	42
PSP Handscomb	c Hogan b Agar	69	c Rogers b Behrendorff	59
CL White	c Whiteman b Hogan	83	c Whiteman b Rimmington	61
MS Wade*	c North b Rimmington	33	c Bosisto b Rimmington	43
DJ Hussey	c Bosisto b Cartwright	44	c Marsh b Hogan	7
JW Hastings	c Rimmington b Cartwright	5	c Agar b Rimmington	4
DT Christian	c Rogers b Behrendorff	19	not out	6
PM Siddle	c Bosisto b Agar	2	c Bosisto b Hogan	2
SM Boland	not out	2	did not bat	
Fawad Ahmed	c Cartwright b Behrendorff	7	did not bat	
Extras	(b 4, lb 4, w 2, nb 2)	12	(b 16, lb 2, w 5, nb 2)	25

**TOTAL:** 312 8 for 338 dec

**FOW:** 4, 111, 111, 195, 258, 273, 282, 284, 304, 312 71, 202, 212, 301, 320, 325, 330, 338

### WESTERN AUSTRALIA BOWLING

	O	M	R	W	O	M	R	W
JP Behrendorff	20.4	5	62	4	20	1	65	1
NJ Rimmington	20	6	58	1	26	4	82	3
MG Hogan	22	6	64	1	21	7	71	3
MJ North	1	0	13	0				
AC Agar	22	1	93	2	24	2	83	1
HWR Cartwright	3	0	14	2	7	1	19	0

### WESTERN AUSTRALIA BATTING

CT Bancroft	c Wade b Siddle	12	c Wade b Siddle	6
MJ North	lbw b Fawad Ahmed	45	not out	118
JW Rogers	c Handscomb b Hastings	95	c Hussey b Hastings	30
SE Marsh*	c Quiney b Boland	42	c Boland b White	4
WG Bosisto	c Hussey b Christian	15	lbw b White	44
SM Whiteman	c Hastings b Fawad Ahmed	1	c Wade b White	0
HWR Cartwright	b Fawad Ahmed	5	lbw b White	0
AC Agar	c Quiney b Fawad Ahmed	1	c White b Siddle	6
NJ Rimmington	c Handscomb b Fawad Ahmed	11	b Boland	10
JP Behrendorff	not out	17	not out	4
MG Hogan	c Hastings b Fawad Ahmed	13	did not bat	
Extras	(lb 5, w 1, nb 7)	13	(b 4, lb 14, nb 4)	22

**TOTAL:** 270 8 for 244

**FOW:** 20, 107, 185, 218, 220, 223, 224, 233, 240, 270 16, 63, 187, 200, 206, 208, 219, 235

### VICTORIA BOWLING

	O	M	R	W	O	M	R	W
PM Siddle	11	3	28	1	22	6	39	2
SM Boland	15	4	39	1	18	7	16	1
JW Hastings	18	5	43	1	18	4	47	1
DT Christian	19	3	60	1	11	4	33	0
Fawad Ahmed	16.1	2	68	6	16	3	52	0
DJ Hussey	4	0	27	0	1	0	1	0
CL White					17	4	38	4

## WESTERN AUSTRALIA v SOUTH AUSTRALIA

Played at the WACA Ground, 6-9 Nov 2013  
Umpires: AJ Barrow and IH Lock  
Toss: South Australia  
Result: South Australia won  
Player of the Match: CJ Sayers

### SOUTH AUSTRALIA BATTING

SJ Raphael	c Whiteman b Hogan	21	lbw b Johnson	0
PJ Hughes	c Whiteman b Hogan	25	c Johnson b Agar	23
TM Head	lbw b Johnson	51	c Rogers b Johnson	92
TLW Cooper	c Voges b Behrendorff	24	b Hogan	0
KR Smith	c Whiteman b Hogan	5	c Rogers b Hogan	57
J Botha*	c Hogan b Agar	10	c Whiteman b Hogan	11
TP Ludeman	c Whiteman b Behrendorff	0	lbw b Bosisto	23
JM Mennie	c Behrendorff b Johnson	50	c Agar b Behrendorff	55
TL Lawford	c Whiteman b Behrendorff	19	c Rogers b Bosisto	10
CJ Sayers	c Rogers b Behrendorff	0	c Bancroft b Johnson	27
J Munting	not out	13	not out	16
Extras	(lb 2, w 2)	4	(b 9, lb 2, w 1)	12

**TOTAL:** 222 326

**FOW:** 37, 98, 120, 126, 130, 130, 160, 191, 197, 222 0, 62, 62, 155, 184, 189, 226, 236, 289, 326

### WESTERN AUSTRALIA BOWLING

	O	M	R	W	O	M	R	W
MG Johnson	16.4	3	74	2	21	1	88	3
JP Behrendorff	19	5	58	4	17.5	6	89	1
MG Hogan	20	9	43	3	24	10	63	3
AC Agar	13	2	45	1	28	8	47	1
JW Rogers					1	1	0	0
WG Bosisto					7	0	28	2

### WESTERN AUSTRALIA BATTING

CT Bancroft	c Ludeman b Lawford	40	b Sayers	35
MJ North	c Ludeman b Sayers	50	lbw b Lawford	37
JW Rogers	b Botha	5	b Sayers	31
WG Bosisto	c Ludeman b Botha	4	c Ludeman b Sayers	0
AC Voges*	lbw b Botha	38	c Smith b Lawford	9
MR Marsh	c Ludeman b Lawford	20	c Cooper b Botha	19
SM Whiteman	lbw b Sayers	30	not out	47
AC Agar	b Botha	0	c Ludeman b Mennie	1
MG Johnson	c Cooper b Mennie	27	lbw b Mennie	5
JP Behrendorff	c Hughes b Sayers	5	c Ludeman b Lawford	0
MG Hogan	not out	4	c Botha b Sayers	15
Extras	(lb 7)	7	(b 8, lb 2, nb 1)	11

**TOTAL:** 230 210

**FOW:** 88, 97, 97, 117, 158, 160, 160, 210, 223, 230 49, 53, 109, 109, 114, 132, 146, 147, 153, 210

### SOUTH AUSTRALIA BOWLING

	O	M	R	W	O	M	R	W
CJ Sayers	25.3	9	64	3	20	11	34	4
J Munting	13	4	37	0	3	0	20	0
JM Mennie	21	6	37	1	15	6	40	2
TL Lawford	14	2	36	2	14	7	41	3
J Botha	16	4	47	4	18	3	65	1
TM Head	1	0	2	0				

## SOUTH AUSTRALIA v WESTERN AUSTRALIA

Played at the Adelaide Oval, 13-16 Nov 2013  
Umpires: DB Mealey and AP Ward  
Toss: Western Australia  
Result: Match drawn  
Player of the Match: PJ Hughes

### WESTERN AUSTRALIA BATTING

CT Bancroft	c Cooper b Botha	26	lbw b Mennie	25
MJ North	c Mennie b Botha	110	not out	84
JW Rogers	lbw b Zampa	37	c Sayers b Botha	4
SE Marsh*	lbw b Botha	4	c Cooper b Zampa	13
MR Marsh	lbw b Zampa	2	not out	65
WG Bosisto	c Klinger b Botha	10	did not bat	
SM Whiteman	c Ludeman b Lawford	65	did not bat	
AC Agar	c Ludeman b Lawford	93	did not bat	
NM Coulter-Nile	b Mennie	41	did not bat	
NJ Rimmington	c Mennie b Zampa	26	did not bat	
RM Duffield	not out	2	did not bat	
Extras	(b 1, lb 6, w 1, nb 10)	18	(b 2, lb 2, w 1, nb 6)	11

**TOTAL:** 434 3 for 202

**FOW:** 62, 156, 169, 172, 194, 200, 347, 382, 414, 434 53, 63, 90

### SOUTH AUSTRALIA BOWLING

	O	M	R	W	O	M	R	W
CJ Sayers	26	8	56	0	17	3	55	0
TL Lawford	27	2	86	2	9	1	29	0
JM Mennie	20	3	72	1	13	7	16	1
J Botha	38	7	120	4	20	9	22	1
A Zampa	21.2	2	93	3	16	2	62	1
TM Head					5	1	14	0

### SOUTH AUSTRALIA BATTING

M Klinger	c & b Duffield	125
PJ Hughes	run out (Coulter-Nile)	204
TM Head	c Whiteman b Duffield	98
TL Lawford	c MR Marsh b Duffield	25
TLW Cooper	b Coulter-Nile	47
TP Ludeman	c SE Marsh b Agar	19
KR Smith	c Coulter-Nile b Rimmington	25
J Botha*	c Coulter-Nile b Rimmington	28
A Zampa	b Agar	1
JM Mennie	b Rimmington	1
CJ Sayers	not out	0
Extras	(b 5, lb 6, w 3, nb 14)	28

**TOTAL:** 601

**FOW:** 253, 420, 473, 476, 544, 554, 587, 593, 601, 601

### WESTERN AUSTRALIA BOWLING

	O	M	R	W	O	M	R	W
NM Coulter-Nile	35	8	133	1				
RM Duffield	27	6	114	3				
AC Agar	36	4	149	2				
NJ Rimmington	26.4	4	86	3				
MJ North	16	3	42	0				
MR Marsh	12	1	41	0				
WG Bosisto	9	2	25	0				

## WESTERN AUSTRALIA v VICTORIA

Played at the WACA Ground, 22-25 Nov 2013  
Umpires: SD Fry and WR Knights  
Toss: Victoria  
Result: Western Australia won  
Player of the Match: MJ North

### WESTERN AUSTRALIA BATTING

CT Bancroft	c Handscomb b Haberfield	86
MJ North	c Handscomb b Haberfield	145
JW Rogers	c & b Haberfield	1
AC Voges*	b Hastings	69
SE Marsh	not out	127
MR Marsh	c White b Hastings	4
SM Whiteman	c Hussey b White	87
AC Agar	c Quiney b White	13
NM Coulter-Nile	c Hastings b Finch	19
JP Behrendorff	did not bat	
MG Hogan	did not bat	
Extras	(b 9, lb 9, w 2, nb 10)	30

**TOTAL:** 8 for 581 dec

**FOW:** 208, 210, 302, 333, 341, 518, 536, 581

### VICTORIA BOWLING

	O	M	R	W	O	M	R	W
CJ McKay	24	4	91	0				
JA Haberfield	26	3	118	3				
JW Hastings	20	7	52	2				
DT Christian	21	5	53	0				
Fawad Ahmed	18	3	59	0				
GJ Maxwell	21	0	106	0				
CL White	12	1	84	2				
AJ Finch	0.2	0	0	1				

### VICTORIA BATTING

RJ Quiney*	lbw b Behrendorff	6	b MR Marsh	53
AJ Finch	c SE Marsh b Coulter-Nile	5	lbw b Behrendorff	12
PSP Handscomb	c Rogers b Coulter-Nile	7	c MR Marsh b Hogan	27
CL White	b Coulter-Nile	0	b North	131
GJ Maxwell	c Hogan b Behrendorff	38	b Agar	35
DJ Hussey	c Rogers b Coulter-Nile	85	c Behrendorff b Coulter-Nile	9
DT Christian	c Whiteman b Behrendorff	1	c Whiteman b Coulter-Nile	40
JW Hastings	c Agar b MR Marsh	6	lbw b North	19
CJ McKay	c Bancroft b Agar	24	c Whiteman b Coulter-Nile	0
JA Haberfield	not out	9	c Whiteman b Coulter-Nile	1
Fawad Ahmed	c Whiteman b North	8	not out	0
Extras	(lb 6, w 1, nb 2)	9	(b 14, lb 2, w 1, nb 1)	18

**TOTAL:** 198 345

**FOW:** 6, 14, 14, 25, 73, 77, 131, 175, 179, 198 14, 63, 118, 190, 228, 310, 341, 341, 343, 345

### WESTERN AUSTRALIA BOWLING

	O	M	R	W	O	M	R	W
JP Behrendorff	18	7	46	3	18	2	63	1
NM Coulter-Nile	16	4	57	4	20	5	53	4
MG Hogan	11	3	34	0	15	4	61	1
MR Marsh	11	3	33	1	14	2	55	1
AC Agar	13	7	21	1	16	2	59	1
MJ North	1.5	1	1	1	12.4	2	38	2

## WESTERN AUSTRALIA v QUEENSLAND

Played at the WACA Ground, 29 Nov - 2 Dec 2013  
Umpires: GA Abood and AJ Barrow  
Toss: Western Australia  
Result: Match drawn  
Player of the Match: LA Pomersbach

### WESTERN AUSTRALIA BATTING

CT Bancroft	lbw b Cutting	16	c Hartley b Hopes	38
MJ North	c Hartley b Feldman	4	c Hartley b Feldman	0
JW Rogers	c Hauritz b Hopes	4	st Hartley b Hauritz	22
AC Voges*	c Reardon b Cutting	12	not out	235
SE Marsh	c Forrest b Nesar	6	c Nesar b Hopes	47
MR Marsh	c Pomersbach b Feldman	96	lbw b Hopes	27
SM Whiteman	c Hartley b Nesar	61	not out	74
AC Agar	c Hartley b Feldman	26	did not bat	
NM Coulter-Nile	c Lynn b Hauritz	12	did not bat	
JP Behrendorff	not out	6	did not bat	
MG Hogan	c Hartley b Feldman	0	did not bat	
Extras	(lb 7, w 2, nb 2)	11	(b 4)	4

**TOTAL:** 254 5 for 447 dec

**FOW:** 11, 20, 34, 45, 47, 198, 226, 247, 247, 254 1, 46, 117, 216, 285

### QUEENSLAND BOWLING

	O	M	R	W	O	M	R	W
LW Feldman	19.2	4	58	4	25	9	82	1
JR Hopes	16	8	28	1	30.3	12	73	3
BCJ Cutting	16	2	50	2	23	3	87	0
MG Nesar	19	6	62	2	22	7	70	0
NM Hauritz	10	2	49	1	33	3	131	1

### QUEENSLAND BATTING

NJ Reardon	c MR Marsh b Hogan	21	c Coulter-Nile b Agar	10
LA Pomersbach	c Voges b Hogan	159	c & b Agar	40
UT Khawaja	run out (Rogers)	64	not out	16
CA Lynn	lbw b Agar	28	not out	10
NM Hauritz	b Behrendorff	8	did not bat	
PJ Forrest	b Hogan	21	did not bat	
JR Hopes*	c Whiteman b Coulter-Nile	50	did not bat	
CD Hartley	c Voges b Behrendorff	6	did not bat	
MG Nesar	c Voges b Coulter-Nile	14	did not bat	
BCJ Cutting	run out (MR Marsh)	1	did not bat	
LW Feldman	not out	12	did not bat	
Extras	(b 4, lb 5, nb 8)	17	(b 4, lb 1)	5

**TOTAL:** 401 2 for 81

**FOW:** 51, 193, 255, 277, 306, 312, 336, 385, 386, 401 47, 61

### WESTERN AUSTRALIA BOWLING

	O	M	R	W	O	M	R	W
JP Behrendorff	22	5	77	2	4	2	13	0
NM Coulter-Nile	26.4	3	95	2	6	1	21	0
MG Hogan	21	5	69	3	7	2	16	0
MR Marsh	20	4	47	0	2	0	4	0
AC Agar	29	3	104	1	11	6	22	2

## TASMANIA v WESTERN AUSTRALIA

Played at the Bellerive Oval, 8-10 Dec 2013  
Umpires: GJ Davidson and P Wilson  
Toss: Tasmania  
Result: Western Australia won  
Player of the Match: MR Marsh

### WESTERN AUSTRALIA BATTING

CT Bancroft	c Dunk b Doherty	93	c Paine b Rainbird	9
LJC Towers	lbw b Rainbird	28	c Dunk b Rainbird	4
SE Marsh	c Cosgrove b Gulbis	1	lbw b Rainbird	4
AC Voges*	c Paine b Fekete	59	c Paine b Fekete	11
MR Marsh	c Paine b Fekete	4	c Cosgrove b Gulbis	70
AJ Turner	c Paine b Gulbis	15	st Paine b Cosgrove	30
SM Whiteman	c Paine b Butterworth	24	lbw b Fekete	30
AC Agar	c Silk b Gulbis	0	c Silk b Fekete	14
RM Duffield	c Paine b Butterworth	8	c Paine b Fekete	2
MG Hogan	c Dunk b Butterworth	12	c Paine b Gulbis	10
S Mackin	not out	5	not out	0
Extras	(lb 5, w 4)	9	(lb 2, nb 1)	3

**TOTAL:** 258 187

**FOW:** 58, 59, 172, 180, 202, 211, 226, 241, 245, 258 8, 12, 23, 32, 83, 148, 174, 176, 178, 187

### TASMANIA BOWLING

	O	M	R	W	O	M	R	W
LR Butterworth	18.5	6	46	3	21	9	45	0
SL Rainbird	20	3	60	1	11	2	32	3
AL Fekete	15	2	44	2	21	6	54	4
XJ Doherty	16	1	54	1	2	0	5	0
EP Gulbis	19	5	44	3	18.4	8	44	2
MJ Cosgrove	1	0	5	0	3	0	5	1
XJ Doherty					2	0	5	0

### TASMANIA BATTING

JC Silk	c Whiteman b Duffield	8	c Voges b Duffield	18
MJ Cosgrove	c Bancroft b Hogan	8	c Whiteman b Hogan	4
EJM Cowan	c Bancroft b Duffield	0	lbw b Mackin	24
AJ Doolan	c Bancroft b MR Marsh	9	c Whiteman b Agar	75
BR Dunk	lbw b Duffield	0	c Towers b MR Marsh	19
TD Paine*	c Voges b Mackin	12	c Mackin b Agar	4
LR Butterworth	c Voges b MR Marsh	72	b Hogan	8
XJ Doherty	c SE Marsh b MR Marsh	0	b Hogan	0
EP Gulbis	c Voges b Hogan	80	b Hogan	5
SL Rainbird	c SE Marsh b MR Marsh	0	not out	3
AL Fekete	not out	0	c Whiteman b Hogan	0
Extras	(b 1, lb 5, nb 1)	7	(lb 1, w 4)	5

**TOTAL:** 196 165

**FOW:** 12, 12, 20, 23, 39, 41, 41, 186, 196, 196 5, 40, 83, 130, 145, 152, 157, 157, 165, 165

### WESTERN AUSTRALIA BOWLING

	O	M	R	W	O	M	R	W
RM Duffield	13	1	55	3	11	3	24	1
MG Hogan	13.1	6	39	2	14.3	4	37	5
S Mackin	9	1	50	1	7	1	29	1
MR Marsh	7	2	19	4	11	2	54	1
AC Agar	5	0	27	0	9	2	20	2

## WESTERN AUSTRALIA v TASMANIA

Played at the WACA Ground, 12-15 Feb 2014  
Umpires: DB Mealey and AP Ward  
Toss: Tasmania,  
Result: Western Australia won  
Player of the Match: MJ North

### TASMANIA BATTING

EJM Cowan	c Whiteman b Hogan	16	c Duffield b North	59
MJ Cosgrove	c Voges b Hogan	71	c Voges b Hogan	48
JW Wells	c Voges b Beer	41	lbw b Hogan	0
GJ Bailey*	c Whiteman b Hogan	9	c Whiteman b Marsh	83
BR Dunk	c Voges b Hogan	2	c Whiteman b Duffield	9
TD Paine	c Coulter-Nile b Marsh	9	c Voges b Marsh	4
LR Butterworth	lbw b Coulter-Nile	56	c North b Duffield	8
BW Hilfenhaus	st Whiteman b Beer	23	c Beer b Marsh	29
XJ Doherty	not out	5	c Bancroft b Duffield	0
SL Rainbird	c Whiteman b Coulter-Nile	0	c Whiteman b Marsh	32
AL Fekete	c Whiteman b Coulter-Nile	4	not out	0
Extras	(b 6, lb 2, nb 4)	12	(lb 4, w 5, nb 5)	14

**TOTAL:** 248 286

**FOW:** 39, 104, 127, 134, 145, 178, 239, 239, 64, 64, 200, 200, 204, 217, 236, 236, 240, 248, 282, 286

### WESTERN AUSTRALIA BOWLING

	O	M	R	W	O	M	R	W
NM Coulter-Nile	16.5	5	60	3	3.3	1	27	0
RM Duffield	13	2	53	0	26.3	11	67	3
MG Hogan	17	3	55	4	24	11	60	2
MJ North	1	0	5	0	6	1	23	1
MR Marsh	9	2	40	1	13	4	35	4
MA Beer	16	7	27	2	22	2	70	0

### WESTERN AUSTRALIA BATTING

CT Bancroft	lbw b Doherty	17	lbw b Fekete	10
MJ North	c Rainbird b Hilfenhaus	87	c Bailey b Rainbird	79
MA Beer	b Butterworth	2	lbw b Fekete	4
MS Harris	c Hilfenhaus b Fekete	20	b Rainbird	18
AC Voges*	c Butterworth b Hilfenhaus	18	c Rainbird b Doherty	75
MR Marsh	c Butterworth b Doherty	30	c Butterworth b Hilfenhaus	18
AJ Turner	c Cosgrove b Hilfenhaus	13	not out	13
SM Whiteman	c Doherty b Hilfenhaus	55	not out	29
NM Coulter-Nile	c Paine b Hilfenhaus	34	did not bat	
RM Duffield	c Rainbird b Hilfenhaus	0	did not bat	
MG Hogan	not out	0	did not bat	
Extras	(lb 1, nb 2)	3	(b 3, lb 4, w 5, nb 1)	13

**TOTAL:** 279 6 for 259

**FOW:** 56, 60, 93, 127, 173, 179, 208, 268, 268, 279, 20, 26, 49, 184, 203, 220

### TASMANIA BOWLING

	O	M	R	W	O	M	R	W
LR Butterworth	22	5	65	1	17	8	21	0
SL Rainbird	15	6	45	0	20	4	61	2
BW Hilfenhaus	23.3	5	82	6	25	8	44	1
AL Fekete	19	7	55	1	15	1	54	2
XJ Doherty	13	6	31	2	13.4	3	67	1
MJ Cosgrove	1	1	0	0				
JW Wells					1	0	5	0

## WESTERN AUSTRALIA v NEW SOUTH WALES

Played at the WACA Ground, 20-23 Feb 2014  
Umpires: AK Chaudhary (India) and MD Martell  
Toss: New South Wales  
Result: Western Australia won  
Player of the Match: AC Voges

### NEW SOUTH WALES BATTING

RGL Carters	c Whiteman b Marsh	104	c Whiteman b Hogan	37
NJ Maddinson	c Marsh b Duffield	11	c & b Behrendorff	15
SO Henry	c Marsh b Behrendorff	18	c Whiteman b Marsh	10
BJ Rohrer	c Whiteman b Behrendorff	77	lbw b Behrendorff	35
KR Patterson	b Behrendorff	29	c Duffield b Behrendorff	0
PM Nevill*	lbw b Hogan	30	c Voges b North	23
TA Copeland	c Voges b Hogan	11	Whiteman b Behrendorff	1
SA Abbott	c Harris b Marsh	34	c Whiteman b Hogan	0
M Singh	c Bancroft b Behrendorff	12	c Whiteman b North	0
JR Hazlewood	c Turner b Behrendorff	0	b North	0
DE Bollinger	not out	6	not out	2
Extras	(lb 4, w 2, nb 6)	12	(lb 1, nb 2)	3

**TOTAL:** 344 126

**FOW:** 30, 72, 182, 234, 255, 288, 291, 315, 18, 36, 87, 87, 123, 123, 123, 124, 337, 344, 124, 126

### WESTERN AUSTRALIA BOWLING

	O	M	R	W	O	M	R	W
MG Hogan	24	9	54	2	14	9	17	2
JP Behrendorff	23.5	8	65	5	13.3	6	35	4
MR Marsh	15	4	46	2	5	0	27	1
RM Duffield	17	1	73	1	5	1	25	0
AC Agar	14	0	70	0	10	5	12	0
MJ North	14	1	32	0	6	2	9	3

### WESTERN AUSTRALIA BATTING

CT Bancroft	lbw b Bollinger	0	st Nevill b Singh	0
MJ North	run out (Abbott)	69	not out	4
MS Harris	c Nevill b Abbott	49	c Copeland b Singh	2
AC Voges*	c & b Singh	155	not out	4
MR Marsh	c Henry b Abbott	25	did not bat	
AJ Turner	c Nevill b Abbott	2	did not bat	
SM Whiteman	b Singh	88	did not bat	
AC Agar	run out (Bollinger)	7	did not bat	
JP Behrendorff	lbw b Copeland	29	did not bat	
RM Duffield	c Patterson b Abbott	16	did not bat	
MG Hogan	not out	0	did not bat	
Extras	(b 9, lb 8, w 1, nb 4)	22		0

**TOTAL:** 462 2 for 10

**FOW:** 0, 107, 127, 195, 209, 398, 415, 431, 462, 462, 0, 2

### NEW SOUTH WALES BOWLING

	O	M	R	W	O	M	R	W
DE Bollinger	24	4	69	1				
TA Copeland	32	9	78	1				
JR Hazlewood	26	8	53	0				
SA Abbott	20.1	3	71	4	1	0	4	0
M Singh	35	3	163	2	1.1	0	6	2
NJ Maddinson	1	0	11	0				

## QUEENSLAND v WESTERN AUSTRALIA

Played at the Brisbane Cricket Ground, 3-6 Mar 2014  
Umpires: MW Graham-Smith and SJ Nogajski  
Toss: Western Australia  
Result: Queensland won  
Player of the Match: PJ Forrest

### QUEENSLAND BATTING

DP Michael	c Whiteman b Behrendorff	26	lbw b Behrendorff	46
JA Burns	b Behrendorff	15	c Whiteman b Rimmington	1
UT Khawaja	c North b Rimmington	1	not out	74
CA Lynn	c & b Rimmington	88	c Whiteman b Rimmington	39
PJ Forrest	c Voges b North	133	not out	12
JR Hopes*	c Whiteman b Hogan	37	did not bat	
CD Hartley	c sub (RM Duffield) b Behrendorff	6	did not bat	
MG Nesar	c Whiteman b Rimmington	40	did not bat	
CJ Boyce	c Bancroft b Behrendorff	11	did not bat	
AC McDermott	not out	2	did not bat	
LW Feldman	c Hogan b Behrendorff	0	did not bat	
Extras	(b 8, lb 18, w 2, nb 4)	32	(b 3, lb 1, w 1, nb 1)	6

**TOTAL:** 391 3 for 178 dec

**FOW:** 28, 37, 74, 170, 262, 276, 371, 379, 391, 391 4, 93, 161

### WESTERN AUSTRALIA BOWLING

	O	M	R	W	O	M	R	W
MG Hogan	29	11	67	1	9	2	30	0
JP Behrendorff	27	7	105	5	13	5	32	1
NJ Rimmington	32	13	74	3	11	3	32	2
MR Marsh	6.5	2	14	0				
AC Agar	21	2	68	0	15	0	74	0
AJ Turner	0.1	0	0	0	2	0	6	0
MJ North	13	1	37	1				

### WESTERN AUSTRALIA BATTING

CT Bancroft	c Boyce b Hopes	0	lbw b McDermott	16
MJ North	c Hartley b Nesar	4	c Boyce b Hopes	4
MS Harris	lbw b Hopes	0	c Hartley b Feldman	4
AC Voges*	c Boyce b McDermott	34	c Hartley b Feldman	41
AJ Turner	c Forrest b Hopes	41	lbw b Feldman	3
SM Whiteman	lbw b Nesar	13	c Burns b Nesar	26
MR Marsh	c Hartley b Nesar	8	lbw b Boyce	13
AC Agar	c Feldman b Hopes	33	b Nesar	2
JP Behrendorff	c Hartley b Hopes	19	not out	6
NJ Rimmington	not out	13	c Hartley b Feldman	0
MG Hogan	c Hartley b Hopes	6	c Lynn b Nesar	12
Extras	(w 4)	4	(b 1, lb 9, w 5, nb 2)	17

**TOTAL:** 175 144

**FOW:** 3, 3, 13, 80, 80, 96, 108, 150, 158, 175 11, 18, 45, 66, 66, 95, 122, 124, 127, 144

### QUEENSLAND BOWLING

	O	M	R	W	O	M	R	W
LW Feldman	20	4	36	0	15	5	26	4
JR Hopes	21	8	45	6	14	2	19	1
MG Nesar	12	3	37	3	11.4	1	44	3
AC McDermott	15	3	39	1	15	10	18	1
CJ Boyce	4	1	18	0	10	0	27	1

## NEW SOUTH WALES v WESTERN AUSTRALIA

Played at the Manuka Oval, 11-14 Mar 2014  
Umpires: GA Abood and P Wilson  
Toss: Western Australia  
Result: New South Wales won  
Player of the Match: SPD Smith

### WESTERN AUSTRALIA BATTING

CT Bancroft	c Maddinson b Hazlewood	4	c Smith b O'Keefe	17
MJ North	lbw b Hazlewood	0	lbw b Bollinger	44
MS Harris	c Smith b Hazlewood	8	c Rohrer b Abbott	36
AC Voges*	c Nevill b Bollinger	2	c Smith b Bollinger	0
SE Marsh	b Bollinger	0	c Nevill b Hazlewood	113
AJ Turner	c Carters b Lyon	25	c sub (TA Copeland) b Abbott	3
SM Whiteman	c Smith b Lyon	9	c Nevill b Hazlewood	36
AC Agar	lbw b Bollinger	5	c Smith b Lyon	24
JP Behrendorff	not out	15	b O'Keefe	20
RM Duffield	c Hazlewood b Bollinger	0	c Nevill b Hazlewood	6
MG Hogan	b Hazlewood	9	not out	2
Extras	(lb 1, nb 4)	5	(b 6, lb 6, w 3)	15

**TOTAL:** 82 316

**FOW:** 2, 9, 13, 13, 15, 31, 55, 66, 66, 82 41, 101, 102, 103, 109, 173, 217, 254, 305, 316

### NEW SOUTH WALES BOWLING

	O	M	R	W	O	M	R	W
DE Bollinger	11	2	28	4	24	4	59	2
JR Hazlewood	8.4	3	14	4	31	13	53	3
SA Abbott	5	0	19	0	19	5	41	2
NM Lyon	10	4	20	2	35	9	91	1
SNJ O'Keefe	1	1	0	0	16	2	57	2
SPD Smith					1	0	3	0

### NEW SOUTH WALES BATTING

NJ Maddinson	c Hogan b Agar	30	c Voges b Agar	35
RGL Carters	lbw b Hogan	3	c Hogan b North	26
SPD Smith*	c Duffield b Agar	48	c Behrendorff b Agar	89
BJ Rohrer	c Voges b Duffield	16	c Harris b Behrendorff	15
KR Patterson	c Bancroft b Agar	44	c Duffield b North	1
PM Nevill	lbw b Behrendorff	8	c Whiteman b Duffield	3
SA Abbott	c Voges b Behrendorff	4	c Bancroft b North	4
SNJ O'Keefe	c Hogan b North	11	not out	31
NM Lyon	not out	7	not out	8
JR Hazlewood	c Hogan b Agar	6	did not bat	
DE Bollinger	c Duffield b Agar	2	did not bat	
Extras	(b 3, lb 2, nb 2)	7	(lb 1)	1

**TOTAL:** 186 7 for 213

**FOW:** 8, 75, 99, 103, 138, 144, 170, 171, 183, 186 47, 67, 119, 122, 137, 158, 188

### WESTERN AUSTRALIA BOWLING

	O	M	R	W	O	M	R	W
JP Behrendorff	16	5	37	2	9	2	18	1
MG Hogan	20	8	23	1	11	5	24	0
RM Duffield	14	7	35	1	15	5	45	1
AC Agar	24.5	3	74	5	20	3	64	2
AJ Turner	2	1	6	0				
MJ North	3	0	6	1	23	4	61	3



Shaun Marsh enjoys the moment after reaching triple figures.

## NEW SOUTH WALES v WESTERN AUSTRALIA - FINAL

Played at the Manuka Oval, 21-25 Mar 2014

Umpires: SD Fry and JD Ward

Toss: New South Wales

Result: Match drawn - New South Wales won the Series

Player of the Match: MC Henriques

### NEW SOUTH WALES BATTING

NJ Maddinson	lbw b Duffield	14	c SE Marsh b Duffield	0
RGL Carters	c Whiteman b Hogan	72	lbw b Behrendorff	0
SPD Smith*	c & b Behrendorff	75	not out	103
BJ Rohrer	c Whiteman b Hogan	6	c Whiteman b Behrendorff	27
KR Patterson	b Behrendorff	8	c Behrendorff b North	52
MC Henriques	c Hogan b Duffield	140	not out	10
PM Nevill	c MR Marsh b Behrendorff	0	did not bat	
SNJ O'Keefe	lbw b Behrendorff	41	did not bat	
TA Copeland	c Whiteman b Hogan	35	did not bat	
NM Lyon	not out	36	did not bat	
JR Hazlewood	c Whiteman b Duffield	0	did not bat	
Extras	(b 2, lb 6, w 1, nb 11)	20	(b 1, nb 4)	5

**TOTAL:** 447 4 for 197

**FOW:** 43, 164, 177, 184, 189, 189, 279, 345, 440, 447 0, 4, 57, 148

### WESTERN AUSTRALIA BOWLING

	O	M	R	W	O	M	R	W
JP Behrendorff	33	8	95	4	16	3	50	2
MG Hogan	36	11	78	3	16	8	26	0
RM Duffield	31.5	2	126	3	15	4	44	1
AC Agar	40	10	89	0	21	4	66	0
MJ North	25	8	50	0	9	4	10	1
AC Voges	2	1	1	0				
SE Marsh	1	1	0	0				

### WESTERN AUSTRALIA BATTING

CT Bancroft	c Nevill b Hazlewood	0
MJ North	run out (Hazlewood)	2
MS Harris	lbw b Hazlewood	0
AC Voges*	c Carters b Hazlewood	7
SE Marsh	lbw b Henriques	40
RM Duffield	c Nevill b Hazlewood	6
MR Marsh	not out	92
SM Whiteman	c Nevill b Hazlewood	12
AC Agar	c Nevill b Hazlewood	2
JP Behrendorff	c Nevill b O'Keefe	2
MG Hogan	b Copeland	0
Extras	(b 3, lb 5, w 5, nb 4)	17

**TOTAL:** 180

**FOW:** 0, 0, 8, 10, 23, 121, 144, 162, 171, 180

### NEW SOUTH WALES BOWLING

	O	M	R	W	O	M	R	W
JR Hazlewood	22	6	50	6				
TA Copeland	18.5	9	37	1				
NM Lyon	18	11	23	0				
SNJ O'Keefe	14	3	19	1				
MC Henriques	10	3	36	1				
SPD Smith	1	0	4	0				
BJ Rohrer	1	0	3	0				



Marcus North raises his bat after another century.





The Alcohol.Think Again Western Warriors may have headed home from the new carnival-style RYOB! One-Day Cup in Sydney with just one win, but coach Justin Langer insisted afterwards they “weren’t far off”.

The Warriors finished fifth, with one win and five defeats from their six games. The returns of Shaun Marsh (304 runs at 76.00), after injury, and Simon Katich (140 runs at 35.00, including two half-centuries), who hadn’t played for WA since 2002, provided a boost, along with the emergence of newcomer Andrew Tye (13 wickets at 19.30).

Despite the disappointing results for the youthful side, Langer said they took plenty from the October tournament. “We just needed to win those key moments,” Langer said. “When you’ve got so many kids in the team, it’s something you can’t teach them. They need to learn from experience.

“There’s no magic formula, there’s no magic dust, we need to keep working hard and giving these kids great experience.”

The timing of the month-long carnival, shortly after the Perth Scorchers’ Champions League T20 campaign concluded, meant a congested schedule for WA, who played six games in 11 days.

Skipper Adam Voges, along with Mitchell Johnson and Nathan Coulter-Nile, was absent away with the Australian One-Day side in India, meaning Michael Beer captained WA.

WA started with an 84-run loss to eventual winners Queensland at Bankstown, with early wickets costing the

Warriors in their pursuit of 203 on a difficult pitch for batting.

The Warriors were beaten by five wickets in the penultimate over by New South Wales in a tighter contest at Hurstville. Marcus North hinted at a return to form with a well-constructed 51.

Shaun Marsh and Katich returned for WA’s third fixture, on the batsman friendly North Sydney Oval, but Victoria’s 8/331 was too much. Katich made 67 off 58 balls on his return but the Warriors were always off the pace.

Katich played more fine strokes, posting 66, while young opener Cam Bancroft made 63 as WA scored 5/285 against fellow winless outfit South Australia in Drummoyne. However, the Redbacks got home after a tense run chase, led by Tom Cooper’s century.

The Warriors broke through for their first win against Tasmania in Blacktown. Shaun Marsh (84) and John Rogers (68) put together an important 150-run second wicket stand, which helped WA reach 8/256. Tight bowling from WA spinners Beer and North restricted the Tigers, before Tye claimed a maiden five-wicket haul to clinch a 52-run win.

WA’s campaign ended with defeat, despite Shaun Marsh’s swashbuckling 119, which included five sixes. He lacked support around him and WA’s 9/212 was never enough with the short boundaries at North Sydney, with Usman Khawaja (88\*) guiding Queensland home in a rain-affected match.

	Mat	W	L	T	N/R	Pts	NRR	For	Against
Queensland	6	5	1	0	0	22	0.935	2226/379.3	2035/394
New South Wales	6	4	2	0	0	17	0.372	1641/347.3	1800/336.1
Victoria	6	4	2	0	0	15.5	0.263	1834/382.3	1808/399.3
Tasmania	6	3	3	0	0	12	-0.493	1966/400	2081/396.4
<b>Western Australia</b>	<b>6</b>	<b>1</b>	<b>5</b>	<b>0</b>	<b>0</b>	<b>4</b>	<b>-0.506</b>	<b>1693/350</b>	<b>1701/349.5</b>
South Australia	6	1	5	0	0	4	-0.516	1825/400	1760/383.2

## AVERAGES

### BATTING

Player	Mat	Inns	NO	Runs	HS	Avg	BF	SR	100	50	0	4s	6s
SE Marsh	4	4	-	304	119	76.00	363	83.74	1	2	-	29	8
SM Katich	4	4	-	140	67	35.00	113	123.89	-	2	-	11	7
MJ North	6	6	-	183	51	30.50	239	76.56	-	1	-	15	-
JW Rogers	6	6	-	146	68	24.33	217	67.28	-	1	-	11	3
HWR Cartwright	5	5	1	93	35	23.25	135	68.88	-	-	1	8	1
AJ Tye	5	5	1	91	28*	22.75	81	112.34	-	-	-	5	7
CT Bancroft	6	6	-	131	63	21.83	223	58.74	-	1	-	11	2
NJ Rimmington	6	5	1	71	40	17.75	76	93.42	-	-	1	5	4
RM Duffield	3	2	1	13	13*	13.00	20	65.00	-	-	1	-	1
MS Harris	2	2	-	25	25	12.50	37	67.56	-	-	1	4	1
SM Whiteman	6	6	1	61	17	12.20	105	58.09	-	-	1	6	-
AC Agar	2	2	-	12	10	6.00	26	46.15	-	-	-	1	-
MA Beer	6	3	1	7	4	3.50	18	38.88	-	-	-	-	-
JP Behrendorff	4	4	4	35	24*	-	62	56.45	-	-	-	1	-
BT Cockley	1	-	-	-	-	-	-	-	-	-	-	-	-

### BOWLING

Player	Mat	Inns	Overs	Mdns	Runs	Wkts	BB	Avg	Econ	SR	4	5	Ct	St
MA Beer	6	6	55	2	226	4	1/31	56.50	4.10	82.50	-	-	2	-
AC Agar	2	2	17	1	73	1	1/30	73.00	4.29	102.00	-	-	1	-
MJ North	6	4	18	-	80	2	1/26	40.00	4.44	54.00	-	-	3	-
NJ Rimmington	6	6	54.2	7	259	4	2/50	64.75	4.76	81.50	-	-	1	-
HWR Cartwright	5	4	18	-	88	1	1/12	88.00	4.88	108.00	-	-	2	-
RM Duffield	3	3	25.5	2	130	2	1/19	65.00	5.03	77.50	-	-	-	-
JP Behrendorff	4	4	35	3	181	4	3/66	45.25	5.17	52.50	-	-	1	-
AJ Tye	5	5	43.5	2	251	13	5/46	19.30	5.72	20.20	-	1	1	-
BT Cockley	1	1	9	-	77	-	-	-	8.55	-	-	-	1	-
CT Bancroft	6	-	-	-	-	-	-	-	-	-	-	-	-	-
MS Harris	2	-	-	-	-	-	-	-	-	-	-	-	-	-
SM Katich	4	-	-	-	-	-	-	-	-	-	-	-	3	-
SE Marsh	4	-	-	-	-	-	-	-	-	-	-	-	3	-
JW Rogers	6	-	-	-	-	-	-	-	-	-	-	-	-	-
SM Whiteman	6	-	-	-	-	-	-	-	-	-	-	-	3	1

## QUEENSLAND v WESTERN AUSTRALIA

Played at the Bankstown Oval, 11 October 2013  
Umpires: SJ Nogajski and JD Ward  
Toss: Queensland  
Result: Queensland won  
Player of the Match: NJ Reardon

### QUEENSLAND BATTING

UT Khawaja	c & b Agar	12
CD Hartley	c Behrendorff b Tye	64
JA Burns	c Rimmington b Tye	1
CA Lynn	c North b Beer	1
NJ Reardon	not out	92
JR Hopes*	not out	14
JS Floros	did not bat	
MG Naser	did not bat	
BCJ Cutting	did not bat	
NM Hauritz	did not bat	
LW Feldman	did not bat	
Extras	(b 3, lb 9, w 4, nb 2)	18

**TOTAL:** 4 for 202

**FOW:** 33, 40, 44, 150

### WESTERN AUSTRALIA BOWLING

	O	M	R	W
JP Behrendorff	8	2	35	0
NJ Rimmington	10	4	29	0
AJ Tye	8	2	32	2
AC Agar	7	1	30	1
MA Beer	10	2	34	1
HWR Cartwright	4	0	19	0
MJ North	3	0	11	0

### WESTERN AUSTRALIA BATTING

CT Bancroft	run out (Naser)	1
MS Harris	run out (Cutting)	0
SM Whiteman	b Hauritz	15
MJ North	c Khawaja b Floros	33
AJ Tye	b Cutting	22
JW Rogers	st Hartley b Hauritz	2
HWR Cartwright	b Cutting	11
AC Agar	c Hartley b Floros	2
NJ Rimmington	b Floros	0
JP Behrendorff	not out	24
MA Beer*	c & b Lynn	2
Extras	(lb 3, w 3)	6

**TOTAL:** 118

**FOW:** 1, 9, 23, 60, 65, 79, 82, 82, 109, 118

### QUEENSLAND BOWLING

	O	M	R	W
LW Feldman	7	1	17	0
MG Naser	6	0	17	0
NM Hauritz	10	2	19	2
JR Hopes	3	0	14	0
JS Floros	8	1	37	3
BCJ Cutting	7	2	8	2
CA Lynn	1.5	0	3	1

## WESTERN AUSTRALIA v NEW SOUTH WALES

Played at the Hurstville Oval, 13 October 2013  
Umpires: DB Mealey and AP Ward  
Toss: Western Australia  
Result: New South Wales won  
Player of the Match: SA Abbott

### WESTERN AUSTRALIA BATTING

CT Bancroft	c Nevill b Abbott	37
MS Harris	c Maddinson b Lyon	25
SM Whiteman	c Nevill b Abbott	17
MJ North	b Hazlewood	51
JW Rogers	c Lyon b Sandhu	15
HWR Cartwright	c Warner b Sandhu	28
AC Agar	c Maddinson b Sandhu	10
NJ Rimmington	c Nevill b Bollinger	1
AJ Tye	not out	28
JP Behrendorff	not out	4
MA Beer*	did not bat	
Extras	(lb 10, w 7)	17

**TOTAL:** 8 for 233

**FOW:** 46, 65, 101, 152, 158, 177, 180, 225

### NEW SOUTH WALES BOWLING

	O	M	R	W
DE Bollinger	10	0	40	1
JR Hazlewood	10	3	25	1
GS Sandhu	10	1	66	3
NM Lyon	10	0	49	1
SA Abbott	10	0	43	2

### NEW SOUTH WALES BATTING

PM Nevill	c Cartwright b Beer	40
DA Warner	c Cartwright b Tye	17
SPD Smith*	not out	73
NJ Maddinson	c North b Rimmington	32
KR Patterson	run out (Rimmington)	0
BJ Rohrer	c Whiteman b Behrendorff	14
SA Abbott	not out	47
GS Sandhu	did not bat	
JR Hazlewood	did not bat	
NM Lyon	did not bat	
DE Bollinger	did not bat	
Extras	(b 1, lb 3, w 7)	11

**TOTAL:** 5 for 234

**FOW:** 46, 73, 126, 129, 149

### WESTERN AUSTRALIA BOWLING

	O	M	R	W
JP Behrendorff	10	0	44	1
NJ Rimmington	9.5	0	55	1
AJ Tye	9	0	57	1
MA Beer	10	0	31	1
AC Agar	10	0	43	0

## VICTORIA v WESTERN AUSTRALIA

Played at the North Sydney Oval, 15 October 2013  
 Umpires: DB Mealey and P Wilson  
 Toss: Western Australia  
 Result: Victoria won  
 Player of the Match: JM Holland

### VICTORIA BATTING

RJ Quiney	c & b Tye	37
MP Stoinis	run out (Bancroft)	63
MS Wade*	lbw b Beer	74
CL White	c Beer b Behrendorff	76
DJ Hussey	c Marsh b Behrendorff	31
DT Christian	not out	14
PSP Handscomb	c Beer b Behrendorff	0
JW Hastings	c Katich b Tye	23
PM Siddle	c Katich b Tye	0
JM Holland	did not bat	
SM Boland	did not bat	
Extras	(b 3, lb 3, w 5, nb 2)	13

**TOTAL:** 8 for 331

**FOW:** 55, 149, 206, 289, 293, 293, 331, 331

### WESTERN AUSTRALIA BOWLING

	O	M	R	W
JP Behrendorff	10	0	66	3
RM Duffield	10	1	53	0
NJ Rimmington	10	1	55	0
MA Beer	10	0	71	1
AJ Tye	10	0	80	3

### WESTERN AUSTRALIA BATTING

CT Bancroft	c Wade b Boland	27
SE Marsh	lbw b Holland	47
JW Rogers	c Stoinis b Holland	37
MJ North	c Boland b Holland	13
SM Katich	c Handscomb b Christian	67
SM Whiteman	c Handscomb b Holland	7
NJ Rimmington	c Hussey b Boland	40
AJ Tye	c Boland b Christian	17
RM Duffield	run out (Stoinis)	0
JP Behrendorff	not out	2
MA Beer*	run out (Stoinis)	4
Extras	(b 6, lb 2, w 3)	11

**TOTAL:** 272

**FOW:** 48, 90, 125, 132, 157, 235, 258, 265, 265, 272

### VICTORIA BOWLING

	O	M	R	W
SM Boland	9	1	42	2
PM Siddle	8	1	49	0
JW Hastings	8	0	57	0
JM Holland	10	0	48	4
DT Christian	10	0	64	2
DJ Hussey	2	0	4	0

## SOUTH AUSTRALIA v WESTERN AUSTRALIA

Played at the Drummoyne Oval, 17 October 2013  
 Umpires: IH Lock and MD Martell  
 Toss: Western Australia  
 Result: South Australia won  
 Player of the Match: TLW Cooper

### WESTERN AUSTRALIA BATTING

CT Bancroft	c Botha b Sayers	63
SE Marsh	c Botha b George	54
JW Rogers	lbw b Zampa	20
MJ North	lbw b Sayers	44
SM Katich	c Zampa b George	66
HWR Cartwright	not out	19
SM Whiteman	not out	5
NJ Rimmington	did not bat	
RM Duffield	did not bat	
BT Cockley	did not bat	
MA Beer*	did not bat	
Extras	(lb 8, w 6)	14

**TOTAL:** 5 for 285

**FOW:** 110, 131, 146, 244, 271

### SOUTH AUSTRALIA BOWLING

	O	M	R	W
CJ Sayers	10	1	66	2
KW Richardson	10	1	62	0
J Botha	10	0	53	0
PR George	10	0	41	2
A Zampa	10	0	55	1

### SOUTH AUSTRALIA BATTING

M Klinger	st Whiteman b North	91
AB McDonald	c Cockley b Rimmington	7
TLW Cooper	lbw b Rimmington	101
SP Miller	b Duffield	18
AI Ross	not out	24
Botha*	not out	24
TP Ludeman	did not bat	
KW Richardson	did not bat	
CJ Sayers	did not bat	
A Zampa	did not bat	
PR George	did not bat	
Extras	(lb 11, w 10)	21

**TOTAL:** 4 for 286

**FOW:** 17, 205, 211, 244

### WESTERN AUSTRALIA BOWLING

	O	M	R	W
NJ Rimmington	9.3	0	50	2
RM Duffield	10	0	58	1
BT Cockley	9	0	77	0
MA Beer	10	0	29	0
MJ North	3	0	26	1
HWR Cartwright	7	0	35	0

## TASMANIA v WESTERN AUSTRALIA

Played at the Blacktown Olympic Park Oval, 19 October 2013  
 Umpires: GJ Davidson and MD Martell  
 Toss: Tasmania  
 Result: Western Australia won  
 Player of the Match: SE Marsh

### WESTERN AUSTRALIA BATTING

CT Bancroft	c Laughlin b Rainbird	1
SE Marsh	c Rainbird b Gulbis	84
JW Rogers	c Blizard b Gulbis	68
AJ Tye	c & b Fekete	16
MJ North	run out (Doolan)	32
SM Katich	c Paine b Laughlin	1
HWR Cartwright	c Paine b Laughlin	0
SM Whiteman	c Laughlin b Gulbis	17
NJ Rimmington	not out	28
JP Behrendorff	not out	5
MA Beer*	did not bat	
Extras	(lb 1, w 3)	4

**TOTAL:** 8 for 256

**FOW:** 7, 157, 157, 181, 182, 212, 228

### TASMANIA BOWLING

	O	M	R	W
AL Fekete	10	0	56	1
SL Rainbird	10	2	24	1
EP Gulbis	10	0	37	3
CA Rose	7	0	65	0
B Laughlin	10	1	52	2
JC Silk	3	0	21	0

### TASMANIA BATTING

BR Dunk	c Whiteman b Cartwright	29
AJ Doolan	c Marsh b Tye	26
EP Gulbis	lbw b North	47
EJM Cowan	c North b Tye	28
TD Paine*	lbw b Rimmington	38
JC Silk	b Beer	10
AC Blizard	run out (Rimmington)	2
CA Rose	c Katich b Tye	1
B Laughlin	b Tye	10
SL Rainbird	b Tye	1
AL Fekete	not out	4
Extras	(w 8)	8

**TOTAL:** 204

**FOW:** 53, 75, 119, 151, 173, 179, 181, 188, 189, 204

### WESTERN AUSTRALIA BOWLING

	O	M	R	W
NJ Rimmington	9	2	35	1
JP Behrendorff	7	1	36	0
AJ Tye	9.5	0	46	5
MA Beer	10	0	41	1
HWR Cartwright	3	0	12	1
MJ North	10	0	34	1

## QUEENSLAND v WESTERN AUSTRALIA

Played at the North Sydney Oval, 22 October 2013  
 Umpires: SD Fry and P Wilson  
 Toss: Queensland  
 Result: Queensland won  
 Player of the Match: SE Marsh

### WESTERN AUSTRALIA BATTING

CT Bancroft	lbw b Harris	2
SE Marsh	c Floros b Cutting	119
JW Rogers	b Hauritz	4
MJ North	c Peirson b Gale	10
SM Katich	b Feldman	6
SM Whiteman	c Khawaja b Cutting	0
HWR Cartwright	c Lynn b Gale	35
NJ Rimmington	b Hauritz	2
AJ Tye	c Lynn b Harris	8
RM Duffield	not out	13
MA Beer*	not out	1
Extras	(lb 6, w 6)	12

**TOTAL:** 9 for 212

**FOW:** 9, 18, 43, 54, 65, 139, 149, 160, 200

### QUEENSLAND BOWLING

	O	M	R	W
RJ Harris	9	0	52	2
LW Feldman	10	2	32	1
NM Hauritz	9	0	38	2
MG Gale	9	0	36	2
BCJ Cutting	9	2	48	2

### QUEENSLAND BATTING


UT Khawaja	not out	88
JJ Peirson	c Marsh b Tye	6
GD Moller	c Whiteman b Tye	22
NJ Reardon	b Duffield	20
CA Lynn	not out	2
JS Floros	did not bat	
BCJ Cutting	did not bat	
MG Gale	did not bat	
NM Hauritz*	did not bat	
RJ Harris	did not bat	
LW Feldman	did not bat	
Extras	(lb 4, w 2, nb 1)	7

**TOTAL:** 3 for 145

**FOW:** 42, 83, 143

### WESTERN AUSTRALIA BOWLING

	O	M	R	W
NJ Rimmington	6	0	35	0
RM Duffield	5.5	1	19	1
AJ Tye	7	0	36	2
MA Beer	5	0	20	0
HWR Cartwright	4	0	22	0
MJ North	2	0	9	0





The long wait was finally over. After two Big Final defeats on home turf for the Perth Scorchers and almost 10 years without a trophy for Western Australian cricket, the drought came to an end.

The Scorchers went third time lucky, but there was no luck about it, as coach Justin Langer's determined and experienced side triumphed in a number of heart-stopping contests, before beating Hobart Hurricanes by 39 runs in the Big Final in front of 20,783 fans at The Furnace.

"It was brilliant the way it turned out, given we've had some heart-stopping games, we were able to enjoy the last few overs," Langer said. "I was so nervous for the whole team and association."

Shaun Marsh, who is a long-serving WA player, top scored in the Big Final with 63\* after returning from injury and summed up the elation for the state.

"We've waited a long time to get some success in Perth," Marsh said. "Hopefully this is the start of big things."

The campaign started with defeat again, as Perth lost in the final over to Brisbane Heat in a BBL|02 Big Final re-match at the Gabba, despite Brad Hogg's 3/21 and miracle catch in the deep.

Yasir Arafat, who was a late international recruit following Dwayne Smith's withdrawal, debuted with 3/15 to help the Scorchers remarkably defend 7/117 on Boxing Day against

Melbourne Renegades, before a New Year's Eve loss to Adelaide Strikers.

The Scorchers crushed Sydney Thunder on Mike Hussey's return, with skipper Simon Katich crunching 75, before Nathan Coulter-Nile's heroics at the death edged them home against the Hurricanes.

One of the highlights of the season was the thrilling super over win against Sydney Sixers, where Arafat held his nerve, after Katich's 71 and Jason Behrendorff's 3/21.

Next up, Craig Simmons crunched a stunning eight sixes on his way to the fastest-ever BBL century, off just 39 balls, to lead his side to victory over Adelaide Strikers and book a finals spot, before a final round loss to the undefeated Melbourne Stars.

The Scorchers finished third, meaning they faced the Sixers at the SCG in the semi-finals and Simmons produced his brilliant best, clubbing 11 sixes on his way to another hundred. Perth were a minute away from elimination following a rain delay, but play resumed and the Scorchers defended 54 off five overs, with Pat Cummins (2/6) and Behrendorff (2/5) impressive.

The Big Final was less tense, with the Scorchers executing the perfect T20 performance. Mitch Marsh's hat-trick of sixes was the highlight as they posted 4/191 before Player of the Match Hogg took two wickets to ensure Hobart never threatened and the party started early at The Furnace.

	Mat	W	L	T	N/R	Pts	NRR	For	Against
Melbourne Stars	8	8	0	0	0	16	2.189	1267/141.5	1079/160
Sydney Sixers	8	6	2	0	0	12	-0.218	1194/156.5	1253/160
<b>Perth Scorchers</b>	<b>8</b>	<b>5</b>	<b>3</b>	<b>0</b>	<b>0</b>	<b>10</b>	<b>-0.064</b>	<b>1238/159.2</b>	<b>1243/158.4</b>
Hobart Hurricanes	8	3	4	0	1	7	0.321	1147/139.2	1101/139.1
Brisbane Heat	8	3	5	0	0	6	-0.197	1257/159.4	1283/159
Melbourne Renegades	8	3	5	0	0	6	-0.475	1186/160	1166/147.5
Adelaide Strikers	8	2	5	0	1	5	-0.933	1005/139	1034/126.4
Sydney Thunder	8	1	7	0	0	2	-0.654	1069/151.3	1204/156.1

## AVERAGES

### BATTING

Player	Mat	Inns	NO	Runs	HS	Avg	BF	SR	100	50	0	4s	6s
CJ Simmons	7	7	-	278	112	39.71	168	165.47	2	-	1	19	21
SE Marsh	6	6	1	193	63*	38.60	160	120.62	-	1	-	14	4
SM Katich	10	10	-	314	75	31.40	240	130.83	-	2	-	34	5
MR Marsh	10	10	2	215	57*	26.87	173	124.27	-	1	1	16	7
JP Behrendorff	9	4	2	52	26	26.00	39	133.33	-	-	-	5	1
NM Coulter-Nile	5	5	3	52	42*	26.00	39	133.33	-	-	-	4	3
AJ Turner	8	8	4	102	32*	25.50	72	141.66	-	-	1	5	4
AC Voges	8	8	1	145	31	20.71	123	117.88	-	-	-	9	2
SM Whiteman	10	8	-	137	53	17.12	127	107.87	-	1	-	12	1
GB Hogg	10	2	1	8	8*	8.00	5	160.00	-	-	1	-	1
TJ Armstrong	2	2	-	14	11	7.00	20	70.00	-	-	-	1	-
PJ Cummins	4	2	-	10	7	5.00	10	100.00	-	-	-	1	-
AC Thomas	8	3	1	6	3	3.00	11	54.54	-	-	-	-	-
AC Agar	1	1	-	2	2	2.00	3	66.66	-	-	-	-	-
Yasir Arafat	6	2	-	2	2	1.00	4	50.00	-	-	1	-	-
HWR Cartwright	2	2	1	1	1	1.00	3	33.33	-	-	-	-	-
MA Beer	4	2	2	1	1*	-	3	33.33	-	-	-	-	-

### BOWLING

Player	Mat	Inns	Overs	Mdns	Runs	Wkts	BB	Avg	Econ	SR	4	5	Ct	St
GB Hogg	10	10	36	-	223	9	3/21	24.77	6.19	24.00	-	-	5	-
JP Behrendorff	9	9	32	-	204	11	3/21	18.54	6.37	17.40	-	-	1	-
MA Beer	4	3	12	-	80	3	2/27	26.66	6.66	24.00	-	-	-	-
AC Voges	8	2	4	-	27	2	1/12	13.50	6.75	12.00	-	-	5	-
Yasir Arafat	6	6	24	1	177	12	4/24	14.75	7.37	12.00	1	-	1	-
NM Coulter-Nile	5	5	16.4	1	126	8	3/15	15.75	7.56	12.50	-	-	-	-
AC Thomas	8	8	26	-	218	4	2/23	54.50	8.38	39.00	-	-	4	-
AJ Turner	8	3	4	-	38	1	1/19	38.00	9.50	24.00	-	-	1	-
MR Marsh	10	6	16	1	156	4	2/15	39.00	9.75	24.00	-	-	1	-
PJ Cummins	4	4	13	-	131	4	2/6	32.75	10.07	19.50	-	-	2	-
AC Agar	1	-	-	-	-	-	-	-	-	-	-	-	-	-
TJ Armstrong	2	-	-	-	-	-	-	-	-	-	-	-	2	-
HWR Cartwright	2	-	-	-	-	-	-	-	-	-	-	-	1	-
SM Katich	10	-	-	-	-	-	-	-	-	-	-	-	4	-
SE Marsh	6	-	-	-	-	-	-	-	-	-	-	-	4	-
CJ Simmons	7	-	-	-	-	-	-	-	-	-	-	-	1	-
SM Whiteman	10	-	-	-	-	-	-	-	-	-	-	-	4	4

## BRISBANE HEAT v PERTH SCORCHERS

Played at the Brisbane Cricket Ground, 22 December 2013  
 Umpires: IH Lock and DB Mealey  
 Toss: Perth Scorchers  
 Result: Brisbane Heat won  
 Player of the Match: CA Lynn

### PERTH SCORCHERS BATTING

SE Marsh	c Christian b Cutting	37
SM Katich*	c Vettori b McDermott	10
SM Whiteman	b McDermott	6
AC Voges	st Kieswetter b Vettori	19
MR Marsh	not out	57
AC Agar	c Burns b Cutting	2
NM Coulter-Nile	c McDermott b Cutting	4
JP Behrendorff	c Gannon b McDermott	8
AC Thomas	not out	1
GB Hogg	did not bat	
MA Beer	did not bat	
Extras	(lb 2, w 5)	7

**TOTAL:** 7 for 151

**FOW:** 27, 37, 71, 77, 82, 94, 140

### BRISBANE HEAT BOWLING

	O	M	R	W
CJ Gannon	2	0	14	0
NM Hauritz	4	0	27	0
AC McDermott	4	0	38	3
DL Vettori	4	0	21	1
BCJ Cutting	4	0	31	3
JR Hopes	2	0	18	0

### BRISBANE HEAT BATTING

LA Pomersbach	b Coulter-Nile	4
C Kieswetter	c SE Marsh b Behrendorff	4
JA Burns	c SE Marsh b Coulter-Nile	8
DT Christian	st Whiteman b Hogg	13
CA Lynn	c Hogg b Coulter-Nile	81
JR Hopes*	lbw b Hogg	13
DL Vettori	st Whiteman b Hogg	4
BCJ Cutting	not out	15
NM Hauritz	not out	0
CJ Gannon	did not bat	
AC McDermott	did not bat	
Extras	(lb 4, w 4, nb 2)	10

**TOTAL:** 7 for 152

**FOW:** 10, 14, 22, 63, 115, 124, 148

### PERTH SCORCHERS BOWLING

	O	M	R	W
AC Thomas	3	0	33	0
JP Behrendorff	4	0	18	1
NM Coulter-Nile	3.4	1	37	3
MR Marsh	1	0	17	0
MA Beer	4	0	22	0
GB Hogg	4	0	21	3

## PERTH SCORCHERS v MELBOURNE RENEGADES

Played at the WACA Ground, 26 December 2013  
 Umpires: MD Martell and P Wilson  
 Toss: Perth Scorchers  
 Result: Perth Scorchers won  
 Player of the Match: Yasir Arafat

### PERTH SCORCHERS BATTING

SE Marsh	c Doolan b Sheridan	31
SM Katich*	c Nevill b Cooper	29
MR Marsh	b Rimmington	16
SM Whiteman	c Rohrer b Muralitharan	4
AJ Turner	c Buttler b Rimmington	14
TJ Armstrong	lbw b Fekete	11
Yasir Arafat	c Rimmington b Fekete	2
JP Behrendorff	not out	3
GB Hogg	did not bat	
AC Thomas	did not bat	
MA Beer	did not bat	
Extras	(b 1, lb 3, w 3)	7

**TOTAL:** 7 for 117

**FOW:** 48, 73, 83, 84, 104, 106, 117

### MELBOURNE RENEGADES BOWLING

	O	M	R	W
WD Sheridan	4	0	24	1
AL Fekete	3	0	27	2
AW O'Brien	4	0	28	0
NJ Rimmington	4	1	14	2
TLW Cooper	1	0	7	1
M Muralitharan	4	0	13	1

### MELBOURNE RENEGADES BATTING

AJ Finch*	c Hogg b Yasir Arafat	15
AJ Doolan	b Behrendorff	21
TLW Cooper	c MR Marsh b Thomas	19
BJ Rohrer	c Armstrong b MR Marsh	11
JC Buttler	c Whiteman b MR Marsh	0
PM Nevill	c Turner b Yasir Arafat	5
WD Sheridan	c SE Marsh b Yasir Arafat	12
NJ Rimmington	run out (SE Marsh/Hogg)	4
AW O'Brien	not out	10
AL Fekete	not out	1
M Muralitharan	did not bat	
Extras	(b 2, lb 6, w 5)	13

**TOTAL:** 8 for 111

**FOW:** 38, 38, 57, 58, 77, 83, 91, 101

### PERTH SCORCHERS BOWLING

	O	M	R	W
AC Thomas	4	0	28	1
JP Behrendorff	4	0	24	1
Yasir Arafat	4	1	15	3
GB Hogg	4	0	21	0
MR Marsh	4	1	15	2

## ADELAIDE STRIKERS v PERTH SCORCHERS

Played at the Adelaide Oval, 31 December 2013  
 Umpires: SD Fry and P Wilson  
 Toss: Perth Scorchers  
 Result: Adelaide Strikers won  
 Player of the Match: M Klinger

### PERTH SCORCHERS BATTING

SE Marsh	run out (Botha)	2
SM Katich*	c Oakley b Nesar	36
SM Whiteman	c Oakley b Zampa	19
MR Marsh	c Botha b Zampa	13
AJ Turner	c Hughes b Nesar	25
TJ Armstrong	lbw b Tait	3
NM Coulter-Nile	not out	42
Yasir Arafat	c Ludeman b Nesar	0
AC Thomas	run out (Botha/Oakley)	2
GB Hogg	c Ludeman b Tait	0
MA Beer	not out	1
Extras	(lb 5, w 10, nb 1)	16

**TOTAL:** 9 for 159

**FOW:** 3, 60, 63, 87, 96, 112, 112, 132, 134

### ADELAIDE STRIKERS BOWLING

	O	M	R	W
J Botha	4	0	22	0
BS Oakley	4	0	50	0
SW Tait	4	0	27	2
MG Nesar	4	1	27	3
A Zampa	4	0	28	2

### ADELAIDE STRIKERS BATTING

M Klinger	not out	86
AD Hales	c Katich b Yasir Arafat	31
PJ Hughes	c Armstrong b Coulter-Nile	8
J Botha*	b Beer	6
CJ Ferguson	c Thomas b Coulter-Nile	10
NJ Reardon	not out	16
TP Ludeman	did not bat	
BS Oakley	did not bat	
MG Nesar	did not bat	
SW Tait	did not bat	
A Zampa	did not bat	
Extras	(lb 7)	7

**TOTAL:** 4 for 164

**FOW:** 44, 61, 84, 116

### PERTH SCORCHERS BOWLING

	O	M	R	W
MA Beer	4	0	31	1
Yasir Arafat	4	0	42	1
AC Thomas	3	0	30	0
NM Coulter-Nile	4	0	28	2
GB Hogg	4	0	26	0

## PERTH SCORCHERS v SYDNEY THUNDER

Played at the WACA Ground, 3 January 2014  
 Umpires: GC Joshua and DB Mealey  
 Toss: Sydney Thunder  
 Result: Perth Scorchers won  
 Player of the Match: SM Katich

### SYDNEY THUNDER BATTING

DP Hughes	c Thomas b Yasir Arafat	24
TM Dilshan	lbw b Behrendorff	14
MEK Hussey*	c Simmons b MR Marsh	13
EJG Morgan	run out (MR Marsh)	48
KR Patterson	b Hogg	2
JS Floros	not out	37
RGL Carters	b Hogg	1
GS Sandhu	not out	7
CP Tremain	did not bat	
LW Feldman	did not bat	
DP Nannes	did not bat	
Extras	(lb 7, w 3, nb 1)	11

**TOTAL:** 6 for 157

**FOW:** 38, 40, 78, 85, 113, 116

### PERTH SCORCHERS BOWLING

	O	M	R	W
AC Thomas	3	0	33	0
JP Behrendorff	4	0	25	1
Yasir Arafat	4	0	26	1
MR Marsh	4	0	37	1
AJ Turner	1	0	9	0
GB Hogg	4	0	20	2

### PERTH SCORCHERS BATTING

CJ Simmons	c Tremain b Nannes	9
SE Marsh	c Dilshan b Tremain	20
SM Katich*	c Tremain b Sandhu	75
AC Voges	c Morgan b Feldman	8
MR Marsh	not out	34
AJ Turner	not out	3
SM Whiteman	did not bat	
Yasir Arafat	did not bat	
GB Hogg	did not bat	
AC Thomas	did not bat	
JP Behrendorff	did not bat	
Extras	(lb 8, w 2, nb 2)	12

**TOTAL:** 4 for 161

**FOW:** 20, 50, 86, 147

### SYDNEY THUNDER BOWLING

	O	M	R	W
TM Dilshan	3	0	27	0
GS Sandhu	4	0	26	1
DP Nannes	4	0	28	1
CP Tremain	3.2	0	34	1
JS Floros	1	0	9	0
LW Feldman	4	0	29	1

## PERTH SCORCHERS v HOBART HURRICANES

Played at the WACA Ground, 7 January 2014  
Umpires: IH Lock and JD Ward  
Toss: Perth Scorchers  
Result: Perth Scorchers won  
Player of the Match: NM Coulter-Nile

### PERTH SCORCHERS BATTING

SE Marsh	c Paine b Hilfenhaus	40
SM Katich*	run out (Bollinger/Doherty)	22
AC Voges	run out (Blizzard)	2
CJ Simmons	run out (Blizzard/Laughlin)	8
MR Marsh	c Dunk b Laughlin	33
AJ Turner	not out	32
NM Coulter-Nile	c Laughlin b Bollinger	2
SM Whiteman	run out (Wells/Paine)	9
Yasir Arafat	did not bat	
JP Behrendorff	did not bat	
GB Hogg	did not bat	
Extras	(lb 1, w 3, nb 1)	5

**TOTAL:** 7 for 153

**FOW:** 60, 65, 65, 89, 120, 143, 153

### HOBART HURRICANES BOWLING

	O	M	R	W
Shoaib Malik	4	0	37	0
DE Bollinger	4	0	23	1
XJ Doherty	4	0	25	0
BW Hilfenhaus	4	0	27	1
B Laughlin	4	0	40	1

### HOBART HURRICANES BATTING

BR Dunk	c SE Marsh b MR Marsh	28
TD Paine*	c Katich b Coulter-Nile	9
TR Birt	run out (Behrendorff)	22
Shoaib Malik	c Behrendorff b Yasir Arafat	26
OA Shah	lbw b Coulter-Nile	32
JW Wells	b Yasir Arafat	1
AC Blizzard	not out	6
B Laughlin	lbw b Coulter-Nile	1
BW Hilfenhaus	not out	0
XJ Doherty	did not bat	
DE Bollinger	did not bat	
Extras	(b 2, lb 10, w 10)	22

**TOTAL:** 7 for 147

**FOW:** 35, 59, 82, 133, 138, 138, 140

### PERTH SCORCHERS BOWLING

	O	M	R	W
NM Coulter-Nile	4	0	15	3
JP Behrendorff	4	0	29	0
Yasir Arafat	4	0	27	2
GB Hogg	4	0	24	0
MR Marsh	4	0	40	1

## SYDNEY SIXERS v PERTH SCORCHERS

Played at the Sydney Cricket Ground, 10 January 2014  
Umpires: GA Abood and SD Fry  
Toss: Perth Scorchers  
Result: Match tied  
Player of the Match: Yasir Arafat

### PERTH SCORCHERS BATTING

CJ Simmons	b Lee	0
SM Katich*	c DLR Smith b Hazlewood	71
MR Marsh	c DLR Smith b Lee	0
SM Whiteman	b Lee	53
AC Voges	not out	19
AJ Turner	c SPD Smith b Lee	0
HWR Cartwright	not out	0
JP Behrendorff	did not bat	
Yasir Arafat	did not bat	
AC Thomas	did not bat	
GB Hogg	did not bat	
Extras	(b 1, lb 4, w 5)	10

**TOTAL:** 5 for 153

**FOW:** 0, 0, 129, 133, 141

### SYDNEY SIXERS BOWLING

	O	M	R	W
B Lee	4	1	28	4
JR Hazlewood	4	0	36	1
NM Lyon	4	0	23	0
MJ North	4	0	21	0
CT Tremlett	1	0	9	0
MC Henriques	2	0	19	0
SNJ O'Keefe	1	0	12	0

### SYDNEY SIXERS BATTING

SNJ O'Keefe	b Behrendorff	10
NJ Maddinson	c Voges b Yasir Arafat	8
MC Henriques	c Whiteman b Behrendorff	0
SPD Smith*	c Voges b Yasir Arafat	65
MJ North	c Whiteman b Behrendorff	0
JC Silk	c & b Voges	23
DLR Smith	c Thomas b Hogg	12
B Lee	b Yasir Arafat	13
NM Lyon	b Yasir Arafat	0
CT Tremlett	not out	8
JR Hazlewood	not out	1
Extras	(lb 7, w 6)	13

**TOTAL:** 9 for 153

**FOW:** 15, 20, 20, 20, 75, 122, 131, 131, 151

### PERTH SCORCHERS BOWLING

	O	M	R	W
AJ Turner	1	0	10	0
JP Behrendorff	4	0	21	3
Yasir Arafat	4	0	24	4
GB Hogg	4	0	21	1
AC Thomas	4	0	38	0
AC Voges	2	0	15	1
MR Marsh	1	0	17	0

## PERTH SCORCHERS v ADELAIDE STRIKERS

Played at the WACA Ground, 16 January 2014  
Umpires: AJ Barrow and IH Lock  
Toss: Perth Scorchers  
Result: Perth Scorchers won  
Player of the Match: CJ Simmons

### PERTH SCORCHERS BATTING

CJ Simmons	c Hales b Holland	102
SM Katich*	b Richardson	9
SM Whiteman	c Hughes b Holland	20
AC Voges	c Ludeman b Tait	10
MR Marsh	run out (Neser)	7
AJ Turner	not out	27
HWR Cartwright	c Nesar b Tait	1
PJ Cummins	c Botha b Tait	3
JP Behrendorff	not out	15
Yasir Arafat	did not bat	
GB Hogg	did not bat	
Extras	(w 9)	9

**TOTAL:** 7 for 203

**FOW:** 10, 113, 142, 156, 161, 163, 172

### ADELAIDE STRIKERS BOWLING

	O	M	R	W
J Botha	4	0	47	0
KW Richardson	4	1	29	1
MG Nesar	3	0	44	0
SW Tait	4	0	41	3
JM Holland	4	0	34	2
TM Head	1	0	8	0

### ADELAIDE STRIKERS BATTING

AD Hales	b Yasir Arafat	31
PJ Hughes	c Hogg b Behrendorff	58
JR Dean	run out (Cartwright)	29
TM Head	c Yasir Arafat b Turner	17
NJ Reardon	c Cartwright b Cummins	30
J Botha*	b Hogg	9
KW Richardson	not out	3
TP Ludeman	not out	15
MG Nesar	did not bat	
JM Holland	did not bat	
SW Tait	did not bat	
Extras	(lb 2, w 3, nb 1)	6

**TOTAL:** 6 for 198

**FOW:** 68, 112, 125, 141, 168, 181

### PERTH SCORCHERS BOWLING

	O	M	R	W
PJ Cummins	4	0	40	1
JP Behrendorff	4	0	41	1
GB Hogg	4	0	23	1
Yasir Arafat	4	0	43	1
MR Marsh	2	0	30	0
AJ Turner	2	0	19	1

## MELBOURNE STARS v PERTH SCORCHERS

Played at the Melbourne Cricket Ground, 27 January 2014  
Umpires: GA Abood and GC Joshua  
Toss: Melbourne Stars  
Result: Melbourne Stars won  
Player of the Match: JW Hastings

### MELBOURNE STARS BATTING

LJ Wright	st Whiteman b Beer	13
BJ Hodge*	c Hogg b Thomas	61
Mohammad Hafeez	c Voges b Beer	4
DJ Hussey	run out (Katich)	6
MP Stoinis	lbw b Voges	25
PSP Handscomb	not out	25
AR Keath	run out (Cummins/Whiteman)	4
JW Hastings	not out	13
CA Rose	did not bat	
SM Boland	did not bat	
DJ Worrall	did not bat	
Extras	(b 3, lb 2, w 4, nb 1)	10

**TOTAL:** 6 for 161

**FOW:** 20, 28, 51, 111, 114, 123

### PERTH SCORCHERS BOWLING

	O	M	R	W
MA Beer	4	0	27	2
JP Behrendorff	3	0	17	0
PJ Cummins	4	0	38	0
GB Hogg	3	0	36	0
AC Thomas	4	0	26	1
AC Voges	2	0	12	1

### PERTH SCORCHERS BATTING

CJ Simmons	c Rose b Worrall	2
MR Marsh	c Wright b Hastings	15
SM Whiteman	run out (Wright)	17
AC Voges	c Worrall b Hastings	29
SM Katich*	c Mohammad Hafeez b Rose	30
AJ Turner	b Hastings	1
PJ Cummins	c Wright b Worrall	7
JP Behrendorff	c Rose b Boland	26
AC Thomas	run out (Rose/Handscomb/Hastings)	3
GB Hogg	not out	8
MA Beer	not out	0
Extras	(w 3)	3

**TOTAL:** 9 for 141

**FOW:** 2, 29, 38, 92, 94, 103, 108, 121, 135

### MELBOURNE STARS BOWLING

	O	M	R	W
DJ Worrall	4	0	29	2
SM Boland	4	0	34	1
CA Rose	4	0	25	1
JW Hastings	4	0	20	3
Mohammad Hafeez	3	0	22	0
MP Stoinis	1	0	11	0

## BIG SEMI FINAL 2 SYDNEY SIXERS v PERTH SCORCHERS

Played at the Sydney Cricket Ground, 5 February 2014  
Umpires: MD Martell and P Wilson  
Toss: Sydney Sixers  
Result: Perth Scorchers won  
Player of the Match: CJ Simmons

### PERTH SCORCHERS BATTING

CJ Simmons	run out (Abbott/Smith)	112
SM Katich*	c Lee b Hazlewood	26
SM Whiteman	c Abbott b Lee	9
AC Voges	b Starc	31
MR Marsh	c Smith b Starc	3
AJ Turner	not out	0
NM Coulter-Nile	not out	0
PJ Cummins	did not bat	
JP Behrendorff	did not bat	
AC Thomas	did not bat	
GB Hogg	did not bat	
Extras	(b 1, lb 5, w 6)	12

**TOTAL:** 5 for 193

**FOW:** 33, 54, 147, 180, 192

### SYDNEY SIXERS BOWLING

	O	M	R	W
B Lee	4	0	27	1
MA Starc	4	0	37	2
JR Hazlewood	4	0	41	1
TA Copeland	2	0	16	0
RS Bopara	3	0	19	0
SA Abbott	2	0	35	0
MJ North	1	0	12	0

### SYDNEY SIXERS BATTING

MJ Lumb	c Cummins b Behrendorff	1
NJ Maddinson	run out (sub [HWR Cartwright]/Whiteman)	36
RS Bopara	c Hogg b Behrendorff	0
SA Abbott	run out (Whiteman)	1
MJ Cosgrove	c Whiteman b Cummins	0
DLR Smith	b Cummins	4
MJ North*	not out	0
B Lee	not out	0
TA Copeland	did not bat	
JR Hazlewood	did not bat	
MA Starc	did not bat	
Extras	(b 4, lb 1, w 1)	6

**TOTAL:** 6 for 48

**FOW:** 8, 9, 33, 33, 37, 48

### PERTH SCORCHERS BOWLING

	O	M	R	W
AC Thomas	1	0	7	0
JP Behrendorff	1	0	5	2
GB Hogg	1	0	14	0
PJ Cummins	1	0	6	2
NM Coulter-Nile	1	0	11	0

## BIG FINAL PERTH SCORCHERS v HOBART HURRICANES

Played at the WACA Ground, 7 February 2014  
Umpires: MD Martell and JD Ward  
Toss: Perth Scorchers  
Result: Perth Scorchers won  
Player of the Match: GB Hogg

### PERTH SCORCHERS BATTING

CJ Simmons	c Mascarenhas b Gulbis	45
SM Katich*	c Dunk b Mascarenhas	6
SE Marsh	not out	63
AC Voges	c Mascarenhas b Hilfenhaus	27
MR Marsh	b Doherty	37
NM Coulter-Nile	not out	4
SM Whiteman	did not bat	
PJ Cummins	did not bat	
JP Behrendorff	did not bat	
AC Thomas	did not bat	
GB Hogg	did not bat	
Extras	(lb 2, w 7)	9

**TOTAL:** 4 for 191

**FOW:** 11, 77, 140, 187

### HOBART HURRICANES BOWLING

	O	M	R	W
BW Hilfenhaus	4	0	23	1
AD Mascarenhas	4	0	46	1
DE Bollinger	4	0	38	0
CJ Boyce	4	0	39	0
EP Gulbis	1	0	14	1
XJ Doherty	3	0	29	1

### HOBART HURRICANES BATTING




BR Dunk	c Cummins b Behrendorff	17
TD Paine	b Behrendorff	7
JW Wells	st Whiteman b Hogg	24
GJ Bailey*	c Thomas b Cummins	58
TR Birt	c Voges b Hogg	2
EP Gulbis	c Katich b Thomas	6
BW Hilfenhaus	not out	13
AD Mascarenhas	c Katich b Thomas	16
CJ Boyce	not out	1
XJ Doherty	did not bat	
DE Bollinger	did not bat	
Extras	(b 1, lb 5, w 2)	8

**TOTAL:** 7 for 152

**FOW:** 24, 39, 75, 91, 115, 120, 144

### PERTH SCORCHERS BOWLING

	O	M	R	W
NM Coulter-Nile	4	0	35	0
JP Behrendorff	4	0	24	2
AC Thomas	4	0	23	2
GB Hogg	4	0	17	2
PJ Cummins	4	0	47	1





The Perth Scorchers were always up against it at the 2013 Champions League Twenty20, losing the services of more than half of the first XI and the results subsequently suffered with the side failing to win a game in India.

Mike Hussey and Nathan Coulter-Nile were unavailable as they were selected by their IPL teams, while Patrick Cummins, Mitchell Marsh and Shaun Marsh were absent due to injury and Alfonso Thomas was not released by his UK club Somerset.

Their absences provided opportunities for a host of untried youngsters, with five players making their Scorchers debuts, including Joel Paris who memorably took two wickets with his first two deliveries and Sam Whiteman who made a fine half-century on his debut.

"We saw some really exciting glimpses of our talent over the past three games," Scorchers coach Justin Langer said. "Now, we have to work on that and build on it. Our guys will understand that it's a really tough school, playing international cricket."

However, Langer refused to use the side's personnel problems as a reason for a disappointing campaign.

"Personnel is something you have to deal with, injuries are something you have to deal with and the system of the IPL is something that we deal with," Langer said.

"Those are the regulations and we're not ones for making excuses. We knew what we were coming with and, had we taken our catches in the first game, then it might have all turned out differently."

The Scorchers opening game in Ahmedabad against South Africa's Highveld Lions was washed out after a torrential downpour shortly after the toss.

The side travelled to Jaipur next to face New Zealand's Otago Volts, who were 2/9 after Paris' early heroics, before Neil Broom (117\* off 56) and Ryan ten Doeschate (66 off 26) took to the attack. The Scorchers were gallant in reply, led by Hilton Cartwright's 68\* but fell 62 runs short.

Four days later the Scorchers met Rajasthan Royals in Jaipur, but battled their way to 120 from 20 overs after being sent in. Jason Behrendorff dismissed ex-Test batsman Rahul Dravid for a duck, but the Royals cruised to victory by nine wickets.

The campaign concluded in Delhi in front of a huge crowd, in what could have been Sachin Tendulkar's last T20 game if his Mumbai Indians failed to progress. The Scorchers posted a defendable 6/149, led by Whiteman's 51\* and Ashton Agar's 35.

Behrendorff memorably dismissed Tendulkar for a duck, but Mumbai were charged by the fact they needed to chase down the score within 14.2 overs to reach the finals. Rohit Sharma (51\* off 24) led the way as they comfortably got home by six wickets.

	Mat	W	L	T	N/R	Pts	NRR	For	Against
Rajasthan Royals	4	4	0	0	0	16	0.96	594/75.2	554/80
Mumbai Indians	4	2	1	0	1	10	1.068	435/51.5	437/59.4
Otago Volts	4	2	1	0	1	10	0.869	548/60	489/59.1
Highveld Lions	4	0	3	0	1	2	-0.726	460/60	491/58.3
<b>Perth Scorchers</b>	<b>4</b>	<b>0</b>	<b>3</b>	<b>0</b>	<b>1</b>	<b>2</b>	<b>-2.851</b>	<b>449/60</b>	<b>515/49.5</b>

## LIONS v PERTH SCORCHERS

Played at the Sardar Patel Stadium, 23 September 2013  
Umpires: RK Illingworth (England) and PR Reiffel (Australia)

Toss: Lions  
Result: No result (abandoned with a toss)  
Player of the Match: NA

### PERTH SCORCHERS BATTING

LM Davis  
AC Agar  
SM Katich\*  
AC Voges  
AJ Turner  
HWR Cartwright  
TIF Triffitt  
JS Paris  
JP Behrendorff  
GB Hogg  
MA Beer

**TOTAL:**

**FOW:**

### LIONS BOWLING

O M R W

### LIONS BATTING

Q de Kock  
HE van der Dussen  
GC Viljoen  
AN Petersen\*  
T Bavuma  
J Symes  
D Pretorius  
Sohail Tanvir  
AM Phangiso  
Imran Tahir  
LL Tsotsobe

**TOTAL:**

**FOW:**

### PERTH SCORCHERS BOWLING

O M R W

## OTAGO v PERTH SCORCHERS

Played at the Sawai Mansingh Stadium, 25 September 2013  
Umpires: HDPK Dharmasena (Sri Lanka) and C Shamshuddin

Toss: Perth Scorchers  
Result: Otago won  
Player of the Match: NT Broom

### OTAGO BATTING

NT Broom	not out	117
HD Rutherford	lbw b Paris	2
BB McCullum*	lbw b Paris	0
DC de Boorder	b Voges	45
RN ten Doeschate	c Davis b Behrendorff	66
JDS Neesham	not out	8
NL McCullum	did not bat	
IG Butler	did not bat	
N Wagner	did not bat	
NB Beard	did not bat	
JM McMillan	did not bat	
Extras	(w 4)	4

**TOTAL:**

**4 for 242**

**FOW:**

9, 9, 76, 204

### PERTH SCORCHERS BOWLING

	O	M	R	W
MA Beer	4	0	32	0
JP Behrendorff	4	0	43	1
JS Paris	4	1	50	2
BT Cockley	3	0	45	0
AC Agar	2	0	22	0
HWR Cartwright	1	0	14	0
AC Voges	2	0	36	1

### PERTH SCORCHERS BATTING

LM Davis	c Rutherford b Butler	0
AC Agar	c de Boorder b Butler	10
SM Katich*	run out (Butler)	0
AC Voges	c Butler b NL McCullum	36
HWR Cartwright	not out	68
AJ Turner	c Broom b Butler	27
TIF Triffitt	c Broom b McMillan	25
JS Paris	did not bat	
JP Behrendorff	did not bat	
BT Cockley	did not bat	
MA Beer	did not bat	
Extras	(lb 6, w 6, nb 2)	14

**TOTAL:**

**6 for 180**

**FOW:**

0, 11, 11, 76, 127, 180

### OTAGO BOWLING

	O	M	R	W
IG Butler	4	0	47	3
JM McMillan	3	1	19	1
NB Beard	4	0	35	0
N Wagner	3	0	24	0
JDS Neesham	3	0	20	0
NL McCullum	3	0	29	1

## RAJASTHAN ROYALS v PERTH SCORCHERS

Played at the Sawai Mansingh Stadium, 29 September 2013  
Umpires: BF Bowden (New Zealand) and  
HDPK Dharmasena (Sri Lanka)  
Toss: Rajasthan Royals  
Result: Rajasthan Royals won  
Player of the Match: KK Cooper

### PERTH SCORCHERS BATTING

LM Davis	c Cooper b Faulkner	18
AC Agar	c Malik b Watson	10
SM Katich*	st Samson b Tambe	12
AC Voges	c Faulkner b Cooper	27
HWR Cartwright	lbw b Cooper	5
AJ Turner	b Cooper	11
TIF Triffitt	c & b Tambe	2
JS Paris	b Faulkner	2
JM Mennie	c Binny b Cooper	2
JP Behrendorff	not out	12
MA Beer	run out (Samson)	3
Extras	(b 4, lb 2, w 8, nb 2)	16

**TOTAL:** 120

**FOW:** 18, 29, 62, 76, 77, 80, 85, 97, 97, 120

### RAJASTHAN ROYALS BOWLING

	O	M	R	W
AL Menaria	2	0	11	0
VS Malik	2	0	22	0
JP Faulkner	4	0	16	2
SR Watson	3	0	23	1
STR Binny	1	0	7	0
PV Tambe	4	0	17	2
KK Cooper	4	0	18	4

### RAJASTHAN ROYALS BATTING

R Dravid*	b Behrendorff	0
AM Rahane	not out	62
SV Samson	not out	50
SR Watson	did not bat	
STR Binny	did not bat	
BJ Hodge	did not bat	
AL Menaria	did not bat	
JP Faulkner	did not bat	
KK Cooper	did not bat	
VS Malik	did not bat	
PV Tambe	did not bat	
Extras	(lb 1, w 8)	9

**TOTAL:** 1 for 121

**FOW:** 1

### PERTH SCORCHERS BOWLING

	O	M	R	W
JP Behrendorff	4	0	28	1
JS Paris	4	0	28	0
JM Mennie	2.3	0	22	0
MA Beer	4	0	26	0
HWR Cartwright	1	0	10	0
AC Agar	1	0	6	0

## MUMBAI INDIANS v PERTH SCORCHERS

Played at Feroz Shah Kotla, 2 October 2013  
Umpires: BF Bowden (New Zealand) and  
HDPK Dharmasena (Sri Lanka)  
Toss: Mumbai Indians  
Result: Mumbai Indians won  
Player of the Match: RG Sharma

### PERTH SCORCHERS BATTING

AC Agar	b Ojha	35
SM Katich*	b Ojha	13
HWR Cartwright	b Coulter-Nile	28
SM Whiteman	not out	51
AJ Turner	lbw b Coulter-Nile	0
MJ North	c Pollard b Coulter-Nile	3
TIF Triffitt	b Dhawan	1
JP Behrendorff	not out	1
JS Paris	did not bat	
GB Hogg	did not bat	
MA Beer	did not bat	
Extras	(b 5, lb 7, w 3, nb 2)	17

**TOTAL:** 6 for 149

**FOW:** 55, 56, 114, 114, 130, 143

### MUMBAI INDIANS BOWLING

	O	M	R	W
Harbhajan Singh	4	0	31	0
NM Coulter-Nile	4	0	19	3
R Dhawan	4	0	30	1
KA Pollard	3	0	26	0
GJ Maxwell	3	0	14	0
PP Ojha	2	0	17	2

### MUMBAI INDIANS BATTING

DR Smith	c Behrendorff b Hogg	48
SR Tendulkar	c Whiteman b Behrendorff	0
GJ Maxwell	c Hogg b Behrendorff	10
RG Sharma*	not out	51
KA Pollard	b Hogg	23
AT Rayudu	not out	14
KD Karthik	did not bat	
NM Coulter-Nile	did not bat	
Harbhajan Singh	did not bat	
R Dhawan	did not bat	
PP Ojha	did not bat	
Extras	(lb 2, w 4)	6

**TOTAL:** 4 for 152

**FOW:** 16, 34, 72, 137

### PERTH SCORCHERS BOWLING

	O	M	R	W
MA Beer	4	0	34	0
JP Behrendorff	3	0	31	2
JS Paris	2	0	36	0
GB Hogg	3	0	26	2
AC Agar	1.2	0	23	0



There was no finals action for the Alcohol.Think Again Western Fury in 2013-14, although they were still in the hunt in both competitions until the final round.

On paper, the result appeared disappointing but coach Steve Jenkin was bullish about the side's improvements, citing the fact they had finished the WNCL season in third, up from 2012-13's fourth place finish when there was a top four finals series.

The Fury's WT20 slide was disappointing, finishing the campaign in sixth, but they pushed a number of the top sides and saw some young talent emerge, including Chloe Piparo, Heather Graham and Piepa Cleary.

Captain Nicole Bolton won the loudest plaudits, though, with another stellar season which earned her an Australia call-up for the Women's Ashes, leading to her memorably becoming the first Australian female to score a century on her international debut.

Bolton also won the WNCL Player of the Year award for the second successive season and was named in the WNCL and

WT20 Team of the Year, with new recruit Kate Blackwell selected as vice-captain in the former. Teenage batter Piparo was named on the Shooting Stars contracted list too, after a positive season which included a breakthrough 95\* in a memorable run chase in Queensland.

There were also a number of record-breaking performances, highlighted by Bolton and Suzie Bates' stunning 252-run opening partnership in Tasmania.

#### WNCL

After last season's run to the semi-finals, the Fury knew the task would be a lot harder in 2013-14, not only because there would be no top four - instead a one-off Grand Final - but also because they would no longer be under-estimated.

Expectations had risen, but the side delivered in the opening round against ACT Meteors, boosted by Blackwell's 63 which guided the Fury to a defendable 8/228. The target proved too much for ACT, falling 46 runs short after Beth Dawson took two early wickets.

#### WNCL

	Mat	W	T	N/R	L	BP	Pts
NSW Breakers	6	6	-	-	-	7	31
VicSpirit	6	5	-	-	1	5	25
<b>Western Fury</b>	<b>6</b>	<b>3</b>	-	-	<b>3</b>	<b>3</b>	<b>15</b>
SA Scorpions	6	3	-	-	3	2	14
Queensland Fire	6	2	-	-	4	2	10
ACT Meteors	6	2	-	-	4	2	10
Tasmanian Roar	6	-	-	-	6	-	-

#### WT20

	Mat	W	T	N/R	L	Pts
NSW Breakers	12	11	-	1	-	23
VicSpirit	12	10	-	1	1	21
Queensland Fire	12	7	-	-	5	14
ACT Meteors	12	5	-	-	7	10
SA Scorpions	12	4	-	-	8	8
<b>Western Fury</b>	<b>12</b>	<b>3</b>	-	<b>1</b>	<b>8</b>	<b>7</b>
Tasmanian Roar	12	-	-	1	11	1

\*SA penalised 0.5 points for slow over rate v Qld on 14 Oct

\*\*NSW penalised 0.5 points for slow over rate v ACT on 20 Oct

The Fury made it two out of two with an outstanding win against Queensland Fire in Toowoomba. After Bolton lost the toss, the Fire put together an excellent score of 5/264, but the Fury chased it down thanks to a special innings from Piparo who finished with 95\* to lead her side to a four-wicket win.

The side's perfect start to the season surprisingly ended at the hands of South Australia in Adelaide in the third round. The Scorpions scored 7/221 which appeared achievable for the Fury, but they failed to handle SA's well-planned bowling and were all out for 109.

The Fury were desperate to bounce back at Murdoch against VicSpirit and were boosted by the presence of New Zealand star Bates. WA had their opponents in trouble at 4/80, before Kelly Applebee's 86\* steered them to 9/263. Emma Biss was magnificent with the ball, earning her first five-wicket haul at this level.

In reply, Bolton (83) combined with Blackwell (71) in a strong fourth-wicket partnership but the 133-run stand ended at 4/211, when the pair fell in quick succession. Unfortunately the lower order was unable to complete the chase, falling 17 runs short.

Fresh from her call-up to the Australian side, Bolton finally won her first toss of the WNCL season and it was well worth the wait in Hobart against Tasmania Roar. Bolton (129) and Bates (113) combined for a WNCL record opening stand worth 252 runs.

Records tumbled, with the Fury's final score of 5/329 becoming a club record, while Bolton's individual knock was also a club best. Rain appeared the Fury's biggest threat to victory, but there was no saving grace for Tasmania, as Emma King (3/17) and Nicky Shaw (3/29) led the visitors home.

The Fury had a remote chance of qualifying for the Grand Final heading into the final round, needing a double bonus point win over NSW and also a VicSpirit loss elsewhere. Jenkin insisted they'd push for the result in the lead-up and the Fury did exactly that, as they almost upset the Breakers, who had won the past eight WNCL titles.

Shaw (3/34) and youngster Cleary (2/21) were the pick of the bowlers as the Fury restricted NSW's star-studded line-up to 9/209 at Floreat. The Fury appeared on their way to a shock triumph with Bolton and Blackwell at the crease, but after the skipper's departure, run out for 55, the batting line-up fell away and lost by 26 runs.

**Western Fury v ACT Meteors** at Perth - 12 Oct 2013  
Fury 8/228 (50); Meteors 182 (43.5)

**Queensland Fire v Western Fury** at Toowoomba - 26 Oct 2013  
Fire 5/264 (50); Fury 6/265 (48.3)

**SA Scorpions v Western Fury** at Adelaide - 9 Nov 2013  
Scorpions 7/221 (50); Fury 109 (40)

**Western Fury v VicSpirit** at Perth - 23 Nov 2013  
Spirit 9/263 (50); Fury 246 (49.5)

**Tasmania Roar v Western Fury** at Hobart - 20 Dec 2013  
Fury 5/329 (50); Roar 9/116 (36, target: 268) D/L

**Western Fury v NSW Breakers** at Perth - 2 Jan 2014  
Breakers 9/209 (50); Fury 183 (48.5)

The Fury had a sluggish start to the season, losing to ACT Meteors in a rain-affected clash, before reversing their fortunes with a good run chase victory on the Sunday, led by Bolton's outstanding 97\* off 66 balls. Bolton alongside Jenny Wallace (35) set a new WT20 record for their 131-run opening stand.

A fortnight later, the Fury faced Queensland Fire in Toowoomba, but suffered two disappointing defeats. However, the Fury bounced back with victory over SA Scorpions in Adelaide, with Wallace's 56\* guiding them home, before a nail-biting final-over loss in the Sunday fixture.

With a 2-4 record, the Fury desperately needed points against VicSpirit, but lost both games at Murdoch. Shaw (1/11) and Biss (2/23) restricted the Vics to 4/118 in Friday's match but the Fury fell seven runs short, before Sunday's defeat where the hosts' score of 106 was never enough.

Six points out of the top four with four games to play, the Fury's fixtures in Hobart against struggling Tasmania Roar were 'must win'. Bates fired the Fury to a long-awaited WT20 victory on the Friday, with 67\* off 56 balls, before Sunday's fixture was abandoned due to rain, leaving the side three points outside the semi-finals spots.

The equation was simple, with fourth-placed ACT having the bye in the final round, the Fury knew two wins against NSW would earn them a semi-finals spot. The Fury faced the Breakers in a Perth Scorchers curtain-raiser which provided ideal entertainment, with NSW slumping to 9/68, as Emma King spun a web with 4/9, before the visitors scrambled to 9/100. It all went wrong for the Fury in reply, falling short by 10 runs despite Blackwell's 34, to end their finals hopes.

The Fury ended their season with a 30-run loss to NSW, but showed promise with the returning Amanda Williams taking two wickets, while youngster Heather Graham top scored with 37.

**Western Fury v ACT Meteors** at Perth - 11 Oct 2013  
Fury 6/35 (7); Meteors 1/36 (5.2, target: 32) D/L

**Western Fury v ACT Meteors** at Perth - 13 Oct 2013  
Meteors 5/150 (20); Fury 1/153 (18.4)

**Queensland Fire v Western Fury** at Toowoomba - 25 Oct 2013  
Fire 7/134 (20); Fury 104 (19.5)

**Queensland Fire v Western Fury** at Toowoomba - 27 Oct 2013  
Fury 8/102 (20); Fire 0/105 (11)

**SA Scorpions v Western Fury** at Adelaide - 8 Nov 2013  
Scorpions 9/96 (20); Fury 2/97 (17.1)

**SA Scorpions v Western Fury** at Adelaide - 10 Nov 2013  
Fury 7/99 (20); Scorpions 7/100 (19.4)

**Western Fury v VicSpirit** at Perth - 22 Nov 2013  
Spirit 4/118 (20); Fury 8/111 (20)

**Western Fury v VicSpirit** at Perth - 24 Nov 2013  
Fury 106 (19.5); Spirit 1/108 (12.5)

**Tasmania Roar v Western Fury** at Hobart - 19 Dec 2013  
Roar 4/123 (20); Fury 1/125 (17.3)

**Tasmania Roar v Western Fury** at Hobart - 21 Dec 2013  
Fury 0/52 (7.4) no result

**Western Fury v NSW Breakers** at Perth - 3 Jan 2014  
Breakers 9/100 (20); Fury 7/90 (20)

**Western Fury v NSW Breakers** at Perth - 4 Jan 2014  
Breakers 6/147 (20); Fury 5/117 (20)

## WNCL AVERAGES

### BATTING

Player	Mat	Inns	NO	Runs	HS	Avg	BF	SR	100	50	0	4s	6s
N Bolton	6	6	-	371	129	61.83	500	74.20	1	2	-	47	3
S Bates	3	3	-	138	113	46.00	161	85.70	1	-	-	19	-
K Blackwell	6	6	-	205	71	34.17	289	70.90	-	2	1	16	-
C Piparo	6	6	1	154	95*	30.80	203	75.90	-	1	1	19	1
J Wallace	6	6	1	134	44	26.80	171	78.40	-	-	-	14	1
H Graham	5	5	2	70	35*	23.33	92	76.10	-	-	-	2	1
A Williams	3	2	1	22	20*	22.00	29	75.90	-	-	-	1	-
N Shaw	6	5	1	66	27	16.50	104	63.50	-	-	1	7	-
S Tsukigawa	3	3	-	41	15	13.67	56	73.20	-	-	-	4	-
M Holmes	2	2	1	9	9*	9.00	29	31.00	-	-	1	1	-
E Biss	3	2	1	6	3*	6.00	5	120.00	-	-	-	-	-
B Devchand	4	3	-	11	9	3.67	50	22.00	-	-	1	-	-
E King	6	3	-	10	10	3.33	21	47.60	-	-	2	2	-
T Peschel	2	2	-	5	4	2.50	13	38.50	-	-	-	-	-
G Triscari	4	2	-	4	2	2.00	8	50.00	-	-	-	-	-
S Fragomeni	3	1	-	2	2	2.00	9	22.20	-	-	-	-	-
B Dawson	3	1	1	1	1*	-	2	50.00	-	-	-	-	-
P Cleary	4	-	-	-	-	-	-	-	-	-	-	-	-

### BOWLING

Player	Mat	Inns	Overs	Mdns	Runs	Wkts	BB	Avg	Econ	SR	5	Ct	St
M Holmes	2	2	12.5	1	37	3	2/23	12.33	2.88	25.67	-	-	-
E Biss	3	3	23	4	94	7	5/50	13.43	4.09	19.71	1	2	-
P Cleary	4	4	20	-	86	5	2/21	17.20	4.30	24.00	-	1	-
S Bates	3	2	14	-	58	3	2/28	19.33	4.14	28.00	-	-	-
N Shaw	6	6	50	4	198	9	3/29	22.00	3.96	33.33	-	1	-
N Bolton	6	6	37	2	179	7	3/42	25.57	4.84	31.71	-	6	-
B Dawson	2	2	7	-	53	2	2/30	26.50	7.57	21.00	-	-	-
E King	5	5	38	2	148	5	3/17	29.60	3.89	45.60	-	-	-
A Williams	2	2	12	2	46	1	1/28	46.00	3.83	72.00	-	-	-
S Fragomeni	3	3	19	3	93	2	1/20	46.50	4.89	57.00	-	1	-
G Triscari	4	4	32	2	158	2	1/27	79.00	4.94	96.00	-	2	-
H Graham	5	1	1	-	10	-	-	-	10.00	-	-	-	-
T Peschel	2	2	4	-	31	-	-	-	7.75	-	-	1	-
S Tsukigawa	3	2	10	1	43	-	-	-	4.30	-	-	-	-
K Blackwell	6	-	-	-	-	-	-	-	-	-	-	1	-
B Devchand	4	-	-	-	-	-	-	-	-	-	-	-	-
C Piparo	6	-	-	-	-	-	-	-	-	-	-	3	-
J Wallace	6	-	-	-	-	-	-	-	-	-	-	7	2



## WT20 AVERAGES

### BATTING

Player	Mat	Inns	NO	Runs	HS	Avg	BF	SR	100	50	0	4s	6s
N Bolton	12	11	2	313	97*	34.78	309	101.3	-	1	-	33	-
S Bates	6	6	2	118	67*	29.50	138	85.5	-	1	-	13	-
J Wallace	12	12	3	238	56*	26.44	244	97.5	-	1	-	23	1
K Blackwell	11	6	-	127	34	21.17	153	83	-	-	-	9	-
H Graham	9	6	1	76	37	15.20	95	80	-	-	1	5	-
S Tsukigawa	6	6	1	73	19	14.60	73	100	-	-	1	8	1
B Devchand	11	5	2	32	14	10.67	35	91.4	-	-	1	1	-
N Shaw	12	8	0	49	25	6.13	58	84.5	-	-	2	3	1
E King	12	2	1	5	4	5.00	7	71.4	-	-	-	-	-
C Piparo	12	9	1	37	13	4.63	60	61.7	-	-	2	1	-
A Williams	4	1	-	4	4	4.00	12	33.3	-	-	-	-	-
T Peschel	5	3	1	7	4	3.50	21	33.3	-	-	1	-	-
G Triscari	10	5	2	5	1*	1.67	14	35.7	-	-	-	-	-
E Biss	8	2	1	1	1*	1.00	2	50	-	-	1	-	-
S Fragomeni	6	3	3	27	20*	-	26	103.8	-	-	-	2	-
M Holmes	2	-	-	-	-	-	-	-	-	-	-	-	-
B Dawson	4	-	-	-	-	-	-	-	-	-	-	-	-
P Cleary	10	-	-	-	-	-	-	-	-	-	-	-	-

### BOWLING

Player	Mat	Inns	Overs	Mdns	Runs	Wkts	BB	Avg	Econ	SR	4	Ct	St
B Dawson	4	1	1	-	4	-	-	-	4.00	4.00	-	-	-
N Shaw	12	11	36	3	161	7	2/11	23.00	4.47	4.47	-	1	-
H Graham	9	1	3	-	16	1	1/16	16.00	5.33	5.33	-	-	-
A Williams	4	3	8	-	44	3	2/24	14.67	5.50	5.50	-	-	-
E King	12	11	34.2	3	190	13	4/9	14.62	5.56	5.53	1	3	-
P Cleary	10	9	23	-	141	7	2/16	20.14	6.13	6.13	-	3	-
T Peschel	5	2	3	-	19	1	1/13	19.00	6.33	6.33	-	-	-
M Holmes	2	2	3	-	20	1	1/10	20.00	6.67	6.67	-	1	-
G Triscari	10	7	16	-	107	3	2/12	35.67	6.69	6.69	-	1	-
S Fragomeni	6	5	11	-	75	-	-	-	6.82	6.82	-	1	-
N Bolton	12	10	22	-	165	4	3/21	41.25	7.50	7.50	-	2	-
E Biss	8	7	16	-	125	4	2/23	31.25	7.81	7.81	-	2	-
B Devchand	11	1	3	-	24	1	1/24	24.00	8.00	8.00	-	1	-
S Bates	6	3	7.4	-	61	3	2/24	20.33	8.24	7.96	-	2	-
S Tsukigawa	6	2	1.5	-	23	-	-	-	15.33	12.55	-	1	-
C Piparo	12	-	-	-	-	-	-	-	-	-	-	1	-
K Blackwell	11	-	-	-	-	-	-	-	-	-	-	-	-
J Wallace	12	-	-	-	-	-	-	-	-	-	-	4	1





**W**estern Australia claimed two wins and suffered two losses in the Toyota Futures League, finishing third on the table, but more importantly offered opportunities to 29 WA players.

Four WA youngsters made their Bupa Sheffield Shield debuts throughout the 2013-14 summer, with Will Bosisto, Simon Mackin and Ashton Turner all using the Futures League to press their claims before earning their maiden black caps.

The likes of two-time Test spinners Ashton Agar and Michael Beer, as well as 2013-14 Sheffield Shield Team of the Year member Michael Hogan also used the competition to fine-tune their skills.

One of the highlights of the season was Jaron Morgan's breakthrough century, which hints at a bright future for the Joondalup teenage batsman.

WA started the season at Richardson Park against New South Wales, but found themselves behind after the first innings despite Matt Dixon's 4/35. Morgan produced a breakthrough century in the second innings to set NSW 307 to win, but the visitors chased it down with four wickets in hand.

Tasmania travelled west for WA's second game, again at Richardson Park, where Mackin (4/46) and Andrew Tye (3/32) helped the hosts get off to a good start. WA built a commanding lead after half-centuries to Aaron Todd, Luke Towers, Turner, Morgan and Tom Beaton, before Michael Beer's 5/44 guided them to victory by an innings and 12 runs.

WA next journeyed to Allan Border Field in Brisbane, where James Pattinson and Alex Doolan played two days before flying out for the Test series in South Africa at Cricket Australia's request. Despite Hogan's three wickets and Marcus Harris' 59, WA trailed by 20 runs after the first innings. Ex-WA batsman Luke Pomersbach made a century to set the visitors 262 to win. Harris made another half-century but WA fell 102 runs short.

WA concluded their campaign against ACT Comets in Canberra on a difficult pitch for batting at Chisholm Oval. WA managed only 123, but Tye stepped up with six wickets to limit the deficit. Jake Fawcett handled the conditions well, posting a century to set ACT 187 to win and they fell short by 43 runs, with Beer and Tye both taking four wickets, the latter completing a 10-wicket match haul.

#### TOYOTA FUTURES LEAGUE

**WA v NSW** at Perth – 14-17 Oct 2013

WA 164 & 346 def by NSW 203 & 6-308

**WA v Tasmania** at Perth – 18-21 Nov 2013

Tasmania 186 & 177 def by WA 375

**Queensland v WA** at Brisbane – 24-27 Jan 2014

Queensland 258 & 242 def WA 238 & 160

**ACT v WA** at Canberra – 24-27 Feb 2014

WA 123 & 241 def ACT 177 & 144

	Mat	W	W1	D	L	L1	Pts	Quotient
Queensland	4	3	0	0	1	0	20	1.3014
South Australia	4	2	0	0	2	0	14	0.8341
<b>Western Australia</b>	<b>4</b>	<b>2</b>	<b>0</b>	<b>0</b>	<b>2</b>	<b>0</b>	<b>12</b>	<b>1.0703</b>
Tasmania	4	2	0	0	1	1	12	1.0240
New South Wales	4	1	1	0	2	0	10	1.0629
ACT	4	1	1	0	2	0	10	0.9792
Victoria	4	1	0	0	2	1	6	0.8085



# MALE UNDER-AGE TOURNAMENTS

WA's Under-17's celebrate a wicket at the National Championships in Adelaide.

## MALE UNDER 19

After a hat-trick of second-place finishes, Western Australia fell short in their bid to go one better at the Under-19 National Championships in Hobart, ending as runners-up again to New South Wales.

WA, coached by former state player David Fitzgerald, finished with a 3-2 record, with Joondalup wicketkeeper-batsman Josh Inglis (245 runs at 40.83) and Wanneroo batsman Brendon Murray (223 runs at 37.17) named in the Team of the Championships.

There were a number of highlights throughout the Championships, including the nail-biting win over Victoria in WA's final game.

Mitch Todd and Blake Reed both hit memorable centuries against Tasmania and Victoria respectively, while Australian Under-19 representative Matthew Kelly claimed five wickets as WA rolled Queensland for 111.

Skipped by Jaron Morgan, who later played at the 2014 Under-19 ICC Cricket World Cup, the Sandgropers got off to a winning start against hosts Tasmania, following Todd's fine 115 off 116 balls. WA suffered successive defeats to South Australia and NSW to all but end their title hopes.

The Western Australians hit back in their final two games, with Murray (79) and Kelly (5/17) guiding them past Queensland and Reed (122), Inglis (62) and McPhee (5/35) getting the side home against the Vics in a thriller.

## MALE UNDER 17

Only two points separated the top four States at the Under-17 National Championships in Adelaide, but unfortunately Western Australia were well off the pace finishing seventh with just one win.

Adelaide was hit by extreme heat during the 10-day carnival, which ensured conditions were challenging for the players.

Fremantle quick Jhye Richardson was WA's outstanding performer, named in the Team of the Championships after taking nine wickets in five games and also making a half-century.

WA started the tournament positively, proving too strong for Tasmania in a 50-run win led by South Perth batsman Brooke Guest who made a brilliant 135, with captain Clint Hinchliffe backing him up with four wickets with the ball.

The Sandgropers almost pulled off a miracle in their next match against hosts South Australia who were cruising before stumbling home by one wicket.

NSW were too strong for WA in their first two-day game, before the Sandgropers fell 15 runs short against Queensland, despite Corey Evans' patient 88 and Albany's Mitch Jackson taking 4/63.

Victoria prevailed comfortably in WA's final game, piling on the runs despite Richardson's 3/49. In reply, Hinchliffe (who finished with 232 runs) made a breakthrough century, but WA were never in contention.

	Mat	W1	D	L1	Pts	NRR		Mat	W1	D	L1	Pts	NRR
New South Wales	5	4	0	1	21	1.2441	South Australia	5	4	0	1	23	1.3735
<b>Western Australia</b>	<b>5</b>	<b>3</b>	<b>0</b>	<b>2</b>	<b>17</b>	<b>1.0650</b>	Victoria	5	4	0	1	22	1.5824
South Australia	5	3	1	1	15	1.2079	New South Wales	5	4	0	1	22	1.4819
ACT	5	2	0	3	12	0.9475	Queensland	5	4	0	1	21	1.2781
Tasmania	5	2	0	3	12	0.7157	Northern Territory	5	2	0	3	12	0.8530
Victoria	5	2	0	3	11	1.1448	ACT	5	1	0	4	6	0.8770
Queensland	5	2	0	3	11	1.0559	<b>Western Australia</b>	<b>5</b>	<b>1</b>	<b>0</b>	<b>4</b>	<b>4</b>	<b>0.7402</b>
Northern Territory	5	1	1	3	4	0.7338	Tasmania	5	0	0	5	0	0.4420





## FEMALE UNDER-AGE TOURNAMENTS

Heather Graham was named in the Team of the Under-18 Championships.

### FEMALE UNDER 18

Western Australia showed some encouraging signs but ultimately finished fifth at the Under-18 Female National Championships in Ballarat in January.

Megan Banting captained the side which pushed top three sides Victoria and Queensland, and recorded good wins over Auckland Schoolgirls, ACT and Tasmania to finish with a 3-4 record.

Alcohol.Think Again Western Fury talent Heather Graham (177 runs at 29.5) was WA's sole representative in the Team of the Championships after finishing with the best batting average at the tournament.

WA started off with successive defeats to South Australia and Victoria, but got off the mark with a Twenty20 win over Auckland Schoolgirls, led by Melissa Cameron's 3/5 and Piepa Cleary's 3/7. Fast bowler Cleary impressed again later in the day with 2/14 and 32, as WA fell short against Queensland.

Two days later Graham shone, with 2/17 and 37\* in a comfortable victory over ACT, backed up by a knock of 39 in a strong win over Tasmania. WA were well beaten by eventual premiers New South Wales in their final qualifying game, although Cameron showed promise with 3/40.

In the fifth-place playoff, Cleary (who finished with 14 wickets and 143 runs) displayed her all-round quality with an unbeaten half-century and four wickets as WA got past ACT.

### FEMALE UNDER 15

The Under-15 Female National Championships in Blacktown were a learning experience for a youthful Western Australian side which went winless in the round robin in late November and early December.

However, the Championships weren't without positives for WA, who finished with a hard-fought two-wicket win over the New South Wales Invitational XI in the seventh-place final.

Captain Chloe Wain, from Dunsborough, led well, while South City Storm duo Rebecca West (159 runs at 31.8) and Niamh Walsh (125 runs at 20.83) and South Perth bowler Maya Nair (seven wickets) all showed promise.

West made 59\* from 91 balls in their opening round defeat to Tasmania, where Madhurima Muralidharan took three wickets.

WA suffered heavy defeats to Victoria and New South Wales in rain-affected matches, before falling to South Australia despite Nair's three-wicket haul, Walsh's knock of 33 and pint-sized 12-year-old Georgie Ireland's 24.


Walsh continued to impress with the bat in defeats to ACT and Queensland, before WA experienced some joy in the seventh-place final.

Gemma Cassidy claimed three wickets as WA dismissed the NSW XI for 145, with West (58) and Wain (24) top scoring in reply as the Sandgropers got home by two wickets.

	Mat	W1	D	L1	Pts	NRR
New South Wales	7	5	0	2	27	2.3895
Victoria	7	6	0	1	27	1.6201
Queensland	7	5	0	2	24	1.3524
South Australia	7	5	0	2	22	1.5572
<b>Western Australia</b>	<b>7</b>	<b>3</b>	<b>0</b>	<b>4</b>	<b>16</b>	<b>0.9645</b>
ACT	7	3	0	4	14	0.7483
Auckland Schoolgirls	7	1	0	6	3.5*	0.4995
Tasmania	7	0	0	7	0	0.4050

\*deducted 1.5 points for slow over rate

	Mat	W1	D	L1	Pts	NRR
Victoria	6	6	0	0	39.81	4.8979
New South Wales	6	5	0	1	32.60	1.4405
South Australia	6	4	0	2	29.16	0.9302
ACT	6	3	0	3	23.00	0.6012
Queensland	6	2	0	4	19.39	1.1076
Tasmania	6	1	0	5	12.78	0.4861
<b>Western Australia</b>	<b>6</b>	<b>0</b>	<b>0</b>	<b>6</b>	<b>8.41</b>	<b>0.4216</b>





The 2013-14 cricket season represented a sensational rise for Australia's Test team, going from the disarray of coach Mickey Arthur's dismissal on the eve of the 2013 Ashes, to regaining its status as the world's number one Test side after dominant series wins over England and South Africa.

Back-to-back Ashes series ensured cricket was front of mind among the Australian public, but the stunning 5-0 whitewash on home turf, led by WA's revitalised left-arm quick and Player of the Series Mitchell Johnson, did more than capture the imagination, it may have inspired the next generation.

Former Queensland coach Darren Lehmann took over from Arthur just 16 days out from the 2013 Ashes, but oversaw a dramatic change for the side, who were fifth on the Test rankings when he assumed control.

Following Australia's rise to number one, captain Michael Clarke said: "This team has certainly been through some tough times. There's memories stuck in my head from the criticism we copped after the Indian tour when we lost 4-0 and we were named the worst team to ever tour India. But through tours like that, it's allowed the players to become so strong as a group and to work exceptionally hard to get this result."

Clarke's captaincy and quality proved important too, along with some inspired selections, namely Johnson's recall which saw him take 59 wickets in eight Tests, veteran Chris Rogers who topped run scoring charts for the back-to-back Ashes series with 831 runs and wicketkeeper-batsman Brad Haddin whose experience proved vital batting at number seven.

Fellow opener David Warner also enjoyed a stunning revival, winning the Player of the Series in South Africa after 543 runs, in the wake of an off-field incident involving England batsman Joe Root which saw him exiled from the squad in June.

The 2013 Ashes series started at Trent Bridge, with WA's Ashton Agar earning a shock call-up and his debut would be a memorable one in a see-sawing contest, which England edged by 14 runs.

With Australia languishing at 9/117, Agar arrived at the crease and went on to score a world record 98 for a number 11 batsman, combining with Phil Hughes for the highest 10th wicket stand in Test history, worth 163 runs. It wasn't enough, though, with Jimmy Anderson getting the hosts home.

England went 2-0 up at Lord's, with Ian Bell scoring his second century of the series before Australia capitulated for 128 and never recovered.

Led by Clarke, who scored a fine 187, Australia responded in the Third Test by declaring at 7/527 but England's slow batting approach and final day rain at Old Trafford ended the visitors' hopes of getting on the board. The result also ensured England retained the Ashes.

Nathan Lyon, recalled for Agar at Old Trafford, took four wickets and Rogers hit a maiden Test century to put Australia in a good position in the Fourth Test at Chester-le-Street. Despite Ryan Harris' seven-wicket haul, another Bell hundred and a disappointing second innings batting performance from Australia, resulted in a 74-run defeat.

Australia pushed for victory in the Fifth Test at The Oval, after first innings centuries to Shane Watson (176) and Steve Smith (138), with Clarke eventually setting England 227 to win off 44 overs with an aggressive declaration following more untimely rain. England were poised to achieve the chase with five wickets in hand, before play was abandoned due to bad light and the series ended 3-0.

Less than three months later, the rivalry resumed with the Commonwealth Bank Ashes First Test taking place at the Gabba. The in-form George Bailey was given his debut, while Johnson returned to the Test set-up after some blistering form in the shorter formats for Australia.

Johnson's return was sensational, bowling at intimidating speed, taking nine wickets and scoring 64 in a crucial first innings partnership with Haddin who made 94. Second innings hundreds from Warner (124) and Clarke (113) took the game out of England's hands and Johnson rammed home the advantage, while the skipper had some choice words for Anderson.

England first drop Jonathan Trott left the tour due to a stress-related illness, before Australia went two-up in Adelaide. Clarke (148) and Haddin (118) helped Australia declare at 9/570 before Johnson ran riot, including figures of 7/40 which earned him another Player of the Match honour.

The series was settled at the WACA Ground, with Johnson fittingly taking the final wicket after centuries from Smith (111), Warner (112) and Watson (103), along with a world-record 28-run over from Bailey put Australia in the box seat.

Graeme Swann also left the tour, announcing his retirement ahead of the Boxing Day Test at the MCG, where the Australian domination continued. Johnson claimed another five-wicket haul but England enjoyed a 51-run advantage after the first innings, only to be bowled out for 179 in the second dig, with Lyon (5/50) impressing. The hosts cruised to an eight-wicket win from there, led by Rogers (116) and Watson (83\*).

Australia selected an unchanged side for the Fifth Test at the SCG, meaning for the first time they had fielded the same XI in a five-Test series. England captain Alastair Cook won his first toss of the series, but it didn't help the tourists who lost within three days.

Smith made his second century of the series, before Australia's attack pummelled England to have them all out for 155 with Peter Siddle (3/23) enjoying the best figures. Rogers reached triple figures to give the tourists another big chase but they offered little resistance, rattled in less than 32 overs with Harris taking a five-wicket haul, ushering in jubilant scenes after a 5-0 whitewash.

The momentum built from the Ashes triumph filtered into the South Africa series just over a month later. The series began at Centurion, where WA's Shaun Marsh earned a recall following a calf injury to Watson, while Alex Doolan took Bailey's place.

Marsh (148) scored a memorable century on his return, with support from Smith (100), before another Johnson (7/68) masterclass. Warner's second innings 115 left the Proteas chasing 482 and Johnson added another five wickets to clinch a huge victory.

South Africa responded like the world's number one Test team should, defeating Australia by 231 runs at Port Elizabeth, led by Jean-Paul Duminy (129). Australia collapsed in the final innings, despite Rogers' 107, to suffer a disappointing loss and set the series up for a thrilling decider.

In the Third Test in Cape Town, Clarke produced one of the most courageous innings, making 161\* despite suffering a broken shoulder following a short-ball barrage, to guide Australia to 7/494 declared, with Warner (135) also reaching

triple figures. Johnson claimed four wickets to give Australia a significant first innings advantage.

Warner backed up his first innings heroics with another ton, before Clarke set South Africa 511 to win, shortly before tea on day four. The resilient Proteas, led by AB de Villiers, almost denied Australia victory, until a brilliant late spell from Harris (4/32) sealed a remarkable series victory with just 27 balls left.

## ENGLAND v AUSTRALIA

*England won Investec Ashes Series 3-0*

### 1st Test at Nottingham - 10-14 Jul 2013

England won by 14 runs

England 215 and 375; Australia 280 and 296

### 2nd Test at Lord's - 18-21 Jul 2013

England won by 347 runs

England 361 and 7/349 dec; Australia 128 and 235

### 3rd Test at Manchester - 1-5 Aug 2013

Match drawn

Australia 7/527 dec and 7/172 dec; England 368 and 3/37

### 4th Test at Chester-le-Street - 9-12 Aug 2013

England won by 74 runs

England 238 and 330; Australia 270 and 224

### 5th Test at The Oval - 21-25 Aug 2013

Match drawn

Australia 9/492 dec and 6/111 dec; England 377 and 5/206

## AUSTRALIA v ENGLAND

*Australia won the Commonwealth Bank Ashes Series 5-0*

### 1st Test at Brisbane - 21-24 Nov 2013

Australia won by 381 runs

Australia 295 and 7/401 dec; England 136 and 179

### 2nd Test at Adelaide - 5-9 Dec 2013

Australia won by 218 runs

Australia 9/570 dec and 3/132 dec; England 172 and 312

### 3rd Test at Perth - 13-17 Dec 2013

Australia won by 150 runs

Australia 385 and 6/369 dec; England 251 and 353

### 4th Test at Melbourne - 26-29 Dec 2013

Australia won by 8 wickets

England 255 and 179; Australia 204 and 2/231

### 5th Test at Sydney - 3-5 Jan 2014

Australia won by 281 runs

Australia 326 and 276; England 155 and 166

## SOUTH AFRICA v AUSTRALIA

*Australia won the Sunfoil Test Series 2-1*

### 1st Test at Centurion - 12-15 Feb 2014

Australia won by 281 runs

Australia 397 and 4/290 dec; South Africa 206 and 200

### 2nd Test at Port Elizabeth - 20-23 Feb 2014

South Africa won by 231 runs

South Africa 423 and 5/270 dec; Australia 246 and 216

### 3rd Test at Cape Town - 1-5 Mar 2014

Australia won by 245 runs

Australia 7/494 dec and 5/303 dec; South Africa 287 and 265



The man of the moment:  
Mitchell Johnson erupts after another  
Commonwealth Bank Ashes Series wicket.





CRICKET  
AUSTRALIA

# AUSTRALIA ONE DAY INTERNATIONAL REVIEW

Australia played 16 One-Day Internationals throughout the 2013-14 season, including two series against England and an entertaining and high-scoring seven-game series in India.

With a view to the 2015 ICC Cricket World Cup in Australia and New Zealand, the results were relatively positive, beating England in both series and going down 3-2 to India in a tight series where records fell all over the pace.

Following the 2013 Ashes, Australia restored some pride with a 2-1 series victory over England where captain Michael Clarke was outstanding and WA's Mitchell Johnson re-discovered his best form.

Australia warmed up for the series with a one-off match against Scotland, where WA's Shaun Marsh (151) combined with Aaron Finch (148) for a new Australian record opening partnership worth 246 runs, before cruising to a 200-run win.

The first game at Headingley was washed out, before Clarke (105) hit a century with great support from George Bailey (82) and Clint McKay (3/47) to lead Australia past England by 88 runs in the second ODI at Old Trafford.

Rain prevented Australia from pushing for victory after a good start in the third game at Edgbaston, before England levelled

the series in Cardiff, despite strong performances again from Bailey (87) and McKay (4/39), with Jos Buttler guiding the hosts to their target. WA's Nathan Coulter-Nile made his ODI debut in the game.

The series would be decided at Southampton's Rose Bowl, where Shane Watson (143) and Clarke (75) scored the bulk of the runs for Australia who set England 299 to win. Johnson bowled with fierce pace to take 2/21 and strangle England's top order. The hosts would be bowled out for 249, falling 49 runs short.

Less than a month later, Australia were in India for a seven-game series where they'd be captained by Bailey with Clarke out with a back problem. The tourists started the series with a 72-run victory in Pune after posting 8/304, led by Bailey (85) and all-rounder James Faulkner (3/47).

The tourists piled on the runs in the second game, reaching 5/359 with all top five batsmen making half-centuries for the first time in ODI history, led again by Bailey who made 92\* off just 50 balls. However, Rohit Sharma (141\* off 123 balls) and Shikhar Dhawan (95) put on a 176-run opening stand in just over 26 overs, before the opener combined with Virat Kohli (100\* off 52) to complete the second best run chase in ODI history with more than six overs to spare.

Australia restored their series advantage in Mohali, but it was largely thanks to some remarkable late hitting from Faulkner (64\* off 29), supported well by WA's Adam Voges (76\*). Earlier, Johnson took four wickets, but India captain MS Dhoni (139\*) guided his side to 9/303. Australia appeared out of the contest, needing 44 off the final 18 balls, before Faulkner smashed 30 runs off one Ishant Sharma over in another stunning successful run chase.

The fourth ODI was a washout due to unseasonal rain in Ranchi, but not before Australia posted 8/295 led by the in-form Bailey (98) and Glenn Maxwell (92). The fifth ODI in Cuttack was abandoned without a ball being bowled due to a wet outfield, giving Australia a 2-1 series advantage with two games to play.

India turned it around spectacularly, firstly triumphing in Nagpur by completing the third best successful run chase in ODI history. Australia had made a commanding 6/350, with Bailey (156 off 114) outstanding again and Shane Watson (102) playing well, but the hosts replied with centuries to Dhawan (100) and Kohli (115\* off 66) earning them a six-wicket win with three balls left.

With the series up for grabs on a batsman-friendly Bangalore wicket, records fell everywhere and India triumphed, the first side to do so in the series after batting first.

The hosts made 6/383, with Rohit (209 off 158) becoming only the third player in ODI history to score a double-century and the first against Australia. Rohit's 16 sixes also beat Watson's previous record of 15 in one individual innings.

In reply, Faulkner scored the fastest ever hundred by an Australian (off 57 balls) and Maxwell's fifty from 18 balls equalled the second fastest in ODI history but it wasn't enough, losing by 57 runs.

Several months passed, as well as an Ashes series, before Australia tackled England in the five-game Carlton Mid ODI Series in January, triumphing emphatically 4-1.

Clarke was back to captain Australia but it was Aaron Finch (121) who blasted the side to victory in the first game at the MCG, winning by six wickets.

England appeared set to finally win their first game of the tour at the Gabba, before Faulkner's (69\* off 47) remarkable late heroics somehow denied them, having been 9/244 with six overs left chasing 301 to win.

The misery continued for the tourists at the SCG, with Western Australians Coulter-Nile (3/47) and Shaun Marsh (71\*) guiding Australia to a seven-wicket win.

England finally broke through at the WACA Ground, batting first and making 8/316, with Australia falling short by 57 runs despite Finch's second hundred of the series.

Australia rounded out the series with an entertaining five-run win on Australia Day at Adelaide Oval, with Coulter-Nile (3/34) playing a key role as the hosts defended 9/217.

## SCOTLAND v AUSTRALIA

### Only ODI at Edinburgh – 3 Sep 2013

Australia won by 200 runs

Australia 3/362 (50); Scotland 162 (43.5)

## ENGLAND v AUSTRALIA

*Australia won the NatWest Series 2-1*

### 1st ODI at Leeds – 6 Sep 2013

Match abandoned without a ball bowled

### 2nd ODI at Manchester – 8 Sep 2013

Australia won by 88 runs

Australia 7/315 (50); England 227 (44.2)

### 3rd ODI at Birmingham – 11 Sep 2013

No result – rain stopped play

England 3/59 (15.1); Australia

### 4th ODI at Cardiff – 14 Sep 2013

England won by three wickets

Australia 227 (48.2); England 7/231 (49.3)

### 5th ODI at Southampton – 16 Sep 2013

Australia won by 49 runs

Australia 298 (49.1); England 249 (48)

## INDIA v AUSTRALIA

*India won the Series 3-2*

### 1st ODI at Pune – 13 Oct 2013

Australia won by 72 runs

Australia 8/304 (50); India 232 (49.4)

### 2nd ODI at Jaipur – 16 Oct 2013

India won by 9 wickets

Australia 5/359 (50); India 1/362 (43.3)

### 3rd ODI at Mohali – 19 Oct 2013

Australia won by 4 wickets

India 9/303 (50); Australia 6/304 (49.3)

### 4th ODI at Ranchi – 23 Oct 2013

No result – rain stopped play

Australia 8/295 (50); India 0/27 (4.1)

### 5th ODI at Cuttack – 26 Oct 2013

Match abandoned without a ball bowled

### 6th ODI at Nagpur – 30 Oct 2013

India won by 6 wickets

Australia 6/350 (50); India 4/351 (49.3)

### 7th ODI at Bangalore – 2 Nov 2013

India won by 57 runs

India 6/383 (50); Australia 326 (45.1)

## AUSTRALIA v ENGLAND

*Australia won Carlton Mid ODI Series 4-1*

### 1st ODI at Melbourne – 12 Jan 2014

Australia won by 6 wickets

England 7/269 (50); Australia 4/270 (45.4)

### 2nd ODI at Brisbane – 17 Jan 2014

Australia won by 1 wicket

England 8/300 (50); Australia 9/301 (49.3)

### 3rd ODI at Sydney – 19 Jan 2014

Australia won by 7 wickets

England 9/243 (50); Australia 3/244 (40)

### 4th ODI at Perth – 24 Jan 2014

England won by 57 runs

England 8/316 (50); Australia 259 (47.4)

### 5th ODI at Adelaide – 26 Jan 2014

Australia won by 5 runs

Australia 9/217 (50); England 212 (49.4)



Star on the rise:  
Nathan Coulter-Nile sends down a delivery for Australia.





# AUSTRALIA T20 INTERNATIONAL REVIEW

Australia's T20 season was geared towards preparing for the 2014 ICC World Twenty20 in Bangladesh, where the side ultimately disappointed by bowing out in the group stage.

Glenn Maxwell was named in the Team of the Tournament, but that was one of few positive notes for the Australians. Earlier in the season, Australia, captained by George Bailey, took on England, India and South Africa, winning against the English on home turf and triumphing over the Proteas on foreign soil.

The season's fixtures started against England in a two-game series, where Aaron Finch grabbed the headlines after scoring a T20 International world record 156 off 63 balls in the opening match at the Rose Bowl. Finch's knock, which included 14 sixes, helped Australia score 6/248, with the hosts falling 39 runs short in reply.

Two days later, England reversed that result led by Alex Hales' big hitting despite Fawad Ahmed's 3/25. Chasing 196 to win, David Warner scored a quickfire half-century but Australia couldn't reel in the target, meaning the series ended 1-1.

Almost six weeks later, Australia faced India in Rajkot and Finch was at his brutal best again, smashing 89 off 52 to help the visitors score 7/201. However, Yuvraj Singh (77\* off 35 balls) inspired a sensational chase, with India getting home by six wickets with two balls to spare having been 4/100 in the 12th over.

After the lop-sided 2013-14 Ashes and One-Day Internationals, Australia and England did battle one more time in a three-game KFC T20 International Series. Australia's domination didn't cease, with Bailey's side crushing the tourists 3-0.

The recalled Cameron White (75 off 43) took to the England attack, helping Australia put together a score of 4/213 in Hobart. England tried hard but lost wickets regularly, before going down by 13 runs with WA's Nathan Coulter-Nile finishing with 4/31.

Australia crushed England by eight wickets to clinch the series in front of almost 65,000 fans at the MCG. Josh Hazlewood (4/30) and newcomer James Muirhead (1/17) restricted England to just 9/130 and Australia cruised to a comprehensive victory, led by White (58\* off 45) and Bailey (60\* off 28).

The Aussies made it a clean sweep at ANZ Stadium, setting England 196 to win after Bailey's (49\* off 20) fine cameo. The beleaguered England side never threatened, bowled out for 111, with Coulter-Nile, Muirhead and Maxwell all taking two wickets apiece.

Australia next tackled South Africa in a three-game series, which would be used as vital preparation for the upcoming World T20. Australia named its World T20 squad in mid-February and took that group to South Africa, including Perth Scorchers veteran Brad Hogg.

The opening game in Port Elizabeth was washed out and the second match in Durban was severely affected by rain, reducing it to a seven-overs per side contest. The Proteas made 1/80, but while Australia lost more wickets, they got the runs, led by Warner (40 off 16) and Brad Hodge (21\* off eight), who finished the job with two sixes after needing 13 with four balls remaining.

Australia clinched a 2-0 series win at Centurion, with Mitchell Starc (2/16) the best with the ball. South Africa could only manage 7/128 and Australia achieved that target with five overs to spare, guided to victory by knocks from Finch (39 off 27) and Shane Watson (35 off 28).

Australia flew out for Bangladesh, minus in-form quick Mitchell Johnson due to a toe injury, but grouped against Pakistan, the West Indies, India and the hosts, still felt progress was achievable.

Bailey's side enjoyed a three-run victory over New Zealand in a warm-up game, with Warner scoring an impressive 65 off 26 balls.

However, Australia's start to the campaign was poor, going down to Pakistan by 16 runs in their opener. Coulter-Nile took 2/36, but Umar Akmal's 94 guided Pakistan to 5/191, after some uncharacteristically poor fielding from the Australians.

Finch (65 off 54) and Maxwell (74 off 33) combined for an outstanding third-wicket stand worth 118 runs off only 64 balls, with the latter's half-century coming off just 18 balls, the fourth fastest in T20 International history. However, their departures saw Australia wobble, bowled out for 175.

Australia needed to bounce back against the West Indies and the in-form Maxwell gave them the platform with 45 off 22 balls. Australia reached a defendable 8/178, and despite an early Chris Gayle onslaught were well placed, with the West Indies needing 31 off the final two overs. Darren Sammy (34\* off 13) had other ideas and blasted his side to victory to leave Australia's campaign in tatters.

Ahead of Australia's clash with India, Pakistan's victory over Bangladesh earlier in the day sealed their exit. However, Australia's performance was unforgivable, thrashed by 73 runs and bowled out for just 86.

All this after India were battling at 4/66 in the 12th over, before Yuvraj Singh (60 off 43) rescued their innings to post 7/159. In reply, Bailey's side were reckless in their approach with Ravi Ashwin (4/11) wreaking havoc as Australia posted their second worst score in T20 International history.

Australia finished the tournament by defeating the hosts by seven wickets. Coulter-Nile took 2/17 as Bangladesh managed 5/153, but Australia handled the task comfortably. Finch (71 off 45) and Warner (48 off 35) got the side off to an ideal start, combining for a 98-run opening stand, before Bailey finished the job with a six with 15 balls to spare.

## ENGLAND v AUSTRALIA

*Series drawn 1-1*

### 1st T20I at Southampton – 29 Aug 2013

Australia won by 39 runs  
Australia 6/248 (20); England 6/209 (20)

### 2nd T20I at Chester-le-Street – 31 Aug 2013

England won by 27 runs  
England 5/195 (20); Australia 9/168 (20)

## INDIA v AUSTRALIA

### Only T20I at Rajkot – 10 Oct 2013

India won by 6 wickets  
Australia 7/201 (20); India 4/202 (19.4)

## AUSTRALIA v ENGLAND

*Australia won the KFC T20 International Series 3-0*

### 1st T20I at Hobart – 29 Jan 2014

Australia won by 13 runs  
Australia 4/213 (20); England 9/200 (20)

### 2nd T20I at Melbourne – 31 Jan 2014

Australia won by 8 wickets  
England 9/130 (20); Australia 2/131 (14.5)

### 3rd T20I at Sydney – 2 Feb 2014

Australia won by 84 runs  
Australia 6/195 (20); England 11/1 (17.2)

## AUSTRALIA v SOUTH AFRICA

*Australia won series 2-0*

### 1st T20I at Port Elizabeth – 9 Mar 2014

Match abandoned without a ball bowled

### 2nd T20I at Durban – 12 Mar 2014

Australia won by 5 wickets  
South Africa 1/80 (7); Australia 5/81 (6.4)

### 3rd T20I at Centurion – 14 Mar 2014

Australia won by 6 wickets  
South Africa 7/128 (20); Australia 4/129 (15)

## ICC WORLD T20

*Australia were eliminated in the Group Stages*

### Warm-up game: Australia v New Zealand at Dhaka – 19 Mar 2014

Australia won by 3 runs  
Australia 7/200 (20); New Zealand 9/197 (20)

### 16th Match, Group 2: Australia v Pakistan at Dhaka – 23 Mar 2014

Pakistan won by 16 runs  
Pakistan 5/191 (20); Australia 175 (20)

### 23rd Match, Group 2: Australia v West Indies at Dhaka 28 Mar 2014

West Indies won by 6 wickets  
Australia 8/178 (20); West Indies 4/179 (19.4)

### 28th Match, Group 2: Australia v India at Dhaka – 30 Mar 2014

India won by 73 runs  
India 7/159 (20); Australia 86 (16.2)

### 31st Match, Group 2: Bangladesh v Australia at Dhaka – 1 Apr 2014

Australia won by 7 wickets  
Bangladesh 5/153 (20); Australia 3/158 (17.3)



The Southern Stars enjoyed a hectic 12 months, playing back-to-back Ashes series, before attempting to make it three consecutive ICC Women's World Twenty20 titles.

Unfortunately, Australia were beaten on both occasions by England, but successfully won the World T20 crown again in Bangladesh to cap a busy period.

For the first time, the Women's Ashes were decided by a points system, with the Test match worth six points, while the One-Day and T20 Internationals were worth two each.

The opening match of the 2013 Ashes in the UK was the Test played at Wormsley Park, with WA's Gemma Triscari earning a late call-up to the squad but missing out on making the final XI. Sarah Elliott hit a century as Australia declared at 6/331, only for England to reply with a strong knock of their own led by opener Heather Knight's 157. Australia tried to force a result with captain Jodie Fields hitting 78\* before declaring, but the Test ended in a draw.

The Southern Stars moved two points ahead in the series by winning the first ODI at Lord's, inspired by strong bowling performances from Jess Jonassen (4/38) and Erin Osborne (3/39). England replied with a 51-run win in Hove in the second ODI to level the series, despite Jess Cameron's 81 off 108 balls.

England recorded an exciting win in the third ODI to move ahead in the series for the first time, triumphing by five wickets in a rain-affected match at Hove.

The Ashes were still well and truly up for grabs when the T20s rolled around, but England dominated the shortest format to clinch a lopsided series win. Australia had no answers after Sarah Taylor's quickfire 77 in the first T20 and they secured the Ashes with a five-wicket win at Southampton's Rose Bowl, inspired by Lydia Greenway's 80\* off 64 deliveries.

England reiterated their dominance in the final T20 in Durham, restricting Australia to 7/91, before cruising to victory with 22 balls to spare despite Sarah Coyte's fine early spell reducing them to 3/14.

Four months later, the two nations locked horns again, this time in Australia, opening the series with a Test match at the WACA Ground with points to be allocated under the same system.

In a see-sawing and low-scoring contest, England triumphed by 61 runs to take the early advantage in the series. Elysse Perry kept Australia in the contest with eight wickets for the match and a vital first innings knock of 71, but chasing 185 to win, the hosts stumbled disappointingly.

England moved eight points ahead in the series in the first ODI at the MCG, chasing down Australia's 3/209. Earlier, Alex Blackwell (82\*) and Perry (65\*) had combined to give Australia the platform to push for victory, but the visitors eased home led by Greenway (69\*).

WA's Nicole Bolton was handed her debut for the second ODI at the MCG and made a remarkable impact. She became the first Australian woman to score a century on debut and completed a match-turning direct-hit run out. Bolton's 124 helped the Southern Stars post 7/266, before bowling England out for 240, with the Perth product's brilliant fielding dismissing the dangerous Taylor for 63.

Australia moved within four points after triumphing in Hobart, with Perry scoring a crucial 90\* off 95 balls to help the hosts chase down England's 4/268 with three balls to spare.

However, England would seal back-to-back Women's Ashes series in the first T20 in Hobart, despite Australia posting 3/150 after captain Meg Lanning's blistering 78\*. England captain Charlotte Edwards was on song with 92\* off 50 balls, leading her side to the decisive nine-wicket triumph.

Australia restored some pride with comfortable victories in the final two T20s at the MCG and ANZ Stadium, as the series ended 10-8 in England's favour.

The Southern Stars jetted off for Bangladesh a month later where they tuned up for the ICC Women's World T20 with a win and a loss against Sri Lanka and the West Indies respectively.

Australia, defending their 2012 title, started the campaign with a defeat to New Zealand, suffering a spate of run-outs as they failed to chase down the White Ferns' 8/128.

The Southern Stars bounced back with a strong six-wicket victory over South Africa where Osborne (2/13) and Rene Farrell's (2/19) tight bowling kept their opponents to 9/115, before easing home with Perry (41\*) finishing the job with eight balls to spare.

Lanning blasted the highest ever women's T20 International score, and second highest overall behind Aaron Finch, with 126 off 65 balls as Australia crushed Ireland. Lanning hit 12 boundaries and four sixes as Australia reached 4/191, which the Irish never threatened.

Australia sealed their qualification for the semi-finals with an emphatic 90-run win over Pakistan in their final group game, with Elyse Villani firing with 90\*, before Perry and Coyte took three wickets each.

The Australians edged past the fast-finishing West Indies in the final four, with Osborne taking Player of the Match honours after an economical spell helped defend 5/140.

The Southern Stars would take on England in the final as they strived for a hat-trick of World T20 titles and the bowlers produced a remarkable team performance to guide the side to victory. Coyte (3/16) was named Player of the Match, as England only managed 8/105, before Australia chased down the target with six wickets in hand and almost five overs to spare. Lanning led the way with 44, before Perry (31\*) hit the winning runs to usher in the celebrations.

## ENGLAND v AUSTRALIA

*England won the Women's Ashes 12-4*

**Only Test at Wormsley – 11-14 Aug 2013**

Match drawn

Australia 6/331 dec and 5/231 dec; England 314 and 2/93

**1st ODI at Lord's – 20 Aug 2013**

Australia won by 27 runs

Australia 8/203 (50); England 176 (47.3)

**2nd ODI at Hove – 23 Aug 2013**

England won by 51 runs

England 6/256 (50); Australia 205 (48.2)

**3rd ODI at Hove – 25 Aug 2013**

England won by 5 wickets

Australia 4/203 (36); England 5/204 (33.2)

**1st T20I at Chelmsford – 27 Aug 2013**

England won by 15 runs

England 4/146 (20); Australia 5/131 (20)

**2nd T20I at Southampton – 29 Aug 2013**

England won by 5 wickets

Australia 7/127 (20); England 5/128 (19)

**3rd T20I at Chester-le-Street – 31 Aug 2013**

England won by 7 wickets

Australia 7/91/7 (20); England 3/92 (16.2)

## AUSTRALIA v ENGLAND

*England won the Women's Ashes 10-8*

**Only Test at Perth – 10-13 Jan 2014**

England won by 61 runs

England 201 and 190; Australia 207 and 123

**1st ODI at Melbourne – 19 Jan 2014**

England won by 7 wickets

Australia 3/209 (50); England 3/210 (46.5)

**2nd ODI at Melbourne – 23 Jan 2014**

Australia won by 26 runs

Australia 266/7 (50); England 240 (46.2)

**3rd ODI at Hobart – 26 Jan 2014**

Australia won by 4 wickets

England 4/268 (50); Australia 6/269 (49.3)

**1st T20I at Hobart – 29 Jan 2014**

England won by 9 wickets

Australia 3/150 (20); England 1/151 (17.5)

**2nd T20I at Melbourne – 31 Jan 2014**

Australia won by 7 wickets

England 6/98 (20); Australia 3/99 (15.1)

**3rd T20I at Sydney – 2 Feb 2014**

Australia won by 7 wickets

England 8/101 (20); Australia 3/102 (18.3)

## ICC WOMEN'S WORLD TWENTY20

*Australia won the World T20*

**Warm-up game: Australia v Sri Lanka at Savar – 18 Mar 2014**

Australia won by 19 runs

Australia 5/144 (20); Sri Lanka 5/125 (20)

**Warm-up game: Australia v West Indies at Savar – 21 Mar 2014**

West Indies won by 16 runs

West Indies 3/144 (20); Australia 7/128 (20)

**1st Match, Group A: Australia v New Zealand at Sylhet  
23 Mar 2014**

New Zealand won by 7 runs

New Zealand 8/128 (20); Australia 121 (19.3)

**6th Match, Group A: Australia v South Africa at Sylhet  
25 Mar 2014**

Australia won by 6 wickets

South Africa 9/115 (20); Australia 4/116 (18.4)

**9th Match, Group A: Australia v Ireland at Sylhet – 27 Mar 2014**

Australia won by 78 runs

Australia 4/191 (20); Ireland 7/113 (20)

**14th Match, Group A: Australia v Pakistan at Sylhet – 29 Mar 2014**

Australia won by 94 runs

Australia 2/185 (20); Pakistan 9/91 (20)

**1st Semi-Final: Australia v West Indies at Dhaka – 3 Apr 2014**

Australia won by 8 runs

Australia 5/140 (20); West Indies 4/132 (20)

**Final: Australia v England at Dhaka – 6 Apr 2014**

Australia won by 6 wickets

England 8/105 (20); Australia 4/106 (15.1)



**IT'S WHAT'S ON THE  
INSIDE THAT COUNTS**



Proud supporter of  
Western Australian Cricket

**KOOKABURRA** 

**100% AUSTRALIAN MADE SINCE 1890**

## 2013-14 COMMERCIAL PARTNERS

### WACA COMMERCIAL PARTNERS

#### PLATINUM



#### GOLD



#### SILVER



#### MEDIA



#### SUPPLIERS

City Toyota



#### CHARITY



### PERTH SCORCHERS COMMERCIAL PARTNERS

#### PRINCIPAL



#### MAJOR



#### OFFICIAL



City Toyota



#### MEDIA



#### CHARITY



Thank you to all of the WACA and Perth Scorchers Commercial Partners for their ongoing involvement and support of Western Australian Cricket.



## COMMERCIAL PARTNERSHIPS

Alcohol.Think Again Western Warriors coach Justin Langer speaks to media at the WACA Season Launch where the Healthway partnership was announced.

The 2013-14 season saw the Commercial Partners of the WACA and Perth Scorchers provide fantastic support in growing the game of cricket in Western Australia.

The season was highlighted by the record three-year Platinum Partnership with Healthway, under the Alcohol.Think Again campaign. The partnership has been a driver of cultural change within WA cricket with the removal of all promotion of alcohol and junk food from the WACA Ground, its State Teams and District Cricket. The partnership has already seen four District clubs register for the Good Sports program, focused on building healthy clubs and communities.

The alignment extends to naming rights of the Alcohol.Think Again Western Warriors and Alcohol.Think Again Western Fury teams, District Cricket, the T20 Community Cup and a variety of indigenous programs administered by the WACA's Game Development team. Healthway has also worked with the WACA to review its match day menus to include more healthy options for Members and patrons throughout the season.

We look forward to growing together with Healthway to produce not only good cricketers, but good people who stand as strong, respectable and healthy role models in society.

From a regional perspective, CSBP, Perdaman Industries and Toyota WA again assisted in growing participation and providing support and resources for the talented athletes coming through each season. CSBP, who celebrated the 10th year of their partnership with the WACA, worked closely with the Regional Cricket Officers to inspire junior cricketers to pursue their dreams of representing WA. The Perdaman South West Cricket Academy enabled up and coming cricketers the opportunity to learn and enhance their skills under the guid-

ance of Talent Development Officers and State players. Toyota WA also provided great support in regional areas through the Toyota Country Cup and as the Official Volunteers Partner. The invaluable support of these Partners helped contribute to an impressive 41.8 per cent increase in cricket participation across WA.

The continued support of Lord's Taverners WA by providing opportunities for the young and disadvantaged is greatly appreciated and we look forward to continuing to work together in delivering cricket programs and experiences both on a local and national level.

The Perth Scorchers partnership portfolio welcomed Homeloans and Direct Trades Supply as its Principal and Major Partner respectively. The club's BBL|03 championship campaign was also supported by Atlas Iron, City Toyota and Dulux as Official Partners and Variety WA as the Scorchers' Charity Partner. Our sincere thanks to all our Partners for their contribution in making the Scorchers the hottest ticket in town for the summer and we look forward to their continued support for BBL|04.

We would also like to thank our suppliers including Coca Cola Amatil, McWilliams Wines, Kookaburra, PowerPlay Sports, Diageo, City Toyota, Peters, Lion and Lion Dairy & Drinks for their support throughout the season.

Finally, we would like to acknowledge the strong support of our Media Partners; The West Australian, Channel NINE, Network TEN, SportFM 91.3, 6PR and Southern Cross Austereo for assisting us in getting the game of cricket out in the community and helping us to inspire the next generation of cricketers for WA.

## APPRECIATION



WACA CEO Christina Matthews and the Right Hon Perth Lord Mayor Lisa Scaffidi.

**T**he WACA has always been fortunate to hold many valued relationships with a myriad of institutions and people and the year in review was no different. Without the enduring support, encouragement and cooperation of these institutions and people, it would be very difficult for the WACA to be able to conduct its operations in the manner that it does.

We pay tribute and acknowledge various levels of Government, institutions and individuals that have provided funding assistance, made material contributions or simply given constructive advice, to the WACA during the year under review. Such expressions may sometimes be incomplete and any offence created by an unwitting omission is sincerely regretted.

See also appreciation to WACA Commercial Partners on page 67 in *The Western Cricketer*.

### GOVERNMENT

The WACA continues to have a constructive relationship with the WA State Government and key Ministers within it, who have important portfolios affecting the WACA and cricket in the state. We express this Association's appreciation for the access it has to the Premier; Minister for State Development; Science the Hon Colin Barnett MLA, Deputy Premier; Minister for Health; Training and Workforce Development the Hon Dr Kim Hames MLA, Minister for Sport & Recreation; Racing and Gaming the Hon Terry Waldron MLA, Minister for Police; Tourism; Road Safety; Women's Interests the Hon Liza Harvey MLA, the Minister for Local Government; Community Services; Senior and Volunteering; Youth the Hon Tony Simpson MLA and

the Minister for Planning; Culture and the Arts the Hon John Day MLA, to discuss strategic matters when necessary.

We also convey our appreciation to senior management and staff of key Government Agencies and Departments that impact on the WACA's business, especially:

- Mr Ron Alexander, General Director from the Department of Sport and Recreation
- Associate Professor Rosanna Capolingua, Chair of the Healthway Board
- Metropolitan Redevelopment Authority
- Transperth

This Association also acknowledges support from elected Representatives in our precinct, the Hon Stephen Smith MP and his successor the Hon Alannah MacTiernan MP in the Federal Government sphere. We also thank Ms Eleni Evangel MLA in the WA State Parliament.

### LOCAL GOVERNMENT

The WACA's sincere thanks continue to go to City of Perth CEO Gary Stevenson PSM and his staff for advice and assistance to WACA staff with planning, compliance, and implementation of relevant procedures for match days at the WACA Ground. Constructive dialogue with the City of Perth (and the WA Police) assists greatly with patron and traffic movement, as well as parking, on major match days.

This publication represents the opportunity for the WACA to extend special thanks and praise to the many metropolitan

councils and cities and their staff, along with their regional counterparts, for providing and preparing playing and training facilities for cricket at recreation grounds and parks during summer.

Their willingness to individually and collectively do that in a background of competing demands, budget constraints and judiciously managing limited available resources, makes the WACA even more appreciative of the services they provide to cricket and to sport, which are crucial to maintaining and growing a healthy and engaged community.

### EDUCATIONAL INSTITUTIONS

The WACA continues to enjoy a great relationship with Murdoch University. The WACA's second ground facilities at Murdoch have benefitted from another year of growth and consolidation. The oval along with centre and practice wicket areas have matured greatly and are a vital component of WACA coaching and player development programs as well as being a venue for hosting several second tier matches.

Gratitude is also reserved for our neighbours Trinity College for their continued assistance to the WACA on match days. The two institutions may nowadays be physically separated by Braithwaite Street but our respective objectives and requirements continue to be better met via the long time spirit of cooperation and dialogue between our organisations.

The WACA's sincere thanks also go to the Sport Education and Development Australia's (SEDA) Cricket Australia program which was housed at the WACA Ground as part of our partnership. Their support and flexibility, particularly around matchdays, is appreciated.

### PHILANTHROPIC INSTITUTIONS

Lord's Taverners Australia (WA Branch)  
The Carbine Club of W.A.

The WACA continues to be grateful to each of the above for financial contributions, either by way of donations, grants, scholarships or commercial partnerships and for a variety of WACA and Cricket Australia initiated programs, without which they frequently would be unable to be executed. The WACA also thanks Kay Leverington for her ongoing contribution to the WACA Female Scholarship Program.

### GLOUCESTER PARK HARNESS RACING

Thanks are extended to the GPHR for their various harmonious modes of assistance and access to enable the WACA to conduct its match day operations. The maturity of our relationship will continue to be helpful in the future.

### HONORARY LEGAL COUNSEL

The WACA was again fortunate to have Rob O'Connor QC to call upon as the Association's Honorary Legal Counsel. With his vast legal experience and passion for cricket and the WACA, Rob is a perfect fit for this honorary role which has the ability to considerably dilute the Association's costs for legal advice.

Additionally, Rob continued to serve as the Code of Behaviour Commissioner on player behaviour issues for matches played at the WACA Ground where legal expertise has become an essential qualification; and he is the Chair of the Life Members Sub-Committee. This report acknowledges with thanks, Rob O'Connor QC's substantial contributions to the WACA.

### MEDIA

The WACA thanks its Media Partners for their support in cricket coverage.

In print/online, The West Australian's Chief Cricket Writer John Townsend provided excellent insight throughout, including touring the UK for the 2013 Ashes and travelling to Canberra for the Sheffield Shield Final.

The Sunday Times and PerthNow provided quality coverage of the game on a domestic and international level, with grade cricket reporter Sam Pepe's work adding coverage at district level. AAP were also a regular presence at matches held at the WACA Ground and ensured national coverage. Grass roots cricket was well served by the Community Newspaper Group's numerous publications.

In radio, SportFM 91.3's continued coverage of Western Australian cricket at domestic and district level was greatly appreciated, with Colin Minson's team travelling to all parts of the country to follow the Alcohol.Think Again Western Warriors. Fairfax Radio Network's partnership with the WACA included Big Bash League coverage on 882 6PR for the first time and they ensured cricket maintained a healthy on-air presence with regular interviews, along with Southern Cross Austereo who regularly featured players and coaches on MIX94.5 and 92.9. 720 ABC Perth and Local Radio WA provided live international coverage, regular updates at domestic matches and continued to support the game with interviews on the station's weekend programs.

In television, Channel NINE's outstanding coverage of the international season deserved praise and appreciation. Network TEN televised the Big Bash League for the first time and provided outstanding live coverage and excellent support of the Perth Scorchers in news bulletins. ABC TV and Fox Sports were always regular presences at WACA media opportunities and supported the game with their knowledgeable coverage. Channel 7 also provided sound coverage of interstate and international cricket, while the WACA is grateful for GWN7's regional coverage.

### WA CRICKET MEDIA GUILD

Guild President John Townsend, Treasurer Ken Casellas and Secretary Don Marsdon worked tirelessly again for the WA Cricket Media Guild, helping develop the Association's relationship with local, interstate and international cricket media. The WACA is grateful for their effort, all on a voluntary basis.



Chair of the Healthway Board Associate  
Professor Rosanna Capolingua speaks  
at the WACA Season Launch.

## HIGH PERFORMANCE



Justin Langer with Daryl Foster at the newly-opened Daryl Foster OAM High Performance Training Facility.

The High Performance department had a year of consistent progress following a period of significant change in 2012-13.

Alcohol.Think Again Western Warriors and Perth Scorchers Head Coach Justin Langer and Alcohol.Think Again Western Fury Head Coach Steve Jenkin further consolidated their staff and programs following impressive starts in 2012-13. All senior groups recorded positive results on and off the field and under-age squads continued to align their programs throughout the pathway. Our integrated team of Sports Science and Sports Medicine professionals who support all of these programs had an outstanding year with injury rates and fitness levels among the best in the country.

Angie Bain completed her first season with the WACA in her role as Player Development Manager and, together with the players, Justin, Brett Jones (Talent Manager) and Vic Smith (Psychologist), has helped drive positive leadership, culture and personal development change within the Warriors group. Similar work with the Fury and under-age groups is also underway.

The new Competitions area also had an immediate impact in 2013-14. Formed on the eve of the season, the group led by Competitions Manager Alan Johanson provided outstanding service to umpiring, international and interstate matches, male District and female Club cricket, Senior and Junior Country Week and a raft of other matches held throughout the year.

Some minor changes in the Coach and Talent Development functions following the season has also placed the department in an exciting position to be leaders in Australian cricket in these areas. Talent Manager Brett Jones and his staff have already delivered some impressive work leading into the 2014-15 pre-season period with more to come as the year unfolds.

The work of High Performance Coordinator Melissa Heron should also be recognised. As in previous seasons, Mel worked tirelessly to provide first class administrative support to WA teams, players and staff throughout the year.

It is also appropriate to acknowledge the growing relationships with Cricket Australia, clubs and other stakeholders. Positive progress has been evidenced across the board and this provides a great platform for further success in 2014-15 and beyond.

### COACH DEVELOPMENT

The 2013-14 season saw the creation of the WA Coaching Pathway (diagram on page 71). The purpose of this is to provide clear direction for all coaches from parents helping at their child's in2CRICKET centre all the way through to becoming a High Performance Coach. Within this pathway, the focus has also been shifted from solely accreditation to providing continual development opportunities for our WA coaches. These opportunities have come in the form of Community Coaching and High Performance workshops (17 in the metropolitan area) to ensure WA coaches have constant access to new ideas and resources. These initiatives were very well received with an average of 40 coaches and players in attendance at each event.

Twenty-one Community Coaching Courses (Level 1) were held throughout WA from the Kimberley to Esperance. This resulted in 329 newly accredited coaches being on the ground developing our junior players throughout the state. This is a very important step in the WA Coaching Pathway as it allows participants access to the Community Coaching Workshops as well as Cricket Australia online coaching resources.

The WACA Representative Coaching (Level 2) Course was held on 12 and 13 July 2014 at the WACA Ground. Forty-five participants took part in the course which saw presentations from WA cricket legend Justin Langer and internationally renowned coaching legend and former Australian Men's Hockey Coach Ric Charlesworth just weeks after leading his players to victory at the 2014 Hockey World Cup.

Across the 2013-14 summer, Cricket Australia, in conjunction with each state, held Coach Development Forums to discuss the work being conducted on the National Player Pathway project for Australian cricket. Rod Marsh facilitated the forum along with CA Coach Education & Training Manager Matt Betsey. The WA state coaching staff, Pathway Coaches and Senior District Coaches were all in attendance to learn more about the project and provide feedback directly to CA.

Another significant development in 2013-14 was the implementation of the District Club Coaching Grant. This is a two-year pilot program designed to aid District Cricket clubs in creating the best possible training and match day environments for the talented players at their clubs.

## TALENT DEVELOPMENT

The WACA Talent Development team continued to refine the delivery of its talent pathway in 2013-14. Talent Development officers teamed with current District coaches in jointly managing the selected squads as the WACA continues to strengthen its relationship with District cricket.

The CSBP Regional Cricket Officers brought together the state's best regional talent in the Under-15's and U-16's competition and it will be a key focus in the coming season to ensure the regional programs continue to be well supported and integrated in the Talent Pathway.

The introduction of the WACA District Cricket Coaching Grant will strengthen the talent pathway and provide the necessary investment in the next generation of Western Australian cricketers to ensure the state can produce strong performing under-age teams at National Championships and earn selection with the Western Warriors.

The WACA Talent Development team would like to thank both Guildford Grammar School and Scarborough District Cricket Club for its support of the programs and the supply of high quality facilities in 2013-14. These facilities provided great support to the WACA's developing facility at Murdoch University.

## EMERGING WARRIORS PROGRAM SERIES

### EWPP U14'S TERRY ALDERMAN SERIES

17 November 2013, 9 & 23 February 2014

Venue: Murdoch Playing Fields & Abbeatt Park

Winners: Metropolitan North West

Most runs: Charles Russell (Claremont-Nedlands) 211

Most wickets: Keegan Finn (Joondalup) & Samuel Rivers (Fremantle) 6

### EWPP U15'S TOM MOODY CARNIVAL

14-16 January 2014

Venue: Guildford Grammar School

Winners: Metropolitan North West

Most runs: Aaron Hardie (Willetton) 192

Most wickets: Kyle Goldsworthy (Goldfields) 8

### EWPP U16'S WAYNE CLARK CARNIVAL

27-30 January 2014

Venue: Murdoch Playing Fields & Abbeatt Park

Winners: State Schoolboys

Most runs: Aaron Hardie (Willetton) 284

Most wickets: Dylan Banks (Wanneroo) 8

## WA COACHING PATHWAY

### HIGH PERFORMANCE COACH Level 3

### HIGH PERFORMANCE WORKSHOPS

### REPRESENTATIVE COACH Level 2

### SPECIALIST WORKSHOPS

### COMMUNITY COACH Level 1

### INTRODUCTION TO CRICKET ONLINE [coaches.cricket.com.au](http://coaches.cricket.com.au)

### COMMUNITY CRICKET Entry Level Programs (5-8 Year Olds) Schools SEDA

## UMPIRING



Western Australian umpire Mick Martell signals a six during England's tour match against the WA Chairman's XI.

Once again the WACA umpires were called on to support a wide range of the various WACA competitions. Male senior and junior, Female A and B Grade as well as schools utilised WACA umpires, who provided a high level of officiating.

The number of umpires who made themselves available was pleasing, with all matches in all grades of the WADCC Shield having two umpires for most rounds. Based on captain reports, the standard in First and Second Grades was equal to or better than previous seasons.

Twenty-six umpires were used in First Grade, which meant the depth of experience has been increased and pressure will be placed on all in the coming season to be appointed in Round One. Forty-five umpires officiated in Second Grade with many umpires making their debut at this level.

Nathan Johnstone had an outstanding year in club cricket and won the First Grade umpire of the year award.

Ian Lock and Mick Martell again umpired in all Cricket Australia competitions at the representative level. Nathan Johnstone, Dean Trigg and Todd Rann were appointed to the State Panel of umpires. Members of the State Representative Group also umpired in WNCL and WT20 matches, as well as Tour matches involving the England development squad.

The State Representative Group was present at a series of development meetings involving visiting CA umpires and members of the UHPP.

Mick Martell was appointed by the ICC to the International Panel of umpires and stood in international matches as part of the World Cup qualifying tournament.

Unfortunately, after an outstanding career at interstate level, Ian Lock was not offered a new contract with CA. Ian stood in 89 first class matches and many other interstate matches in the Big Bash League and RYOB! One-Day Cup competitions. The WACA recognises the significant contribution Ian has made to umpiring over many years, both on and off the field. Ian always came back to club cricket when available and was a major contributor to the training and development of new umpires.

A highlight for me this season has been to see the development of our only current female umpire. Ashlee Kovalevs committed herself to umpiring female cricket this season and her performances were recognised by gaining a CA scholarship to continue her development and being nominated to attend the female Under-18 interstate carnival in Ballarat. Ashlee performed very well and continues to show commitment, enthusiasm and improvement.

The challenges for the future are the perennial recruitment and retention issues. We always need more umpires and must provide an environment in which umpires are recognised for their efforts. Clubs must be part of the solution and recognise that umpiring is everyone's business and they have a role to play. Volunteers are harder to find in this age and we must draw from our own network. Parents, including mums, junior players and retired players all are part of a pool from which umpires can be sourced.

## OLLY COOLEY MEDAL



Fremantle's Tim Armstrong shows off his Olly Cooley Medal.

Fremantle all-rounder Tim Armstrong was the runaway winner of the 2013-14 Olly Cooley Medal at the WACA Ground's Boundary Room after a sensational summer in the Alcohol.Think Again First Grade District Cricket Competition.

Armstrong was the favourite heading into the evening and was confirmed as the winner by Round 14, triumphing by seven votes. The medal is voted by the umpires on a 3-2-1 basis following each regular season match.

Armstrong finished with 23 votes overall, ahead of Mount Lawley run machine Tom Beaton and 2012-13 winner Craig Simmons in equal second with 16 votes. The Port Boys all-rounder remarkably polled in 11 of a possible 14 matches.

The former Australia Under-19 international was the competition's third top scorer with 779 runs at 51.93, including two centuries, and took 32 wickets at 16.81 during the 2013-14 season.

An emotional Armstrong was lost for words after receiving his medal, but dedicated the honour to Neil 'Noddy' Holder who he said he helped him immensely since his move to Perth from New South Wales.

Armstrong was also named in the 12-man WADCC Team of the Year, which had an even spread of members across nine teams and was captained by 2012-13 Olly Cooley medallist Simmons. Premiers Wanneroo, One Day League champions Subiaco Floreat and Mount Lawley all had two representatives in the side.

The full line-up was as follows: Alex Malcolm (Subiaco Floreat), Robert Richards (Wanneroo), Tom Beaton (Mount Lawley), Christian Smith (Wanneroo), Craig Simmons (c) (Rockingham Mandurah), Timothy Armstrong (Fremantle), Calum How (Subiaco Floreat), Paul Davis (Mount Lawley), James Boyland (Joondalup), Liam O'Connor (Bayswater-Morley), Alex Penter (South Perth), Michael Bailey (Gosnells).

### OLLY COOLEY MEDAL VOTING

1. Tim Armstrong (Fremantle)	23
2. Tom Beaton (Mount Lawley)	16
Craig Simmons (Rockingham-Mandurah)	16
3. James Boyland (Joondalup)	14
Alex Malcolm (Subiaco Floreat)	14
Drew Porter (Melville)	14
4. Paul Davis (Mount Lawley)	12
Alex Penter (South Perth)	12
5. Chris Hansberry (Subiaco Floreat)	11
6. Michael Bailey (Gosnells)	10

### FULL LIST OF AWARDS

- **Senior Coach of the Year:**  
Ian Stanger (Claremont-Nedlands)
- **Allan Mackley Award:**  
Bradley Gartrell (Bayswater-Morley) & Danny Neretlis (Gosnells)
- **Albert Ritchings Medal:** Rohan Quain (Subiaco Floreat)
- **JP Robbins Medal:** Tim David (Claremont-Nedlands)
- **Allan Edwards Trophy:** Michael Bailey (Gosnells)
- **Media Guild Award - Under-17 Player of the Year:**  
Brooke Guest (South Perth)
- **Media Guild Award - Under-19 Player of the Year:**  
Jaron Morgan (Joondalup)
- **Media Guild Award - Rising Star Award:**  
Nicholas Hobson (Claremont-Nedlands)
- **Male Spirit of Cricket Award:**  
Melville
- **Most Improved Pitch Award:**  
Lark Hill 1 (Rockingham-Mandurah)
- **Best Pitch Award:**  
Floreat Park Oval (Subiaco Floreat)
- **Administrator of the Year:**  
Rob Murdoch (Scarborough)

## WADCC DISTRICT CRICKET



Wanneroo Districts Cricket players and coaches rejoice after winning the First Grade Grand Final.

**W**anneroo were crowned 2013-14 Alcohol.Think Again District Cricket Competition First Grade premiers after a thrilling final hour Grand Final win over Claremont-Nedlands at the WACA Ground on Sunday 30 March.

With light fading fast, Jack Cattrall claimed the final wicket with only 25 balls left in the day, to secure Wanneroo their second flag in three years by 58 runs over the Tigers who were favourites heading into the decider.

Claremont-Nedlands, as minor premiers, knew a draw would be enough to claim their first top flight flag in eight years, but Matt Kelly was clean bowled by a Cattrall yorker at the death to end their hopes.

The Roos went into the final session needing five wickets for victory, but looked set to fall short until Player of the Match Jake Whiteaker was trapped LBW by Cattrall for a fighting 116 with approximately an hour to go.

From there, Cattrall combined with skipper Chris Quelch to take 4/28 in a thrilling final hour with the light quickly becoming an issue.

Cattrall finished with 5/70, while Quelch took 4/54 including the key wickets of experienced duo Travis Birt and Wes Robinson with the latter dismissed by a brilliant one-handed Christian Smith catch.

"This premiership trumps the one we won two years ago," Quelch said. "We have kept on winning and winning as a team.

"This Grand Final win we won as a team, we all did our bit and that's what makes it so good."

Earlier, the Roos had declared at 8/328 after little over half an hour of aggressive batting on the second day's play, following rain on day one.

All of Wanneroo's batting line-up contributed to their score, led by Robbie Richards (61) and Smith (58), as well as WA's John Rogers (41) on day one.

Claremont-Nedlands appeared steady in reply, but Quelch got the key breakthrough, bowling Travis Birt for 43 to end the 72-run opening stand with Whiteaker, and Steve Eskinazi fell for a duck to Cattrall shortly after.

Wickets fell in pairs again when Gary Atkinson got rid of Nick Hobson, with Daniel Turkich following him back to the pavilion for a duck.

Whiteaker carried on with his determined knock, but lost partners around him until Robinson came to the crease. The pair put on a 50-run partnership before Whiteaker had a scare, surviving a big shout for caught behind. Next ball, though, Whiteaker was given out LBW to Cattrall.

From there, Cattrall and Quelch stormed home to finish the job in dramatic scenes.

Claremont-Nedlands' disappointment was made worse, given they had lost the Direct Trades Supply Statewide T20 Grand Final to Melville earlier in the month.

Melville made it back-to-back T20 titles at the WACA Ground, following a Player of the Match knock from Englishman Ben Brown who plundered 96 off 51 balls to help the Storm to an imposing 6/175.

In reply, Nick Hobson fought hard for the Tigers, posting a quickfire 46, but spinner Ryan James produced an inspired spell to decimate the Claremont-Nedlands batting line-up.

James finished with the remarkable figures of 5/17 from his four overs and was unlucky to miss out on the Player of the Match award, which Brown admitted afterwards he'd share with his team-mate.

Subiaco Floreat won the One Day League title with a five-wicket triumph over Willetton in the decider at the WACA Ground on Sunday 9 March.

In-form opening batsman Alex Malcolm guided the Lions to victory, with a sensational 112\* off 133 balls. Malcolm's knock helped Subiaco Floreat chase down Willetton's score of 8/187, with more than six overs to spare.

Willetton captain Kris Elliot was the anchor for his side, posting 90\*, but good spells from Ashley Blake (3/38) and James Sansalone (3/45) ensured the target was always achievable.

Malcolm's Player of the Match award capped a stellar season, where he also finished as the First Grade leading run scorer. South Perth's Alex Penther was the First Grade leading wicket-taker with 50 dismissals.

Claremont-Nedlands did claim the Club Championship award, with club president Mike Snell presented with the honour at the Olly Cooley Medal Night, where Fremantle all-rounder Tim Armstrong claimed the top gong after an outstanding season.

In the lower grades, minor premiers Willetton defeated Claremont-Nedlands in the Second Grade Final, led by Shayne Wornes (92) and Blake Hall (5/36).

Claremont-Nedlands claimed a premiership in the Third Grade, beating Perth by five wickets, while the Demons took out the Fourth Grade flag with a 162-run win over Joondalup.

The Tigers also took out the Colts One Day League, led by Joel Paris (5/26) and Hobson (95) who guided them to an eight-wicket win over Joondalup in the decider.

South Perth took out the Under-17 WADCC Shield and Joondalup won the U-15 Watkins Shield, both defeating Rockingham-Mandurah sides in the Grand Final. Midland-Guildford knocked off Subiaco Floreat to win the U-14 McKenzie Shield and Joondalup edged out Scarborough for the U-13 Inverarity Shield.

SportFM 91.3 produced another season of wonderful District cricket coverage, including live commentary of the First Grade, One Day League and Statewide T20 Grand Finals. Colin Minson and his SportFM team provided engaging and insightful coverage each Saturday with regular updates from around the grounds and interviews with players, coaches and officials for the benefit of the cricket community. SportFM pair Ben Cameron and David Clear was rewarded for their efforts, presented with the Best Emerging Talent and Best Grassroots Story awards respectively at the Laurie Sawle Medal Night.

Print and online media also provided good support, with Sam Pepe's weekly District reports in The Sunday Times along with The West Australian's coverage, which included fixture listings, scorecards, results and stories such as John Townsend's article on Malcolm's push for WA selection ahead of the Bupa Sheffield Shield Final.

The District clubs would also like to acknowledge the support of the Community Newspaper Group for regularly promoting local cricket and club activities in their publications.

The WACA is also very grateful for the support from sponsors of grade cricket – Healthway, Kookaburra, Direct Trades Supply, Lord's Taverners WA and the Sullivan Family.

The WACA also wishes to pay tribute to the efforts of all the volunteers who have served on the WADCC committees, led by Brendan Reid, Ranjith Weddikkara and Mark Calverley and the WADCC Management Committee. Club Presidents, Secretaries and committees are also thanked for their tireless efforts and commitment, along with the umpires and the many volunteers who give up their time to ensure club cricket takes place every weekend.



Subiaco Floreat Cricket Club celebrate winning the One Day League.

## WADCC PREMIERSHIP TABLES

FIRST GRADE		SECOND GRADE		THIRD GRADE		FOURTH GRADE	
Claremont-Nedlands	110	Willetton	105	Claremont-Nedlands	100	Wanneroo	130
Wanneroo	100	Bayswater-Morley	105	Willetton	95	Bayswater-Morley	115
Subiaco Floreat	100	Claremont-Nedlands	100	Perth CC	95	Perth CC	105
Willetton	100	Subiaco Floreat	100	Mount Lawley	95	South Perth	100
Melville	95	Fremantle	90	Joondalup	90	Joondalup	95
Joondalup	93.5	South Perth	90	Melville	90	Claremont-Nedlands	90
Fremantle	80	Perth CC	90	Wanneroo	90	Fremantle	90
Mount Lawley	70	Joondalup	85	South Perth	80	Mount Lawley	70
South Perth	65	Wanneroo	80	Rockingham-Mandurah	80	Gosnells	60
Scarborough	60	Scarborough	80	University	70	University	60
Rockingham-Mandurah	60	Midland-Guildford	50	Midland-Guildford	50	Rockingham-Mandurah	55
University	50	Melville	50	Fremantle	50	Melville	45
Bayswater-Morley	45	Mount Lawley	50	Gosnells	40	Midland-Guildford	45
Gosnells	40	Gosnells	30	Scarborough	40	Willetton	30
Midland-Guildford	35	University	30	Subiaco Floreat	30	Subiaco Floreat	25
Perth	20	Rockingham-Mandurah	20	Bayswater-Morley	30	Scarborough	20

### ELIMINATION FINALS

Elimination finals were scheduled under the following format: 1st v 6th, 2nd v 5th and 3rd v 4th

### SEMI-FINALS

Semi-finals were scheduled under the following rankings based on the ladder at the end of the home-and-away season: 1st v 4th and 2nd v 3rd

### FINALS

	Winner	Runner-up
First	Wanneroo	Claremont-Nedlands
Second	Willetton	Claremont-Nedlands
Third	Claremont-Nedlands	Perth
Fourth	Perth	Joondalup

### CLUB CHAMPIONSHIP

The winner of the Club Championship is decided on points earned in qualifying rounds with match points being multiplied as follows:

First Grade	x 6
Second Grade	x 4
Third Grade	x 3
Fourth Grade	x 2

Claremont-Nedlands won the Club Championship in season 2013-14. All four of the Tigers' Grade sides made the finals. Claremont-Nedlands' First and Second Grade sides were both runners-up, while their Third Grade outfit were premiers.

### KEVIN SULLIVAN SILVER CUP


The Kevin Sullivan Silver Cup is awarded to the First Grade minor premiers. Claremont-Nedlands was the winner of the Kevin Sullivan Silver Cup for 2013-14.

### WACA COLTS FINAL

Played on 9 February 2014 at Breckler Park.

Joondalup 182 (46.2) (Hinchliffe 42, Inglis 37; Paris 5/26, Mackay 2/27) def by Claremont-Nedlands 2/186 (36.5) (Hobson 95, Carr 55; Montgomery 1/31, J. Zsilinszky 1/37)

Claremont-Nedlands won by eight wickets.



WACA General Manager - High Performance - Ben Oliver presents Claremont-Nedlands president Mike Snell with the Club Championship.

In accordance with the rules of the WA District Club Cricket Council, full details are given in the statistical section of *The Western Cricketer* of the performance of all players who batted not less than eight times and scored at least 200 runs at an average of not less than 25, and every bowler who took 25 or more wickets during the season. Performances in finals games are included in calculating these averages.

The Under-17 and Under-15 competitions are also included in the published averages, however the qualifications for these grades are a minimum of five innings, 200 runs and an average of 20 for batsmen, and a minimum of 15 wickets for bowlers.

### BATTING

Grade	Name	Club	Inn	NO	HS	Runs	Ave
1st	T Birt	Claremont-Nedlands	9	3	110*	439	73.17
2nd	J Whiteaker	Claremont-Nedlands	8	4	242	662	165.50
3rd	L Thomas	Perth	11	3	88	433	54.13
4th	D Neretlis	Claremont-Nedlands	11	1	105	577	57.70
U17	J Lewis	Bayswater-Morley	5	2	111*	271	90.33
U15	A Hardie	Willetton	6	2	120	502	125.50

### BOWLING

Grade	Name	Club	Overs	M	Runs	Wkts	Ave
1st	D Porter	Melville	217	75	487	39	12.49
2nd	B Hall	Willetton	131.4	49	264	26	10.15
3rd	C Lamatoa	Melville	111.3	34	294	26	11.31
4th	S Kenny	Joondalup	205.4	48	546	51	10.71
U17	B Coad	Bayswater-Morley	57.4	14	129	16	8.06
U15	R Anderson	Fremantle	42.2	9	101	16	6.31

### Highest Aggregates

The batsmen who scored the most runs and the bowlers who took the most wickets in each grade were:

#### BATTING

Grade	Name	Club	Runs
1st	A Malcolm	Subiaco Floreat	929
2nd	J Whiteaker	Claremont-Nedlands	662
3rd	F Hay	Melville	538
4th	B Gartrell	Bayswater-Morley	577
	D Neretlis	Gosnells	577
U17	J O'Brien	Joondalup	751
U15	L Johns	Joondalup	531

#### BOWLING

Grade	Name	Club	Wkts
1st	A Penter	South Perth	50
2nd	T Leaver	Scarborough	39
3rd	J Iannello	Claremont-Nedlands	36
4th	S Kenny	Joondalup	51
U17	D Christie	Joondalup	30
U15	Z Turner	Joondalup	33

### Grade Finals

#### SECOND GRADE

Willetton 204 (Wornes 92, Chalker 30; Carter 4/72, Donaldson 2/40) & 2/37 (Wornes 20; McKenzie 2/6) def Claremont-Nedlands 114 (Carr 39, Swan 20; Hall 5/36, Pradeeptha 2/20) Willetton won by 90 runs

#### THIRD GRADE

Perth 227 (Chabros 80, Thomas 53; Riddle 4/30, Barr 3/41) def by Claremont-Nedlands 5/228 (Inglis 54, Beeck 49; Guthrie 1/25, Hill 1/43)

Claremont-Nedlands won by five wickets

#### FOURTH GRADE

Perth 303 (Munson 64, Khedkar 50) def Joondalup 141 (Sali 3/35, Walker 3/36)

Perth won by 162 runs

### Direct Trades Supply Statewide T20 Cup Final

Played on 2 March 2014 at the WACA Ground.

Melville 6/175 (Brown 96, Clarke 37no; Macdonald 2/36, Turkich 1/24) def Claremont-Nedlands 9/135 (Hobson 46, Allenby 21; James 5/17, Keyt 3/24)

Player of the Match: Ben Brown (Melville)

## WACA DISTRICT FIRST GRADE FINAL CLAREMONT-NEDLANDS v WANNEROO

Played at the WACA Ground, 29-30 March 2014  
Umpires: Ian Lock and Nathan Johnstone  
Result: Wanneroo won by 58 runs  
Kookaburra Player of the Match: Jake Whiteaker (CN)

### WANNEROO BATTING

A Brunner	c Eskinazi b Roberts	23
R Richards	c Roberts b Morton	61
J Rogers	lbw b Turkich	41
J Fawcett	c Eskinazi b Roberts	33
C Smith	lbw b Turkich	58
J Charles	c & b Turkich	39
K Millar	run out (Turkich)	38
J Cattrall	c Turkich b Morton	11
C Quelch	not out	20
G Atkinson	did not bat	
M Dzodzoz	did not bat	
EXTRAS:		4

**TOTAL:** 8 for 328 dec

**FOW:** 55, 112, 138, 188, 241, 272, 290, 328

### CLAREMONT-NEDLANDS BOWLING

	O	M	R	W	O	M	R	W
M Kelly	16	1	72	0				
T Macdonald	11.4	1	37	0				
J Roberts	13.5	2	49	2				
W Robinson	2.5	0	4	0				
N Hobson	1.2	1	9	0				
H Morton	16	1	81	2				
D Turkich	23	7	70	3				
J Whiteaker	1	0	4	0				

### CLAREMONT-NEDLANDS BATTING

T Birt	b Quelch	43
J Whiteaker	lbw b Cattrall	116
S Eskinazi	c Fawcett b Cattrall	0
N Hobson	c Fawcett b Atkinson	22
D Turkich	c Charles b Cattrall	0
C Brabazon	c Charles b Cattrall	26
H Morton	c Smith b Quelch	4
W Robinson	c Smith b Quelch	42
J Roberts	c Millar b Quelch	6
M Kelly	b Cattrall	4
T Macdonald	not out	3
EXTRAS:		4

**TOTAL:** 270

**FOW:** 72, 73, 105, 106, 174, 192, 242, 249, 263, 270

### WANNEROO BOWLING

	O	M	R	W	O	M	R	W
C Quelch	24	8	54	4				
M Dzodzoz	14	3	36	0				
J Cattrall	26.5	7	70	5				
G Atkinson	20	7	66	1				
K Millar	9	2	35	0				
J Charles	2	0	7	0				

## ONE-DAY LEAGUE FINAL WILLETTON v SUBIACO-FLOREAT

WACA Ground, 9 March 2014  
Umpires: Nathan Johnstone and Ian Lock  
Result: Subiaco Floreat won by five wickets  
Player of the Match: Alex Malcolm (SF)

### WILLETTON BATTING

R Ward	c How b Blake	11
K Elliot	not out	90
M Johnston	lbw b Blake	0
J Godfrey	b Sansalone	9
R O'Connell	c Murphy b Lilly	45
M Maguire	b Blake	0
B Silvey	c How b Lilly	10
A Smith	c C Hansberry b Sansalone	3
A McCall	c Murphy b Sansalone	3
C Lagana	not out	4
S Mackin	did not bat	
EXTRAS:		12

**TOTAL:** 8 for 187

**FOW:** 21, 21, 42, 123, 126, 142, 148, 157

### SUBIACO-FLOREAT BOWLING

	O	M	R	W
G Stockden	10	1	24	0
A Blake	10	3	38	3
J Sansalone	10	0	45	3
C Hansberry	10	1	27	0
T Monteleone	5	0	20	0
A Lilly	5	0	28	2

### SUBIACO-FLOREAT BATTING

A Malcolm	not out	112
A Murphy	run out (Maguire)	0
A Lilly	c Smith b Mackin	21
C How	c Smith b O'Connell	15
C Hansberry	c Smith b Lagana	1
T Monteleone	c McCall b O'Connell	11
S Collins	not out	21
A Holder	did not bat	
J Sansalone	did not bat	
A Blake	did not bat	
G Stockden	did not bat	
EXTRAS:		7

**TOTAL:** 5 for 188

**FOW:** 0, 43, 83, 90, 125

### WILLETTON BOWLING

	O	M	R	W
S Mackin	9.1	4	43	1
M Johnston	4	1	21	0
A McCall	6.3	2	23	0
C Lagana	7	0	28	1
R O'Connell	9	1	40	2
B Silvey	8	0	33	0

## JOHN INVERARITY SHIELD (UNDER 13)

**Final:** Played at Lilac Hill on 16 March 2014  
Scarborough 5/86 (McPhee 33; Finn 2/12) def by Joondalup 7/87 (Hindmarsh 22no; McPhee 3/7)

### Joondalup team for the final

Scott Gerrans (captain), Keegan Finn, Cayden Baker, Lachie Bonolo, Jack Wasley, Tyron Hindmarsh, Liam Martin, Louis Lawrence, Matthew Shyne, Connor Hinchliffe, Cameron Demiris, Elliot Morris, Dylan Rasheed

### 2013-14 Premiership Tables

**North Division:** Joondalup 71, Scarborough 69, Mount Lawley 69, Wanneroo 69, Centurions 56, Midland-Guildford 48, Bayswater-Morley 27, Subiaco Floreat 14

**South Division:** Willetton 75, Claremont-Nedlands 64, Perth 62, Fremantle 49, South Perth 49, Melville 48, Rockingham-Mandurah 48, Gosnells 38

## GRAHAM MCKENZIE SHIELD (UNDER 14)

**Final:** Played at Lilac Hill on 16 March 2014  
Midland-Guildford 5/163 (Russo 60; Bartley 2/33) def Subiaco Floreat 9/155 (Morgan 63; Curtis 4/14)

### Midland-Guildford team for the final

Joshua Harris (captain), Tom Alderson, Ryan Daye, Jack Toohey, Joel Curtis, Matthew Russo, Casey Vandersluys, Benjamin Gianatti, Denholm Melrose, Sam Orme, Lee Griffiths, Alex Jose, Joshua Walsh, Daniel Thomas

### 2013-14 Premiership Tables

**North Division:** Midland-Guildford 92, Subiaco Floreat 84, Wanneroo 61, Mount Lawley 60, Centurions 49, Joondalup 40, Scarborough 40, Bayswater-Morley 15

**South Division:** Melville 94, Willetton 84, Rockingham-Mandurah 74, Claremont-Nedlands 63, Fremantle 49, Gosnells 38, Perth 27, South Perth 18

## JIM WATKINS SHIELD (UNDER 15)

**Final:** Played at Murdoch University Sports Ground on 29 March 2014  
Rockingham-Mandurah 9/182 (Steele 39; Turner 3/27) def by Joondalup 4/157 (Johns 46; Moody 2/22) (won on washout)

### Joondalup team for the final

Ewan Crawley (captain), Lachlan Johns, Harrison Blake, Connor Smith, Jake Demiris, Oliver Kidd, John Ackermann, Jesse Goldsworthy, Kieran Langridge, Lachlan Sherriffs, Zac Turner, Cassiel Weeramanthri, Keelan Thompson

### 2013-14 Premiership Tables

Joondalup 160.01, Rockingham-Mandurah 152.38, Perth 147.60, Fremantle 139.81, Centurions 136.90, Wanneroo 136.42, Midland-Guildford 135.84, Claremont-Nedlands 134.17, Subiaco Floreat 131.10, Willetton 117.47, Melville 109.28, Mount Lawley 78.52, South Perth 78.06, Scarborough 76.69, Bayswater-Morley 48.91, Gosnells 44.50

## WADCC SHIELD (UNDER 17)

**Final:** Played at Murdoch University Sports Ground on 29 March 2014

Rockingham-Mandurah 79 (Pratt 20; Johnson 5/21) def by South Perth 4/81 (Jacobs 41; France 2/16)

### South Perth team for the final

Brandon Guest (captain), Jaymes Lunn, Jacob Spurr, Brandon Jacobs, Andrew Korol, Nathan Keoh, Alex Bevilaqua, Ashley Murphy, Liam Johnson, Noah Le Tessier, Mitchell Grew, James Wallace

### 2013-14 Premiership Tables

Joondalup 163.14, Gosnells 157.56, Bayswater-Morley 156.43, South Perth 146.93, Rockingham-Mandurah 145.83, Centurions 135.22, Willetton 133.27, Wanneroo 124.31, Fremantle 121.14, Melville 119.87, Midland-Guildford 95.05, Subiaco Floreat 94.38, Mount Lawley 74.82, Scarborough 72.38, Claremont-Nedlands 60.36, Perth 59.68

## JUNIOR DISTRICT AWARDS

### Under 15

Batting Aggregate:

Lachlan Johns (Joondalup) 531 runs @ 33.19

Batting Average:

Aaron Hardie (Willetton) 502 runs @ 125.5

Bowling Aggregate:

Zac Turner (Joondalup) 33 wickets @ 9.67

Bowling Average:

Reece Anderson (Fremantle) 16 wickets @ 6.31

### Under 17

Batting Aggregate:

Jay O'Brien (Joondalup) 751 runs @ 53.64

Batting Average:

Jake Lewis (Bayswater-Morley) 271 runs @ 90.33

Bowling Aggregate:

Duncan Christie (Joondalup) 30 wickets @ 10.90

Bowling Average:

Blakey Coad (Bayswater-Morley) 16 wickets @ 8.06

## DANAE CORSER PLAYER OF THE YEAR AWARDS

The WACA wishes to extend its sincere thanks to Mrs Danae Corser for her continued sponsorship of the Player of the Year awards in the four WACA junior grades. Each winner receives a cash prize and a sporting goods voucher. This season's winners were:

**Under 13:** Jesse Messere (Perth)

**Under 14:** Isaac Townsend (Willetton)

**Under 15:** Aaron Hardie (Willetton)

**Under 17:** Jay O'Brien (Joondalup)

## GAME DEVELOPMENT



New Perth Scorchers mascot Blaze with some keen young cricketers at a Fletcher Park clinic.

Cricket in Western Australia enjoyed a watershed year with Census participation figures showing record levels following on from the success of the Perth Scorchers and Australian team in the Commonwealth Bank Ashes Series.

The National Cricket Census showed record growth in participation numbers in WA leading to ground-breaking aggregate figures in the 2013-14 season.

During 2013-14, overall participation numbers at all levels across the state increased by a remarkable 41.8 per cent, moving from 84,857 to a record 124,252, up almost 40,000.

It was representative of the hard work of all of those delivering cricket in the state, the WACA staff, the club and community volunteers and Cricket Ambassadors. The figures are a significant positive for the WACA which aims to be the leader in Australian cricket.

The participation growth is underpinned by a significant increase in school and extended skills programs, along with positive developments in female participation (up 44.2 per cent at entry-level) and club cricket (5.2 per cent increase).

The WACA exceeded its target of 106,000 participants at the end of this season and almost reached its target of 125,000 which was set for the end of the 2014-15 season.

Incentivised School Cricket Ambassador programs, the expansion of MILO T20 Blast to new age groups and more intra-school carnivals all played their part in the strong increase of Entry Level participants, up 124.4 per cent or 52,424.

MILO T20 Blast participation in WA, which replaced Under-Eight and Under-Nine competitions in the junior community

player pathway in 2013-14 for youngsters graduating from in2CRICKET, is the highest in the country. The partnership between the Community Junior Cricket Council and the WACA has been crucial in the success of this program.

The continued growth of female participation has been a major boost, with 29 teams fielded in the Under-15 Girls competitions which didn't exist two years ago. Traditional club cricket enjoyed a positive upturn for the first time in four years, increasing by 5.3 per cent, particularly in metropolitan areas in junior and senior cricket.

New markets have also been reached with diversity and multicultural programs being well received, while there's been a concerted effort to improve coach development to strengthen player retention levels.

### VOLUNTEERS

Andrew Vallance was awarded the Toyota Regional Volunteer of the Year Award for his services to Indigenous cricket development in Northam.

Country Cricket Board chairman Peter Silinger, WACA Formats and Volunteer Coordinator Alan Singer, along with Joanne Lee from Northam Toyota presented the award during the Northam Cricket Association wind-up.

He was presented with a shield, a signed bat by the Australian team, \$500 from Northam Toyota and tickets to a Perth Scorchers match with accommodation for him and his wife Kerry.

Vallance was unanimously voted for the award due to his eight years coordinating, coaching and administering the

AvonWest Cricket Academy that has seen hundreds of junior cricketers go through the Northam Junior Cricket Association.

The top five Regional winners in 2013-14 were Phil Hayman (Port Hedland), Frances Archer (Broome), Alan Faithful (Carnarvon), Wayne Martin (Esperance) and Anthony Lennox (Kalgoorlie).

Country Cricket Manager Steve Philippe was in attendance at the Toodyay Cricket Club end-of-season function to present club stalwart John Lucas with their awards for the Regional Cricket Club of the Year. Toodyay edged out a number of fantastic regional clubs for the top award.

## AFFILIATES

### CRICKETWEST

CricketWest is the name given to the body which represents the five primary senior community cricket bodies in the Perth metropolitan area.

The Affiliate Associations are:

- Perth Cricket Association
- WA Suburban Turf Cricket Association
- South Metropolitan Cricket Association
- Swan & Helena Districts Cricket Association
- North Suburban Community Cricket Association

The main objective of CricketWest is to encourage and foster the game of cricket in every way possible. Its role is to promote and control competition between the Metropolitan Cricket Associations outside of the WACA District competition, to control and manage all teams representing CricketWest, and to provide facilities for the competitions within its power.

The competitions moved away from 50-over cricket last summer and the T20 format has proven a massive hit with all clubs and associations.

- The South Metropolitan Cricket Association were winners of the seniors competitions
- North Suburban Community Cricket Association were the colts winners
- Perth Cricket Association were the winners of the veteran's competition.

### COMMUNITY JUNIOR CRICKET COUNCIL

The Community Junior Cricket Council (CJCC) manages junior community cricket in Perth. It's run by its member bodies, that being the six Junior Associations in Perth.

The CJCC continues to ensure that its junior participants are exposed to the highest standards of progression and the development of its players, guaranteed participation, safety and enjoyment.

In February 2014 the WACA Junior Awards evening was hosted by the CJCC with approximately 150 people attending at the WACA's Boundary Room. Bicton Junior Cricket Club took out the Len Pavy Award for Club of the Year, while the evening celebrated the community cricket season and recognised some of the fantastic volunteers, teachers and clubs.

Junior cricketers who had represented their club from the "have a go" days through to finishing U-17's cricket were awarded a medallion of service to community cricket. A total of 51 were awarded on the night to a standing ovation.

There were many awards given out on the night:

- South Perth JCC and Warwick/Greenwood JCC won the CJCC Spirit of Cricket awards for south and north respectively.
- Rod McKenzie from Sorrento/Duncraig was awarded the in2CRICKET Coordinator of the Year, while Armadale Cricket Club's Warren Francis won the Community Coach of the Year.
- Nuria Ushoroff (AIC) and Cliff Taylor (Success PS) won the School Ambassadors of the Year awards.

### ALCOHOL.THINK AGAIN T20 COMMUNITY CUP

T20 Community Cup Final for players in the U-17's age group was played at the WACA Ground between Warwick-Greenwood and Shoalwater on 2 March. The six association-based finalists that made it to the semi-finals at Murdoch University were Glen Forrest, Gosnells, Ballajura, Cockburn and the eventual grand finalists. In 2014-15, the T20 format will look to grow into the U-15 competitions giving players the opportunity to play the shorter format midweek and also play against other players from neighbouring associations.

## COMMUNITY

### INDOOR CRICKET

The WACA hosted a presentation evening for the first time in conjunction with Indoor Sports WA prior to the Junior Indoor championships in South Australia. All junior players representing the state were presented with uniforms on the night and the coaches of the teams had the opportunity to address the audience. Alcohol.Think Again Western Warriors players Ryan Duffield and Andrew Tye were on hand to present uniforms.

The championships were a great success for WA teams, with the U-17s and U-20s winning titles, while the U-15s were runners-up. Prior to the championships, trials were held in the South West parts of regional WA for the first time.

Junior Indoor cricket programs were delivered in the majority of Indoor centres around the state with the first-ever T20 Blast / in2CRICKET program delivered at Bouncers Indoor Cricket Centre in Joondalup. Indoor Cricket participation increased for the first time in a number of years and the WACA continues to consider indoor cricket the fourth format of cricket and are looking to grow the numbers again in 2014-15.

### AVONWEST CRICKET ACADEMY

The AvonWest Cricket Academy had another successful year on and off the field. The program, which is a holistic program aimed at getting Indigenous youngsters healthy and active through cricket, produced two junior teams and one senior team that competed in the local competition. The U-13s won the Premiership for the third consecutive year.

### STREET CRICKET

The 2013-14 season saw Street Cricket launched as a Youth Outreach Program at three sites across WA. The program aims to partner with Local Service Providers to make cricket accessible to people who may not necessarily have access to mainstream participation pathways. Partnering with Nyooongar Sports, Avon Youth, Fremantle PCYC and the City of Wanneroo, cricket was delivered as a diversionary activity in a fast and exciting format.

## COMMUNITY ENGAGEMENT

For cricket to achieve its goal of becoming Australia's favourite sport, it must welcome its diverse community. The WACA embraces this philosophy and supports a number of programs aimed at engaging Indigenous people, people that are culturally and linguistically diverse and people of all ability levels.

### WAACC

The WACA works hand in hand with the WA Aboriginal Cricket Council (WAACC) to deliver cricket at all levels, from grass roots to elite, for Indigenous people. All programs are supported and assisted through funding by the Lord's Taverners and the Department of Sport and Recreation.

### IMPARJA CUP

Thanks to the support of Healthway and Lord's Taverners, WA had another successful year at the 2014 Imparja Cup with men's and women's teams competing in the State and Territory Division. The men's team won the competition for the second time, chasing down New South Wales' total in the Final with one ball to spare.

The women's team were unlucky not to get their first ever win, but displayed fantastic attitude and spirit throughout the week and their performances improved with each game.

Kirsty Morrison and Emily Bowden became the first ever female WA players to be selected in the All-Stars Team of the Tournament. The men were also well represented in the Black Caps squad with Yagan Walley, Aaron Muir, Dane Ugle and Michael Bailey all selected. Bailey was selected as captain of the Black Caps.

Bailey was also recognised nationally by winning the Lord's Taverners Indigenous Cricketer of the Year Award. He also picked up the WADCC Young Player of the Year as well as a host of awards for his club Gosnells District Cricket Club.

Four WA players were selected in the National Indigenous Development Squad. Imparja Cup stars Bailey and Bevan Bennell were selected along with Gosnells players Alistair Bivens and D'Arcy Short. Samara Williams had her hard work and good season rewarded by being selected for a Cricket Australia Indigenous Scholarship.

### COUNTRY REPRESENTATIVE TEAMS

The WAACC fielded sides in the Junior and Senior Country Week competitions. The junior boys performed well, finishing third overall and Danial Sudden and Nicky Taylor were joint winners of the Gerard "Warky" Ugle Trophy.

The Senior XI returned to A Division and were competitive, although only managing one win. One shining light was the form of Dane Ugle, who was selected in the All-Stars Team. The spirit and attitude of the team was recognised, winning the Fair Play Award.

A record number of Indigenous girls took part in the 2014 Girls Country Cricket Carnival. Ten Indigenous players were involved in the tournament, with Mid West representatives Breanna Bonney and Allee Bartlett selected in the All-Stars Team.

## SCHOOL BASED PROGRAMS

### CLONTARF

The WACA partnered with the Clontarf School in Waterford to deliver cricket. This led to the girls forming a team and competing in the Perth U-15's term four and term one competition. The team performed exceptionally well with a number of talented players discovered.

### CLONTARF ACADEMIES

The 2013-14 summer saw the pilot of a partnership between Cricket Australia and Clontarf Academies across WA's North West and parts of the Northern Territory. All students in Clontarf Academies participated in an eight-week cricket program in their school which culminated in the WA academies having a beach cricket carnival on Cable Beach in Broome. The pilot was deemed a success and will be expanded to all Clontarf Academies in Australia for the 2014-15 season.

### ALL ABILITIES CRICKET

The WACA once again partnered with Special Olympics WA to deliver programs in schools with Education Support Centres. Students were treated to a Cricket Super Clinic, delivered by SEDA students.

Cricket Champs, a community-based program run at local cricket clubs, had another successful season. The program runs alongside mainstream club activities like in2CRICKET, but is adapted to meet the requirements of kids of all abilities.

The WACA also supported Inclusion WA in delivering cricket to the Catholic College network through a variety of come-and-try events.

### CALD CRICKET

Throughout 2013-14 the WACA continued its pursuit of making cricket a sport for all by engaging people from Culturally and Linguistically Diverse backgrounds.

The cornerstone of this effort is engaging students at Intensive English Centres in both primary and secondary schools. This program saw over 500 kids, newly arrived to Australia, involved in an Extended Skills Program before being involved in Cricket Carnivals. The inaugural IEC Inter-School Cricket Carnival was taken out by Aranmore Catholic College in term four.

The WACA continued its partnership with the Ed Rice Centre in Mirrabooka which saw cricket being offered as the primary activity of the Local Parks Program in Dryandra. The South-East Region continued its strong relationship with the local Islamic Colleges with three schools in the region running Extended Skills Programs and participating in an inter school carnival.

### OTHER PROGRAMS

#### WACA CORPORATE CRICKET COMPETITION

Throughout November and December 2013, 36 Perth businesses competed in the Corporate Cricket Competition. Held at Langley Park, teams enjoyed some of Perth's best scenery while battling it out for corporate supremacy. The games are Super 8s format and each team is required to have at least two female players. Players of all skill levels took part, enjoying the social atmosphere. The finals were held on the WACA Ground with Galvin Rheemers taking home the title.

## WACA SCHOOL HOLIDAY PROGRAMS

The WACA offered School Holiday Programs at the WACA Ground in the October, January and April School Holidays. The programs are aimed at filling the gap in the cricket calendar by offering young cricketers of all ability levels the chance to run around on the WACA Ground and facilities, playing fun games of MILO T20 Blast while also receiving tips from WACA accredited coaches, players and staff.

### ENTRY LEVEL PROGRAMS



Cricket Australia and the WACA deliver a variety of Entry Level Programs focused at targeting five to 12-year-old boys and girls, inspiring them to become the next generation of participants and fans and making cricket Australia's favourite sport.

Our delivery of Entry Level is made up of the following programs:

- MILO in2CRICKET program & Boy Free Zones (BFZ)
- MILO in2CRICKET Skills Programs (in-school 4+ week cricket lessons)
- MILO T20 Blast School Cups (school carnivals)
- MILO T20 Blast program
- Active After-school Communities (AASC) programs

The 2013-14 season saw a registration boom in MILO T20 Blast. Across the state 1643 participants joined the program, with Western Australia leading the country in registrations for this program. Through the Community Junior Cricket Council the Perth metropolitan pathway for seven and eight-year-old boys was initiated with 1100 registrations. A further 543 participants in regional areas joined, helping bridge the gap between in2CRICKET and U-10's. MILO T20 Blast is a modified format of the traditional game and is fully inclusive, ensuring every participant gets an equal bat, bowl and chance at fielding.

With the MILO T20 Blast program entering the seven and eight-year-old space there was a slight decrease of 158 in2CRICKET participants. With 3993 registrations the program still holds a strong position in the pathway for junior cricket and growth is expected in the coming season.

## MILO in2CRICKET & T20 BLAST PROGRAM

### HIGHLIGHTS:

- Leading the country in MILO T20 Blast registrations
- 110 participants took part in the Next Generation on field activations at the Scorchers BBL matches
- All Perth MILO T20 Blast participants were given the opportunity to play on the WACA Ground in a season finale
- 600 participants took part in the on-ground entertainment across the ODIs and WACA Test Match
- 24 children won the opportunity to stand in front of the Australian and English Test Teams in the Anthem Ceremony prior to the start of play on day one of the WACA Test Match
- George Bailey, David Warner and James Faulkner addressed a group of 50 school cricket participants during an Australian Test squad training session at the WACA Ground

## MILO T20 BLAST SCHOOL CUPS

The MILO T20 Blast School Cups are one-day carnivals where clusters of local primary schools get together to participate in modified games of action-packed cricket. Teams consist of six or eight children and games last for approximately 45 minutes. Each participant has the opportunity to bat, bowl, field and keep wickets as well as playing against other schools in a round-robin format. The carnivals are designed for maximum participation and enjoyment of the participants.

There was a 31 per cent increase in MILO T20 Blast School Cup participation in season 2013-14 with over 19,000 children participating in this rapidly growing format.

## MILO in2CRICKET SKILLS PROGRAM

With the vision of being Australia's favourite sport, the WACA realises that for many young Western Australians their first experience of playing and/or learning about cricket is in the school environment.

Building on the back-to-back Ashes series, the MILO in2CRICKET Skills Program experienced unprecedented growth through the MILO in2CRICKET School Ambassador program. Numbers jumped from 14,000 to 42,000 providing a strong framework for club growth in the 2014-15 season.

## MILO in2CRICKET SCHOOL AMBASSADOR PROGRAM

The MILO in2CRICKET School Ambassador Program aims to identify and recognise a teacher in each Australian school who is committed to ensuring their students have every opportunity to get involved in cricket.

This season WA only saw a slight increase in the number of registered Ambassadors from 534 in 2012-13 to 556 in 2013-14. However, the quality of the program was enhanced with the introduction of four levels (Rookie, Bronze, Silver and Gold). Each level represented specific criteria with the ambassadors then receiving the relevant rewards for completing the outlined criteria. The improvement in the program then saw a total of 106 Ambassadors take on a higher level, with 108 Bronze, 61 Silver and 33 Gold level Ambassadors.

The majority of Ambassadors (80 per cent) still represent primary schools as per the previous season, with the remaining 20 per cent from high schools or K-12 schools.

The WACA opened the season with a School Ambassador Launch for metropolitan teachers, featuring Brad Hogg, John Inverarity, Tony Mann and Christina Matthews. This launch attracted more than 100 teachers and Principals and provided the framework for a big season of cricket in WA schools.

## MILO in2CRICKET CLINICS & SCHOOL PROMOTIONS

The MILO in2CRICKET Promotional Clinic is a one-off event delivered by qualified WACA field staff and is geared towards providing the participants with an action packed, enjoyable, fun and social cricketing experience. Clinics last approximately 45 minutes and participants are provided with promotional giveaways and collateral with details of their nearest in2CRICKET program.

Through registration data, a strategy to increase the number of primary school assemblies was delivered, providing a variety of registration opportunities for kids to join clubs.

Through MILO sampling delivered in the school space more than \$18,000 of in2CRICKET equipment kits were able to be provided to schools across the Perth metropolitan area.

## FEMALES IN CRICKET



Perth Demons on South City Storm in the Under-18 girls' competition.

### WACA CLUB CRICKET

A Grade: Melville Cricket Club again led by example in the 2013-14 season, claiming their third consecutive A Grade 50-Over title with a dominant season where they won 11 of the 12 qualifying games. Melville met Subiaco Marist in the Grand Final at Murdoch Playing Fields. Melville finished with 9/186, the innings held together Amanda Williams' 70 and rising star Evie Gooch's 40. The score proved too much for Subiaco Marist, who were bowled out for 111, with Bhavi Devchand top scoring with 49, while Emma Biss was the chief destroyer with 3/19.

The T20 Competition saw the Grand Final played at the WACA Ground as part of a triple-header that included the Community Under-17s and Statewide T20 deciders. Melville and Subiaco Marist again contested the final after strong qual-

ifying periods. Melville finished their 20 overs on 5/111, with Williams important again. However, the total wasn't enough, with Subiaco Marist winning by seven wickets. Nicole Bolton (41) and Devchand (33\*) took the game out of Melville's reach with a 78-run opening partnership and atoned for the disappointment of the previous season's Grand Final loss.

B Grade: Melville and newly formed club University contested the Grand Final of the B Grade 40-Over Competition at Murdoch Playing Fields. University upset the previously undefeated Melville in an entertaining final. Melville racked up the imposing score of 5/166, with major contributions from Lyn Hall (46) and Melissa Bownes (34). The total, however, wasn't enough as University got home with seven wickets in hand and 25 balls to spare. Player of the Match Nicole Ayres (100\* & 1/18) was outstanding, while Shelby Vitali made key contributions with bat and ball.



The B Grade T20 Finals day took place at Iluka Sports Complex where South Perth and University faced off in the Semi Final, with the latter triumphing by 10 wickets. In the final, Melville were bowled all out for 81. Grace Taylor inflicted maximum damage with the ball, taking 3/8 from her four overs. University chased down the total, winning by four wickets, with Ayres again top scoring with 38.

### **GIRLS COUNTRY CRICKET CARNIVAL**

The Girls Country Cricket Carnival was held from 8-10 January this year and featured 73 girls playing competitive rounds of matches in indoor, super 8s and T20s. The Grand Final was played between Peel and Mid West, with Peel winning the decider for the first time. Girls travelled from as far and wide as Kalgoorlie, Manjimup, Katanning, Esperance, Bunbury, Albany and Geraldton to play in the carnival. A number of girls were invited to trial for state selection following the carnival.

### **T20 BLAST**

Cricket Australia's new product T20 Blast has been a big hit in attracting new female participants to the game. A format which likens itself to the Big Bash League, T20 Blast has attracted girls because of the fun, participative nature and high energy. T20 Blast is the gap filler for girls' cricket which has been missing for so long. Any girls wanting to continue or to start their cricket journey should consider T20 Blast. This year there were 172 girls who registered for and loved T20 Blast, with girls-only T20 Blast centres in South Perth and Warwick Greenwood.

### **JUNIOR FORMATS**

Approximately 300 girls competed in the Under-15 girls' competition in term four, 2013 and term one, 2014. Whitfords won the term four competition and Rockingham-Mandurah won the term one competition. The formats were T20 with modified rules to give the girls a developmental and learning environment. The teams were well-coached by volunteers with the girls rapidly improving their skills over the course of the season. This season an U-18 competition was introduced

with immediate success. Four teams entered the competition with South City Storm (Bateman) defeating Maiden Mariners in a hard-fought final played at Murdoch University.

### **IGSSA YEAR 7/8 CRICKET**

The Independent Girls Schools Sporting Association, for the first time introduced cricket as a competitive sport. The six-week competition was played at UWA Sports Park using the T20 Blast format. Each team was coached by Alcohol.Think Again Western Fury players and the standard was very high. Methodist Ladies' College won the inaugural shield and will be invited to play in the State Final in December 2014 against other regional winners from Perth and Country WA.

### **INDOOR SUPER LEAGUE**

WACA Female Game Development Officer Andrea Preiato organised and implemented a very successful term two Indoor Super League Competition for U-17 girls. Teams from Leeming Strikers, Ballajura and Courtside competed in the six-week competition, with Leeming Strikers being the champions. The competition is expected to grow in the coming years as we see more and more girls wanting to play more cricket formats.

### **HOLIDAY AND LIFESTYLE PROGRAMS**

A number of holiday programs has seen a spike in female participant numbers over the summer months. A new initiative this year was the introduction of Twilight 6ers - a social format for females over 18 who can play modified cricket with six-a-side. Corporate Cricket continues to be very popular with more than 80 female participants this year. Other programs have included 'T20 Blast come-and-try day' at Richardson Park and beach cricket fun days.

### **WACA FEMALE SCHOLARSHIPS**

The WACA launched a new scholarship initiative in June 2013 aimed at growing the sport and nurturing its female talent throughout the state. The inaugural scholarship holders were Samara Williams, Taneale Peschel and Heather Graham.



Plenty of numbers at the Girls Country Cricket Carnival.

## COUNTRY CRICKET



The WA boys show off the shield after being crowned 2014 Commonwealth Bank Australian Country Cricket Championships winners in Canberra.

### ELECTED REPRESENTATIVES:

- Peter Silinger (Chairman)
- David Natt (Goldfields)
- Allan Harris (Great Southern)
- John Lucas (Wheatbelt)
- Peter Swarbrick (Peel)
- Bruce Banyard (Mid West)
- Rob Marshall (South West)
- Clint Degebrodt (Pilbara)
- Bill Reynolds (CCB Historian)

### WACA REGIONAL TEAM:

- Steve Philippe (Country Cricket Manager)
- Tim Lees (Country Cricket Coordinator)
- Orazio Santalucia (Regional Cricket Officer - South West)
- Paul Reid (Regional Cricket Officer - Wheatbelt)
- Steven Broberg (Regional Cricket Officer - Mid West)
- Ross Stephen (Regional Cricket Officer - Great Southern)
- Matthew Cowie (Regional Cricket Officer - Goldfields)

### WA COUNTRY CRICKET SCHOLARSHIPS

The recipients of the WA Country Cricket Scholarships for 2014 were:

**Geoff Marsh Scholarship:** Mitchell Jackson (Albany)

**Charlie Sandstone Scholarship:** Craig Jones (Tom Price)

### TOYOTA REGIONAL VOLUNTEER AND REGIONAL CLUB OF THE YEAR

Andrew Vallance was awarded the Toyota Regional Volunteer of the Year Award.

Other Regional Volunteers recognised were: Tony Lennox (Goldfields), Frances Archer (Kimberley), Wayne Martin (Goldfields), Phil Hayman (Pilbara) and Allan Faithfull (Mid West).

Frances Archer was the WA recipient of the CA Volunteer Recognition Program (Sydney 19 January 2014).

Toodyay was announced as the Regional Club of the Year.

### CCB RECOGNITION AWARD

The recipient of this award was Brendon King. He was involved as either a player or a coach in three winning teams at the ACCC.

### CSBP COMMUNITY DEVELOPMENT

CSBP continued their decade long support of regional cricket and of the WACA's Regional Cricket Officers, who established over 130 extended skills programs and oversaw 48 T20 Blast school cups in country WA over the season. The Regional Emerging Warriors Program (EWP) tournaments and Talent Development Camps were successfully staged again thanks to CSBP's support.

There are currently 36 in2CRICKET centres and 11 T20 Blast centres in country WA.

### WALDRON MEDAL - TIM HUTCHISON

This award recognises the most outstanding Country XI cricketer on an annual basis.

This season, Tim Hutchison was awarded the medal after a stellar performance at the Commonwealth Bank Australian Country Cricket Championships (ACCC).

## WA COUNTRY XI AND COLTS

WA Country XI travelled to the ACT for the Australian Country Cricket Championships and clinched the title. WA coach Garth Nottle and WA captain Rodney Ford were named in the Australian Country side following the tournament.

It is WA Country's fourth title in the last 16 years which is a remarkable winning percentage at the ACCC in recent times.

The WA Country Colts had a disappointing season on the park with no wins in the WADCC One Day League competition but bled an incredible 27 players in this competition.

## SENIOR COUNTRY WEEK

Senior Country Week remained strong with 57 teams attending the week-long tournament. Albany clinched the A Section final against a gallant Eastern Goldfields. Results for the finals in 2014 are online at [www.cricket.com.au/mycricket](http://www.cricket.com.au/mycricket)

## COUNTRY WEEK ALL STARS

M Clothier (Albany CA), D Ugle (Indigenous XI), C Tonkin (Albany CA), G Wishart (Geraldton CA), J Kennedy (Eastern Districts CA), J Nicolaou (Warren Blackwood CA), A Sbizziri (Eastern Goldfields CA), R Stevenson (Busselton/Margaret River CA), B Francis (Upper Great Southern CA), D Styles (Esperance CA), P Butler (Albany CA), B Grey (Albany CA), B Stone (North Midlands CA).

## BARRY SHEPHERD MEDAL

The inaugural Barry Shepherd Medal, named in honour of the former Donnybrook and WA cricket legend (an initial inductee into the WACA's Gallery of Greats), for the most outstanding player at Senior Country Week, was won by Matt Clothier from Albany CA.

## JUNIOR COUNTRY WEEK

Thirty-five teams travelled to Perth to take part in Junior Country Week 2014, a remarkable increase of five teams in one season. Albany took out the A and C Section, whilst Esperance enjoyed success in B, Avon in D, North Midlands in E and Busselton/Margaret River clinched the Under-14's division.

## TOYOTA COUNTRY CUP

The Toyota Country Cup was again held over two weekends to determine the best Association for T20. West Pilbara pulled

off a remarkable win clinching the title in what was their first season in the finals phase of the cup.

## BRAD HOGG MEDAL

The inaugural Brad Hogg medal was presented to the best player at the Toyota Country Cup Final. Chris Johnston (Eastern Goldfields CA) and Julian Crudelli (Albany CA) were awarded the Hogg Medal for best player jointly by Greg Hogg, Brad's father.

## GIRLS' COUNTRY CRICKET CARNIVAL

Fifty-seven U-15 and 19 U-18 girls competed in the Girls' Country Cricket Carnival (GCCC) in January 2014. The overall winners after finishing runners up in 2013 were Peel Thunder.

## MASTERS CRICKET

The O/40s Masters played their two annual matches against the SW Perdam Academy and the Country Colts for the David Natt Cup. A highly successful carnival was held in Donnybrook and nearby venues where Harvey-Leschenault was successful in winning the Arthur Marshall Cup.

Two O/60s teams participated in the Australian Championships held in the Sunshine Coast, Queensland. It is planned to hold the Championships in WA in 2016.

## REGIONAL SENIOR AND UNDERAGE STATE REPRESENTATIVES

**Western Warriors:** Simon Mackin (Tammin), Nathan Coulter-Nile (Port Hedland), Ryan Duffield (Collie), Sam Whiteman (Bunbury), Luke Towers (Bunbury).

**Perth Scorchers:** Sam Whiteman (Bunbury), Brad Hogg (Tarwonga), Ryan Duffield (Collie).

**WA Under 17:** Mitchell Jackson (Albany), Manuel Hunwick (Brunswick Junction).

**WA Under 15:** Liam Dallimore (Dunsborough).

**Western Fury:** Chloe Piparo (Bunbury), Gemma Triscari (Bunbury), Piepa Cleary (Port Hedland).

**WA Under 18 Female:** Piepa Cleary (Port Hedland), Ali Overton (Capel), Meg Thompson (Busselton), Phoebe Vlahov (Geraldton), Samara Williams (Albany), Hannah Merritt (Bunbury).

**WA Under 15 Female:** Chloe Wain (Dunsborough), Jazmyne Roberts (Busselton).



Albany Cricket Association were winners of the 2014 Senior Country Week.

# THE LORD'S TAVERNERS (AUSTRALIA) WA BRANCH (INC.)



## OFFICE BEARERS 2013-14

President: Dr Ken Michael AC

Chairman: Mike Snell

Secretary: Lorraine Day

## OBJECTIVES

The basic objective of Lord's Taverners is to encourage and promote the playing and enjoyment of cricket by young people, particularly those disadvantaged physically or mentally, socially, financially, by distance, or any other circumstances. Funds raised from its membership fees and its various functions and events staged during the year are redirected to a number of WACA and Cricket Australia programs which align with the objectives set out in Lord's Taverners' Charter.

Lord's Taverners continues its close historical association with the WACA, especially in development of junior cricket in WA, with a deliberate focus on youngsters in remote regions of the state.

## CHAIRMAN'S REPORT TO THE 2013 AGM OF ITS MEMBERS

The Chairman reported on a wide range of sponsorship involvement during the year under review which included providing funding support for WACA Coaching Clinics for underprivileged youngsters, competitions for blind, deaf and intellectually disabled cricketers, and 'Spirit of Cricket' awards for both WACA District cricket and the Country Week competition.

Lord's Taverners WA also part-sponsored WA teams (male and female) that compete annually for the Imparja Cup at the national indigenous cricket carnival in Alice Springs. Other Lord's Taverners support this year included sponsoring a Metropolitan Indigenous Twenty20 tournament, provision of funds for the annual Inter-regional Zone Carnival for Under-16 boys living in the country and a cricket camp for underprivileged youth at Fairbridge.

On the National front, the WA Branch assisted with funding of Lord's Taverners Australia's sponsorship of the Australian Blind cricket team on their Ashes Tour of England.

## GOLF DAY

The annual golf day, held in October in association with Redkite, took place at the magnificent Lake Karrinyup Country Club, this time just seven days after LKCC hosted a very successful Perth International Golf Event, meaning the greens were slick and the fairways pristine.

A great day's golf was had by all, followed by an excellent dinner and an entertaining trophy presentation hosted by MC Jeff Newman.

*Giving the young  
and disadvantaged  
a sporting chance*

## TEST MATCH BREAKFAST

Our annual highlight function was held in the Crown Perth Grand Ballroom on the morning prior to commencement of the Third Commonwealth Bank Ashes Test. It was a record breaking event in more ways than one, with 800 members and guests in attendance and a star-studded list of speakers including Michael Gating OBE, Mark Taylor, Michael Vaughan, David Warner and Chris Rogers. As usual, Trevor Jenkins performed brilliantly as our MC, getting the best out of all interviewees whilst keeping to a very strict timeline. We were also delighted to welcome members of the Australian British Chamber of Commerce who joined us for the event and we look forward to continuing this relationship into the future.

Part of the funds raised were used to sponsor both the men's and women's Indigenous cricket teams which represented WA at the Imparja Cup Carnival in February 2014.

## GOVERNOR'S XI MATCH

Our annual fixture against the Governor's XI was played at the WACA Ground on 28 February and resulted in a close win for His Excellency's team. It was wonderful to see so many young cricketers from different backgrounds get an opportunity to play on the hallowed turf. Sincere thanks to His Excellency, WACA President Dennis Lillee, CEO Christina Matthews, Executive Assistant Ros Heal and the curatorial staff who made this wonderful day possible.

## LUNCHEON

This function was held in June to honour Bob Massie (Vintage Cricketer of the Year) as well as Megan Banting and Kyle Gardiner (Junior Taverner awardees). Bob and Trevor Jenkins put on their usual masterly performance on stage before Trevor carried out an excellent three-way interview with Alcohol.Think Again Western Warriors Sam Whiteman and Ashton Turner and Alcohol.Think Again Western Fury bowler Nicky Shaw. A fitting tribute to Bob's magnificent career in the game and to the promise being shown by Megan and Kyle.

For more information on Lord's Taverners WA go to:

**[www.lordstavernerswa.com.au](http://www.lordstavernerswa.com.au)**





Celebrating success: Museum Volunteers' Function and the 2013-14 Big Bash League trophy.



Jim Dawson with CT Studd's cricket bat on display.

### CT STUDD'S CRICKET BAT C1879

The Museum was fortunate to be able to display a cricket bat belonging to Charles Thomas Studd, who played in the famous Oval Test match when Australia defeated England for the first time on English soil in 1882. He was part of Ivo Bligh's victorious England touring team in 1882-83, when England reclaimed the mythical Ashes of English cricket and were gifted the urn for which both Australia and England now compete. CT Studd's name appears in the poem which adorns the urn. The bat was made especially for him, with a handle one inch longer than most bats of that time. Following Ivo Bligh's successful tour, CT Studd became a missionary in China, India and the Belgian Congo where he began WEC International, an evangelical mission agency which celebrated its centenary in 2013. The bat toured Australia as part of those celebrations. The bat was offered on loan by WEC WA representative Jim Dawson.

### NEW TO THE COLLECTION

- Dennis Lillee memorabilia (On Loan)
- Signed 2014 Women's Ashes Shirts Australia and England
- 1934 National Test cricket game. *Donor Stevin Page*
- 1940s Women's cricket case. *Donor Florence Ireland*
- Tie-Yorkshire CCC 150th Anniversary. *Donor JC David Allan*
- Counter, 8 ball over. *Donor Lee-Ann Collier*
- Postcard with autographs 1932 England touring team to Australia. *Donors David and Darcy Jones for Norma Matheson (nee Scarterfield)*

### THANKS TO THE MEN'S SHED KALAMUNDA - BAT RACK PROJECT

The Men's Shed Kalamunda undertook the project of creating a bat rack for the Museum. Their creative and skilful work has helped the Museum address storage of the bats in the collection. Many thanks to all, especially Chris Muller and Ron Henderson and Museum volunteer Alan Beaton, who helped facilitate the project.



Chris Muller and Ron Henderson with the bat rack.

### DENNIS LILLEE AM MBE HONORARY PATRON, WACA MUSEUM

The Museum staff and volunteers wish to gratefully acknowledge the significant contribution and continued support of our Honorary Patron - Dennis Lillee AM MBE.

## In Memoriam

The Western Australian Cricket Association (Inc.) extends sincere sympathy to the family and friends of the following Members for whom we have advice of their untimely passing during the period covered by this year book. Any omission in failing to acknowledge the passing of a valued Member is sincerely regretted.

John Armstrong  
Marianne Brockwell

Nathan Harvey  
Alton Jackson  
Kevin Lamb

William Maber  
Gerard Nealon  
Nigel Shepherd

Maxwell Watson  
Kevin Watson

### MH (MAURICE) FOLEY

Maurice Hinton Foley passed away in July 2013 as a member of the select band of sportsmen who represented their state in two sports, with Foley having also achieved state and Olympic hockey representation in addition to his cricketing feats.

Born in Perth in February 1930 he was educated at Christian Brothers College, but did not play in their First XI and it was not until he began at the University of WA that his talents as a cricketer emerged. A solidly built right-handed batsman with good footwork, he had a liking for drives and excelled in hooks and pulls from fast bowlers.

In his second season, 1951-52, he made his first century and was part of University's First Grade premiership team. Two seasons later he compiled an excellent 147, his highest score, against the potent East Perth attack. This prompted the state selectors to include him in the team against New South Wales. He made a composed 43 and retained his place for the next two matches – against Victoria and New Zealand in Perth.

Cricket took on slightly less importance while he concentrated on his hockey preparations for the 1956 Olympic Games in Melbourne and, thereafter, he didn't regain his spot in WA's cricket team. He served University until the end of the 1956-57 season, when overseas employment took him away from the state. In his latter two seasons he surprised all by adding slow medium bowling to his repertoire and captured 42 wickets at 9.90.

His modest record for WA after only three matches was 101 runs at 16.83. He played eight seasons with University, scoring 2459 runs at 24.11, with two centuries. He played in three premierships, took 44 wickets at 10.45 with 6/26 his best. He also held 53 catches.

He returned to WA in the late 1980s and took a great interest in the East Fremantle Sailing Club. Maurice died in Broome while on holidays and leaves his wife, Pat, sons Kevin and Gavin, and daughters, Jeanne and Vivienne.



### RB (RAY) STRAUSS

Western Australia has always been well endowed with into-the-wind swing bowlers. One of the best of them in the 1950s was Raymond Bernard Strauss, who passed away in July 2013. He was fascinated with the science of the swinging ball, so much so that he studied it and tried to implement his findings. A big, robust man he bowled right arm medium to fast-medium pace.

He and brother Eric began their careers as teenagers with East Perth during the Second World War one-day matches. In 1946-47 they both began studying at the University of WA and aligned themselves with that club for cricket. He also played baseball, was a top class swimmer and first grade hockey player where he gained both state and Australian honours.

After a series of strong performances at club level that included being a premiership player for University in 1951-52, he was selected for WA late in the 1952-53 season. In only his second match against the touring South Africans he captured 7/75.

A slight hiccup occurred in 1955 and 1956 when he was on the short list to play hockey for Australia at the Olympic Games in Melbourne. Thereafter he continued to serve WA well. In 1956-57 he was offered a Test trial but was considered not quite fast enough by the Australian selectors. In 1960 he ventured to England and played for East Lancashire. His two years produced 1041 runs at an average of 25.39 and 176 wickets at 12.45 apiece. On returning home he decided to retire from interstate cricket. His 34 matches produced 128 wickets at an average of 23.71 with eight five-wicket hauls.

He continued to turn out for his club but retired as a player after the 1964-65 season having completed 20 seasons. He captured 724 wickets at the healthy average of 14.88 with 59 hauls of five wickets in an innings. He is ranked sixth in Perth District Cricket. He also scored three centuries in his 4574 runs that averaged 20.15 and held 67 catches. Several times he secured the best average and aggregate in the competition and played in four University premierships.



On his retirement, he offered a helping hand to budding swing bowlers. An architect by profession he leaves three sons, Johnathon, Christopher and Richard, none of whom followed him to the same cricket level, and a daughter, Merranie.

### **JKE (JOHN) MUNRO**

John Munro belied the tradition of the short wicketkeeper, standing 187cm in height, with his long reach enabling him to take wide balls and catches with ease. Born in Perth in 1928, John Knox Ewing Munro was educated at Nedlands and Hale School where he played First XI during the War years. He played a season with East Perth in his last year at school before transferring to Nedlands.



After three seasons and the retirement of Glyn Kessey he was chosen to play for WA in the 1948-49 season. He wasn't able to cement his place immediately, but became the first-choice keeper for the state in 1950-51; which he held until he retired from state level in 1955. He had played 26 matches for WA and Combined XI in that time, scoring 497 runs at an average of 11.58 with a top score of 53\*. He took 55 catches and affected three stumpings, which included one instance of five catches in an innings. He also once opened the bowling and claimed a wicket.

John continued at Nedlands, where his father Percy was club President for many years. After the club won its first pennant in 1961-62 he retired. He played 150 matches over 20 seasons and scored 3422 runs at an average of 20.49 with a top score of 106. He was involved in 213 dismissals that included 174 catches. Due to his height he occasionally bowled, taking 25 wickets at 23.00.

During the winter John played league football for Claremont, where his father was also president for some years. He also represented Western Australia (1954) in football as a centre-half forward.

An engineer with a major refrigeration company, John passed away in August 2013, aged 84. He leaves a son, Rob, and daughter, Rosemary, with his wife, Ann, having pre-deceased him.

### **RR (RON) FRANKISH**

Mount Lawley Cricket Club mourned the passing of club stalwart Ron Frankish in October 2013, aged 87. Born and educated in the area he began his cricket career as a 16-year-old in the one-day competition during Second World War. He also played football for East Perth in the under-age war-time competition.



At the time, Dick Bryant, the patriarch of the club, was close to retirement, so Ron was groomed as the bowling all-rounder. Bowling at slightly faster than medium pace, he became an effective wicket taker at economical cost. His right-hand batting also made him a handy contributor. His first century was scored in 1946-47 and the state selectors included him in the Sheffield Shield team in 1948-49.

For five seasons he proved to be a handy all-rounder for WA. He made a fine 104 against Victoria, while his best bowling was 4/72 against New South Wales. He played 19 matches for the state, scoring 799 runs at an average of 24.21, taking 20 wickets at 36.25 and holding 21 catches. An unfortunate incident occurred in a match in Melbourne in 1951 after dismissing Neil Harvey and Dave Kerr. Umpire Barlow no-balled Ron for "throwing" – the only time in his career, but it left a significant unanswered question over his action at times.

He continued at Mt Lawley, retiring after the 1963-64 season. He played for 21 seasons in pennant cricket, scoring 4883 runs at 21.32. He took 478 wickets at the handsome average of 15.39, with 8/16 his best effort in 1950-51, the only premiership in which he took part. Ron captained the club for three seasons but not consecutively. He also held 111 catches – symptomatic of his baseball prowess.

He took up baseball in preference to football in winter and represented WA on a number occasions, culminating in being a member of WA's first Claxton Shield-winning side in 1952.

Ron worked in the finance industry, retiring as a state manager. He leaves his wife, Connie, son Ken, and daughter, Janine.

### **KI (KEN) FERRIES**

The death occurred in Christchurch, New Zealand in August 2014, of Ken Ferries, a former WA right arm fast-medium swing bowler. He was a man dedicated to cricket and spent his adult days playing, coaching and mentoring.



He came from a farming family in Wyalkatchem. The former Hale School cricket coach and WA player, Trevor Rowlands, spotted three young lads, Derek Woodhead, Tom Edwards, and Ken Ferries, in a school coaching group and invited them to the West Perth Club.

Ken made his pennant debut as a 16-year-old bowling in-swingers. It took several years for him to cement a place in the team but by 1956-57 he was an integral member of the pace attack. A very economical bowler he also learnt much from team-mate and West Perth stalwart Charlie Puckett.


In 1959 he was transferred in his employment to Melbourne. While there he played nine First Grade matches for Essendon.

On his return he continued to be a regular wicket-taker for the club. In 1961 injuries to Des Hoare and Trevor Bidstrup saw him selected to play against Queensland at home. He was to support McKenzie and Bevan in the attack and although only claiming one wicket was his usual economical self.

In 1963 he left Perth to coach and play for St Albans in New Zealand. He later played 21 first class matches for Canterbury. He chose to stay in the country and became a regular mentor to junior, province and national teams.

Ken never married and suffered dementia in his later life. He was 78 when he died and his sister, Dorothy (wife of South Fremantle and State footballer John Colgan) had pre-deceased him. His record in 11 seasons for West Perth was 100 matches, 1166 runs at an average of 11.54 with a top score of 94. He collected 271 wickets at the impressive average of 14.99, with 7/33 his best. He also held 24 catches.

Perth Scorchers fan favourite Brad Hogg holds aloft the 2013-14 Big Bash League trophy at the WACA Ground.





## Statistics

WACA Ground Records & Scores	94
Players selected from Western Australia to represent Australia in Test Matches and Touring Teams	95
Test Match Records for WA Players	100
One Day International Records for WA Players	103
Twenty20 International Records for WA Players	104
WA's First Class Record from 1892	105
Interstate & International Matches	106
First Class Cricket Outstanding Bowling Performances	111
Century Makers	117
Career Records for WA & WA Combined XI	126
<b>SHEFFIELD SHIELD</b>	134
Wicket-Keepers	136
Batting	138
Bowling	142
Leading Aggregates & Averages	145
Century Partnerships	147
<b>INTERSTATE ONE DAY</b>	155
One Day Records	158
<b>INTERSTATE TWENTY20</b>	
Western Warriors	164
Perth Scorchers	166
<b>DISTRICT CRICKET</b>	168
Aggregates, Averages & Awards	172

These statistics have been updated by Cricket Historian Bill Reynolds.  
The WACA thanks Bill for his meticulous contribution.

## GROUND RECORDS

	FIRST CLASS		ONE DAY DOMESTIC		TWENTY20 DOMESTIC (WA & PS)	
Highest innings total for WA	654 v VIC	1986-87	6/340 v QLD	2006-07	7/203 v Adelaide Strikers	2013-14
Highest innings total against WA	3/603 dec by VIC	2003-04	8/309 by NSW	2005-06	8/203 by VIC	2007-08
Lowest innings total for WA	52 v England	1978-79	77 v QLD	1976-77	69 v Melbourne Stars	2012-13
Lowest innings total against WA	52 by QLD	1982-83	62 by QLD	1976-77	71 by NSW	2009-10
Highest individual innings for WA	355* GR Marsh v SA	1989-90	167 MW Goodwin v NSW	2000-01	112 CJ Simmons v Sydney Sixers	2013-14
Highest individual innings against WA	356 BA Richards for SA	1970-71	140* PC Nobes for SA	1994-95	88 CL White for Melbourne Stars	2012-13
Best bowling in an innings for WA	10/44 IJ Brayshaw v VIC	1967-68	5/15 DL Boyd v VIC	1982-83	4/6 MR Marsh v NSW	2009-10
Best bowling in an innings against WA	8/35 DJ Pattinson for VIC	2010-11	5/36 AG Hurst for VIC	1978-79	6/7 SL Malinga for Melbourne Stars	2012-13
Best bowling in a match for WA	14/87 TM Alderman v NSW	1981-82	-	-	-	-
Best bowling in a match against WA	12/82 NJN Hawke for SA	1961-62	-	-	-	-

	TEST		ONE DAY INTERNATIONAL		TWENTY20 INTERNATIONAL	
Highest innings total for Australia	6/735 dec v Zimbabwe	2003-04	5/302 v Zimbabwe	2000-01	6/186 v New Zealand	2007-08
Highest innings total against Australia	585 by West Indies	1975-76	6/301 by Zimbabwe	2003-04	3/135 by Sri Lanka	2010-11
Lowest innings total for Australia	76 v West Indies	1984-85	91 v West Indies	1986-87	8/133 v Sri Lanka	2010-11
Lowest innings total against Australia	62 by Pakistan	1981-82	70 by West Indies	2012-13	132 by New Zealand	2007-08
Highest individual innings for Australia	380 ML Hayden v Zimbabwe	2003-04	144* DR Martyn v Zimbabwe	2000-01	85* A Symonds v New Zealand	2007-08
Highest individual innings against Australia	169 R Fredericks for West Indies	1975-76	119 S Carlisle for Zimbabwe	2000-01	66* JDP Oram for New Zealand	2007-08
Best bowling in an innings for Australia	8/24 GD McGrath v Pakistan	2004-05	5/19 RJ Harris v Pakistan	2009-10	3/18 AA Noffke v New Zealand	2007-08
Best bowling in an innings against Australia	7/25 CEL Ambrose for West Indies	1992-93	5/15 R Shastri for India	1991-92	3/25 S Randiv for Sri Lanka	2010-11
Best bowling in a match for Australia	13/217 MG Hughes v West Indies	1988-89	-	-	-	-
Best bowling in a match against Australia	11/155 RJ Hadlee for New Zealand	1985-86	-	-	-	-

### GROUND ATTENDANCE RECORDS

Winter Sport	34,317	September 24, 1994	West Coast Eagles v Melbourne	AFL Football (Preliminary Final)
Cricket	28,210	January 16, 1994	Australia v South Africa	One Day International
Cricket	24,268	December 14, 2006	Australia v England	Test Match (Day 1)

## PLAYERS SELECTED FROM WA TO REPRESENT AUSTRALIA

### TM ALDERMAN (41 TESTS)

Australian Tour Sri Lanka and England	1981	6 Tests
Pakistan Tour of Australia	1981-82	3 Tests
West Indies Tour of Australia	1981-82	2 Tests
Australian Tour of New Zealand	1982	3 Tests
Australian Tour of Pakistan	1982	1 Test
England Tour of Australia	1982-83	1 Test
Australian Tour of West Indies	1984	3 Tests
Australian Tour of India	1984	
West Indies Tour of Australia	1984-85	3 Tests
Australian Tour of Sharjah	1985	
West Indies Tour of Australia	1988-1989	2 Tests
Australian Tour of England	1989	6 Tests
New Zealand Tour of Australia	1989-90	1 Test
Sri Lanka Tour of Australia	1989-90	2 Tests
Pakistan Tour of Australia	1989-90	2 Tests
Australian Tour of New Zealand	1989-90	1 Test
Australian Tour of Sharjah	1990	
England Tour of Australia	1990-91	4 Tests
Australian Tour of West Indies	1991	1 Test

### AC AGAR (2 TESTS)

Australian A Tour to England	2013	
Australian Tour to England	2013	2 Tests

### J ANGEL (4 TESTS)

West Indies Tour of Australia	1992-93	1 Test
Australian Tour of Sri Lanka and Pakistan	1994	2 Tests
England Tour of Australia	1994-95	1 Test
Australian Tour of New Zealand	1995	

### GC BECKER

Australian Tour of South Africa	1966-67	
---------------------------------	---------	--

### MA BEER (2 TESTS)

England Tour of Australia	2010-11	1 Test
Australian Tour of West Indies	2010-11	1 Test
Australian Tour of Zimbabwe	2010-11	
Australian Tour of Sri Lanka	2011	
New Zealand Tour of Australia	2011-12	

### EH BROMLEY (2 TESTS)

A Western Australian transferred to and was playing for Victoria when he represented Australia in the 4th Test match v England in Australia, 1932-33 and was a member of the 1934 Australian team which toured England (Played in the 2nd Test)

### D CHADWICK

Australian Tour of New Zealand	1970	
--------------------------------	------	--

### WM CLARK (10 TESTS)

Indian Tour of Australia	1977-78	5 Tests
Australian Tour of West Indies	1978	4 Tests
Pakistan Tour of Australia	1979	1 Test

### NM COULTER-NILE

West Indies Tour of Australia	2012-13	
ICC Champions Trophy in England	2013	
Australian A Tour to Zimbabwe	2013	
Australian T20 & ODI Tour to England	2013	
Australian ODI Tour to India	2013-14	
Australian ODI Tour to South Africa	2013-14	
ICC World T20 in Bangladesh	2014	

### WG DRIVER (Ex VIC)

Australian Tour of New Zealand	1950	
--------------------------------	------	--

### BR DOREY

Australian Tour of Bangladesh		
-------------------------------	--	--

### R EDWARDS (20 TESTS)

Australian Tour of United Kingdom	1972	4 Tests
Pakistan Tour of Australia	1972-73	2 Tests
Australian Tour of West Indies	1973	5 Tests
MCC Tour of Australia	1974-75	5 Tests
Australian Tour of England	1975	4 Tests

### WJ EDWARDS (3 TESTS)

MCC Tour of Australia	1974-75	3 Tests
-----------------------	---------	---------

### JB GANNON (3 TESTS)

Indian Tour of Australia	1977-78	3 Tests
--------------------------	---------	---------

### RA GAUNT (3 TESTS)

Australian Tour of New Zealand	1957	
Australian Tour of South Africa	1957-58	1 Test
Australian Tour of New Zealand	1960	
Transferred to Victoria prior to the 1960-61 season and was selected from that State for the Australian Tour of the United Kingdom, 1961 (Played in the 5th Test)		
Played in 3rd Test against South Africa	1963-64	

### AC GILCHRIST (96 TESTS)

Australian Tour of India	1996	
Australian Tour of South Africa	1997	
Australian Tour of England	1997	
Australian Tour of New Zealand	1998	
Australian Tour of India	1998	
Australian Tour of Sharjah	1998	
Australian Tour to Comm Games in Malaysia	1998	
Australian Tour to Wills International Cup in Bangladesh	1998	
Australian Tour of West Indies	1999	
World Cup in England	1999	
Australian Tour of Sri Lanka	1999	
Australian Tour of Zimbabwe	1999	
Pakistan Tour of Australia	1999-2000	3 Tests
India Tour of Australia	1999-2000	3 Tests
Australian Tour of New Zealand	2000	3 Tests
Australian Tour of South Africa		
Australian Tour to Kenya	2000-01	
West Indies Tour of Australia	2000-01	5 Tests
Zimbabwe Tour of Australia	2000-01	
Australian Tour of India	2000-01	3 Tests
Australian Tour of England	2001	5 Tests
New Zealand Tour of Australia	2001-02	3 Tests
South African Tour of Australia	2001-02	3 Tests
Australian Tour of South Africa	2002	3 Tests
Australia v Pakistan - Colombo and Sharjah	2002	3 Tests
England Tour of Australia	2002-03	5 Tests
World Cup in South Africa	2003	
Australian Tour of West Indies	2003	4 Tests
Bangladesh Tour of Australia	2003	2 Tests
Zimbabwe Tour of Australia	2003-04	2 Tests
India Tour of Australia	2003-04	4 Tests
Australian Tour of Sri Lanka	2004	3 Tests
Australian Tour of Zimbabwe	2004 (2 Tests cancelled)	
Sri Lanka Tour of Australia	2004	2 Tests
Australian Tour of India	2004	4 Tests
New Zealand Tour of Australia	2004	2 Tests
Pakistan Tour of Australia	2004-05	3 Tests
West Indies Tour of Australia	2004-05	
Australian Tour of New Zealand	2005	3 Tests
Australian Tour of England	2005	5 Tests
West Indies Tour of Australia	2005-06	3 Tests
South Africa Tour of Australia	2005-06	3 Tests
Australian Tour of South Africa	2005-06	3 Tests
World XI in Australia	2005	1 Test
Australia Tour of Bangladesh	2006	2 Tests

England Tour of Australia	2006-07	5 Tests
World Cup in West Indies	2007	
World Twenty20 in South Africa	2007	
Australian Tour of India	2007-08	
Sri Lanka Tour of Australia	2007-08	2 Tests
India Tour of Australia	2007-08	4 Tests

#### DE HOARE (1 TEST)

West Indies Tour of Australia	1960-61	1 Test
-------------------------------	---------	--------

#### TG HOGAN (7 TESTS)

Australian Tour of Sri Lanka	1983	1 Test
Prudential World Cup in England	1983	
Pakistan Tour of Australia	1983-84	1 Test
Australian Tour of West Indies	1984	5 Tests
Australian Tour of India	1984	

#### GB HOGG (7 TESTS)

Australian Tour of Sri Lanka	1996	
Australian Tour of India	1996	1 Test
World Cup in South Africa	2003	
Australian Tour of West Indies	2003	2 Tests
Zimbabwe Tour of Australia	2003-04	1 Test
Australian Tour of Sri Lanka	2004	
Australian Tour of Zimbabwe	2004 (2 Tests cancelled)	
New Zealand Tour of Australia	2004	
Pakistan Tour of Australia	2004-05	
West Indies Tour of Australia	2004-05	
Australian Tour of New Zealand	2005	
Australian Tour of Bangladesh	2006	
Australian Tour of Malaysia and India	2006	
Australian Tour of New Zealand	2006-07	
World Cup in West Indies	2007	
Australian Tour of India	2007-08	
India Tour of Australia	2007-08	3 Tests
Australian Tour of India	2011-12	
Australian Tour of Sharjah (v Pakistan)	2012	
ICC World T20 in Sri Lanka	2012-13	
Australian T20 Tour to South Africa	2013-14	
ICC World T20 in Bangladesh	2014	

#### JM HUBBLE

Australian Tour of South Africa	1966-67	
---------------------------------	---------	--

#### KJ HUGHES (70 TESTS)

Pakistan Tour of Australia	1976-77	
Australian Tour of New Zealand	1977	
Australian Tour of United Kingdom	1977	1 Test
Indian Tour of Australia	1977-78	2 Tests
Australian Tour of West Indies	1978	
England Tour of Australia	1978-79	6 Tests
Pakistan Tour of Australia	1979	2 Tests
Australian World Cup of England	1979	
Australian Tour of India	1979	6 Tests
England Tour of Australia	1979-80	3 Tests
West Indies Tour of Australia	1979-80	3 Tests
Australian Tour of Pakistan	1980	3 Tests
Australian Centenary Visit to England	1980	1 Test
New Zealand Tour of Australia	1980-81	3 Tests
Indian Tour of Australia	1980-81	3 Tests
Australian Tour of Sri Lanka & United Kingdom	1981	6 Tests
Pakistan Tour of Australia	1981-82	3 Tests
West Indies Tour of Australia	1981-82	3 Tests
Australian Tour of New Zealand	1982	3 Tests
Australian Tour of Pakistan	1982	3 Tests
England Tour of Australia	1982-83	5 Tests
Prudential World Cup in England	1983	
Pakistan Tour of Australia	1983-84	5 Tests
Australian Tour of West Indies	1984	5 Tests
Australian Tour of India	1984	
West Indies Tour of Australia	1984-85	4 Tests
Australian Tour of Sharjah	1985	

#### MEK HUSSEY (79 TESTS)

Pakistan Tour of Australia	2004-05	
Australian Tour of New Zealand	2005	
West Indies Tour of Australia	2005-06	3 Tests
South Africa Tour of Australia	2005-06	3 Tests
Australian Tour of South Africa	2005-06	3 Tests
Australian Tour of Bangladesh	2006	2 Tests

Australian Tour of Malaysia and India	2006	
England Tour of Australia	2006-07	5 Tests
Australian Tour of New Zealand	2006-07	
World Cup in West Indies	2007	
World Twenty20 in South Africa	2007	
Sri Lanka Tour of Australia	2007-08	2 Tests
India Tour of Australia	2007-08	4 Tests
Australian Tour of West Indies	2008	3 Tests
Bangladesh Tour of Australia	2008-09	
Australian Tour of India	2008-09	4 Tests
New Zealand Tour of Australia	2008-09	2 Tests
South Africa Tour of Australia	2008-09	3 Tests
Australian Tour of South Africa	2008-09	3 Tests
Australian Tour of United Kingdom	2009	5 Tests
ICC Champions Trophy in South Africa	2009-10	
Australian Tour of India	2009-10	
West Indies Tour of Australia	2009-10	3 Tests
Pakistan Tour of Australia	2009-10	3 Tests
Australian Tour of New Zealand	2009-10	2 Tests
ICC World Twenty20 in West Indies	2010	
Australian Tour of Ireland & England	2010	
Australian Tour of United Kingdom (v Pakistan)	2010	2 Tests
Australian Tour of India	2010-11	2 Tests
Sri Lanka Tour of Australia	2010-11	
England Tour of Australia	2010-11	5 Tests
World Cup in India, Sri Lanka & Bangladesh	2010-11	
Australian Tour of Bangladesh	2010-11	
Australian Tour of Sri Lanka	2011	3 Tests
Australian Tour of South Africa	2011-12	2 Tests
New Zealand Tour of Australia	2011-12	2 Tests
Indian Tour of Australia	2011-12	4 Tests
Sri Lankan Tour of Australia	2011-12	
Australian Tour of West Indies	2011-12	3 Tests
Australian Tour to United Arab Emirates	2012	
ICC World T20 in Sri Lanka	2012	
South African Tour of Australia	2012-13	3 Tests
Sri Lankan Tour of Australia	2012-13	3 Tests

#### RJ INVERARITY (6 TESTS)

Australian Tour of United Kingdom	1968	2 Tests
West Indies Tour of Australia	1968-69	1 Test
Australian Tour of New Zealand	1970	
Australian Tour of United Kingdom	1972	3 Tests

#### JT IRVINE

Australian Tour of India	1969	
Australian Tour of South Africa	1970	

#### MG JOHNSON (Ex QLD) (59 TESTS)

Bangladesh Tour of Australia	2008-09	
Australian Tour of India	2008-09	4 Tests
New Zealand Tour of Australia	2008-09	2 Tests
South Africa Tour of Australia	2008-09	3 Tests
Australian Tour of South Africa	2008-09	3 Tests
Australian Tour of United Kingdom	2009	5 Tests
ICC Champions Trophy in South Africa	2009-10	
Australian Tour of India	2009-10	
West Indies Tour of Australia	2009-10	3 Tests
Pakistan Tour of Australia	2009-10	3 Tests
Australian Tour of New Zealand	2009-10	2 Tests
ICC World Twenty20 in West Indies	2010	
Australian Tour of Ireland & England	2010	
Australian Tour of United Kingdom (v Pakistan)	2010	2 Tests
Australian Tour of India	2010-11	2 Tests
Sri Lanka Tour of Australia	2010-11	
England Tour of Australia	2010-11	4 Tests
World Cup in India, Sri Lanka & Bangladesh	2010-11	
Australian Tour of Bangladesh	2010-11	
Australian Tour of Sri Lanka	2011	3 Tests
Australian Tour of South Africa	2011-12	3 Tests
Australian Tour of England	2012	
Australian Tour of United Arab Emirates	2012	
Sri Lankan Tour of Australia	2012-13	2 Tests
West Indies Tour of Australia	2012-13	
Australian Tour of India	2013	1 Test
ICC Champions Trophy in England	2013	
Australian T20 & ODI Tour to England	2013	
Australian Tour to India	2013	
England Tour of Australia	2013-14	5 Tests
Australian Tour to South Africa	2013-14	3 Tests

BP JULIAN (7 TESTS)		
Australian Tour of England	1993	2 Tests
England Tour of Australia	1994-95	
Australian Tour of West Indies	1995	4 Tests
Sri Lanka Tour of Australia	1995-96	1 Test
Australian Tour of South Africa	1997	
Australian Tour of England	1997	
Australian Tour to Comm Games in Malaysia	1998	
Australian Tour to Wills International Cup in Bangladesh	1998	
Australian Tour of West Indies	1999	
World Cup in England	1999	
SM KATICH (1 TEST)		
Australian Tour of Sri Lanka	1999	
Australian Tour of Zimbabwe	1999	
Australian Tour of England	2001	1 Test
BM LAIRD (21 TESTS)		
Australian Tour of England	1975	
England Tour of Australia	1979-80	2 Tests
West Indies Tour of Australia	1979-80	3 Tests
Australian Tour of Pakistan	1980	3 Tests
Australian Centenary Visit to England	1981	1 Test
Pakistan Tour of Australia	1981-82	3 Tests
West Indies Tour of Australia	1981-82	3 Tests
Australian Tour of New Zealand	1982	3 Tests
Australian Tour of Pakistan	1982	3 Tests
JL LANGER (105 TESTS)		
West Indies Tour of Australia	1992-93	2 Tests
Australian Tour of New Zealand	1993	3 Tests
Australian Tour of Sharjah	1994	
Australian Tour of Sri Lanka and Pakistan	1994-5	1 Test
Australian Tour of West Indies	1995	
West Indies Tour of Australia	1996-97	2 Tests
Australian Tour of England	1997	
Australian Tour of Pakistan	1998	3 Tests
England Tour of Australia	1998	5 Tests
Australian Tour of West Indies	1999	4 Tests
Australian Tour of Sri Lanka	1999	3 Tests
Australian Tour of Zimbabwe	1999	1 Test
Pakistan Tour of Australia	1999-2000	3 Tests
India Tour of Australia	1999-2000	3 Tests
Australian Tour of New Zealand	2000	3 Tests
West Indies Tour of Australia	2000-01	5 Tests
Australian Tour of India	2000-01	3 Tests
Australian Tour of England	2001	1 Test
New Zealand Tour of Australia	2001-02	3 Tests
South Africa Tour of Australia	2001-02	3 Tests
Australian Tour of South Africa	2002	3 Tests
Australian v Pakistan - Colombo and Sharjah	2002	3 Tests
England Tour of Australia	2002-03	5 Tests
Australian Tour of West Indies	2003	4 Tests
Bangladesh Tour of Australia	2003	2 Tests
Zimbabwe Tour of Australia	2003-04	2 Tests
India Tour of Australia	2003-04	4 Tests
Australian Tour of Sri Lanka	2004	3 Tests
Australian Tour of Zimbabwe	2004 (2 Tests cancelled)	
Sri Lanka Tour of Australia	2004	2 Tests
Australian Tour of India	2004	4 Tests
New Zealand Tour of Australia	2004	2 Tests
Pakistan Tour of Australia	2004-05	3 Tests
Australian Tour of New Zealand	2005	3 Tests
Australian Tour of England	2005	5 Tests
West Indies Tour of Australia	2005-06	1 Test
South Africa Tour of Australia	2005-06	2 Tests
Australian Tour of South Africa	2005-06	3 Tests
World XI in Australia	2005	1 Test
England Tour of Australia	2006-07	5 Tests
DK LILLEE (70 TESTS)		
Australian Tour of New Zealand	1970	
MCC Tour of Australia	1970-71	2 Tests
Australian Tour of United Kingdom	1972	5 Tests

Pakistan Tour of Australia	1972-73	3 Tests
Australian Tour of West Indies	1973	1 Test
MCC Tour of Australia	1974-75	6 Tests
Australian Tour of England	1975	4 Tests
West Indies Tour of Australia	1975-76	5 Tests
Pakistan Tour of Australia	1976-77	3 Tests
Australian Tour of New Zealand	1977	2 Tests
MCC Centenary visit to Australia	1977	1 Test
England Tour of Australia	1979-80	3 Tests
West Indies Tour of Australia	1979-80	3 Tests
Australian Tour of Pakistan	1980	3 Tests
Australian Centenary Visit to England	1980	1 Test
New Zealand Tour of Australia	1980-81	3 Tests
Indian Tour of Australia	1980-81	3 Tests
Australian Tour of Sri Lanka and United Kingdom	1981	6 Tests
Pakistan Tour of Australia	1981-82	3 Tests
West Indies Tour of Australia	1981-82	3 Tests
Australian Tour of New Zealand	1982	3 Tests
England Tour of Australia	1982-83	1 Test
Australian Tour of Sri Lanka	1983	1 Test
Prudential World Cup in England	1983	
Pakistan Tour of Australia	1983-84	5 Tests

KH MACLEAY	
Prudential World Cup in England	1983

GD MCKENZIE (60 TESTS)		
Australian Tour of United Kingdom	1961	3 Tests
MCC Tour of Australia	1962-63	5 Tests
South African Tour of Australia	1963-64	5 Tests
Australian Tour of United Kingdom	1964	5 Tests

Australian Tour of India - 3 Tests and Pakistan - 1 Test, following the Australian Tour in the United Kingdom	1964	5 Tests
Pakistan Tour of Australia	1964-65	1 Test
Australian Tour of West Indies	1965	5 Tests
MCC Tour of Australia	1965-66	4 Tests
Australian Tour of South Africa	1966-67	5 Tests
Indian Tour of Australia	1967-68	2 Tests
Australian Tour of United Kingdom	1968	5 Tests
West Indies Tour of Australia	1968-69	5 Tests
Australian Tour of India	1969	5 Tests
Australian Tour of South Africa	1970	3 Tests
MCC Tour of Australia	1970-71	3 Tests

MF MALONE (1 TEST)		
Australian Tour of United Kingdom	1977	1 Test
Australian Tour of Pakistan	1980	

AL MANN (4 TESTS)		
Indian Tour of Australia	1977-78	4 Tests

GR MARSH (50 TESTS)		
Indian Tour of Australia	1985-86	3 Tests
Australian Tour of New Zealand	1985-86	3 Tests
Australian Tour of Sharjah	1986	
Australian Tour of India	1986	3 Tests
England Tour of Australia	1986-87	5 Tests
Australian Tour of Sharjah	1987	
World Cup Tour India 6 Pakistan	1987	
New Zealand Tour of Australia	1987-88	3 Tests
England Tour of Australia (Bicentenary)	1987-88	1 Test
Sri Lanka Tour of Australia	1987-88	1 Test
Australian Tour of Pakistan	1988	3 Tests
West Indies Tour of Australia	1988-89	5 Tests
Australian Tour of England	1989	6 Tests
Pakistan Tour of Australia	1989-90	2 Tests
Australian Tour of New Zealand	1989-90	1 Test
Australian Tour of Sharjah	1990	
England Tour of Australia	1990-91	5 Tests
Australian Tour of West Indies	1991	5 Tests
Indian Tour of Australia	1991-92	4 Tests
World Cup in Australia	1992	

MR MARSH		
Australian Tour of South Africa	2011-12	
Indian Tour of Australia	2011-12	
ICC Champions Trophy in England	2013	
Australian A Tour to Zimbabwe	2013	

RW MARSH (96 TESTS)		
MCC Tour of Australia	1970-71	6 Tests
Australian Tour of United Kingdom	1972	5 Tests
Pakistan Tour of Australia	1972-73	3 Tests
Australian Tour of West Indies	1973	5 Tests
New Zealand Tour of Australia	1973-74	3 Tests
Australian Tour of New Zealand	1973-74	3 Tests
MCC Tour of Australia	1974-75	6 Tests
Australian Tour of England	1975	4 Tests
West Indies Tour of Australia	1975-76	6 Tests
Pakistan Tour of Australia	1976-77	3 Tests
Australian Tour of New Zealand	1977	2 Tests
MCC Centenary visit to Australia	1977	1 Test
Australian Tour of United Kingdom	1977	5 Tests
England Tour of Australia	1979-80	3 Tests
West Indies Tour of Australia	1979-80	3 Tests
Australian Tour of Pakistan	1980	3 Tests
Australian Centenary Visit to England	1980	1 Test
New Zealand Tour of Australia	1980-81	3 Tests
Indian Tour of Australia	1980-81	3 Tests
Australian Tour of Sri Lanka & United Kingdom	1981	6 Tests
Pakistan Tour of Australia	1981-82	3 Tests
West Indies Tour of Australia	1981-82	3 Tests
Australian Tour of New Zealand	1982	3 Tests
Australian Tour of Pakistan	1982	3 Tests
England Tour of Australia	1982-83	5 Tests
Pakistan Tour of Australia	1983-84	5 Tests

SE MARSH (9 TESTS)		
Indian Tour of Australia	2006-07	
Australian Tour of West Indies	2008	
Bangladesh Tour of Australia	2008-09	
Australian Tour of India	2008-09	
South African Tour of Australia	2008-09	
New Zealand Tour of Australia	2008-09	
Australian Tour of UAE (v Pakistan)	2008-09	
Australian Tour of India	2009-10	
Pakistan Tour of Australia	2009-10	
West Indies Tour of Australia	2009-10	
Australian Tour of Ireland & England	2010	
Australian Tour of India	2010-11	
Sri Lanka Tour of Australia	2010-11	
England Tour of Australia	2010-11	
Australian Tour of Sri Lanka	2011-12	2 Tests
Australian Tour of South Africa	2011-12	1 Test
Indian Tour of Australia	2011-12	4 Tests
Sri Lankan Tour of Australia	2011-12	
West Indies Tour of Australia	2012-13	
Australian T20 & ODI Tour to England	2013	
Australian A Tour to Zimbabwe	2013	
England ODI Tour of Australia	2013-14	
Australian Tour to South Africa	2013-14	2 Tests

DR MARTYN (65 TESTS)		
Australian Tour of Sri Lanka	1992	
West Indies Tour of Australia	1992-93	4 Tests
Australian Tour of New Zealand	1993	1 Test
Australian Tour of England	1993	
South African Tour of Australia	1993-94	2 Tests
Australian Tour of India	1998	
Australian Tour of Sharjah	1998	
Australian Tour to Comm Games in Malaysia	1998	
Australian Tour to Wills International Cup in Bangladesh	1998	
Australian Tour of West Indies	1999	
World Cup in England	1999	
Australian Tour of Sri Lanka	1999	
Australian Tour of Zimbabwe	1999	
Pakistan Tour of Australia	1999-2000	
India Tour of Australia	1999-2000	

Australian Tour of New Zealand	2000	3 Tests
Australian Tour of South Africa		
Australian Tour of Kenya	2000-01	
West Indies Tour of Australia	2000-01	1 Test
Australian Tour of India	2000-01	
Australian Tour of England	2001	5 Tests
New Zealand Tour of Australia	2001-02	3 Tests
South Africa Tour of Australia	2001-02	3 Tests
Australian Tour of South Africa	2002 - 3 Tests	
Australia v Pakistan - Colombo and Sharjah	2002 - 3 Tests	
England Tour of Australia	2002-03	5 Tests
World Cup in South Africa	2003	
Zimbabwe Tour of Australia	2003-04	2 Tests
India Tour of Australia	2003-04	4 Tests
Australian Tour of Sri Lanka	2004	3 Tests
Australian Tour of Zimbabwe	2004 (2 Tests cancelled)	
Sri Lanka Tour of Australia	2004	2 Tests
Australian Tour of India	2004	4 Tests
New Zealand Tour of Australia	2004	2 Tests
Pakistan Tour of Australia	2004-05	3 Tests
West Indies Tour of Australia	2004-05	
Australian Tour of New Zealand	2005	3 Tests
Australian Tour of England	2005	5 Tests
Australian Tour of South Africa	2005-06	3 Tests
Australian Tour of Bangladesh	2006	1 Test
Australian Tour of Malaysia and India	2006	
England Tour of Australia	2006-07	2 Tests

RAL MASSIE (6 TESTS)		
Australian Tour of United Kingdom	1972	4 Tests
Pakistan Tour of Australia	1972-73	2 Tests
Australian Tour of West Indies	1973	

CD MATTHEWS (3 TESTS)		
England Tour of Australia	1986-87	2 Tests
West Indies Tour of Australia	1988-89	1 Test

LC MAYNE (6 TESTS)		
Australian Tour of West Indies	1965	3 Tests
Australian Tour of India	1969	1 Test
Australian Tour of South Africa	1970	2 Tests

TM MOODY (8 TESTS)		
World Cup Tour India & Pakistan	1987	
Australian Tour of England	1989	
New Zealand Tour of Australia	1989-90	1 Test
Sri Lanka Tour of Australia	1989-90	2 Tests
Pakistan Tour of Australia	1989-90	1 Test
Indian Tour of Australia	1991-92	1 Test
World Cup in Australia	1992	
Australian Tour of Sri Lanka	1992	3 Tests
Australian Tour of New Zealand	1998	
Australian Tour of India	1998	
Australian Tour of Sharjah	1998	
Australian Tour to Comm Games in Malaysia	1998	
Australian Tour of West Indies	1999	
World Cup in England	1999	
Australian Tour of Sri Lanka	1999	
Australian Tour of Zimbabwe	1999	

MJ NICHOLSON (1 TEST)		
England Tour of Australia	1998-99	1 Test
Australian Tour of Zimbabwe	1999	

MJ NORTH (21 TESTS)		
Australian Tour of South Africa	2008-09	2 Tests
Australian Tour of UAE (v Pakistan)	2008-09	
Australian Tour of United Kingdom	2009	5 Tests
West Indies Tour of Australia	2009-10	3 Tests
Pakistan Tour of Australia	2009-10	3 Tests
Australian Tour of New Zealand	2009-10	2 Tests
Australian Tour of United Kingdom (v Pakistan)	2010	2 Tests
Australian Tour of India	2010-11	2 Tests
England Tour of Australia	2010-11	2 Tests

LA POMERSBACH		
New Zealand Tour of Australia	2007-08	

GD PORTER		
Australian World Cup in England	1979	
Australian Tour of India	1979	
CW PUCKETT		
Australian Tour of New Zealand	1950	
BA REID (27 TESTS)		
Indian Tour of Australia	1985-86	3 Tests
Australian Tour of New Zealand	1985-86	3 Tests
Australian Tour of Sharjah	1986	
Australian Tour of India	1986	2 Tests
England Tour of Australia	1986-87	5 Tests
World Cup Tour India & Pakistan	1987	
New Zealand Tour of Australia	1987-88	2 Tests
Australian Tour of Pakistan	1988	3 Tests
England Tour of Australia	1990-91	4 Tests
Australian Tour of West Indies	1991	2 Tests
Indian Tour of Australia	1991-92	2 Tests
West Indies Tour of Australia	1992-93	1 Test
CJL ROGERS (1 TEST)		
India Tour of Australia	2007-08	1 Test
L RONCHI		
Australian Tour of West Indies	2008	
South Africa Tour of Australia	2008-09	
JW RUTHERFORD (1 TEST)		
Australian Tour of United Kingdom	1956	
Australian Tour of India and Pakistan	1956	1 Test
CS SERJEANT (12 TESTS)		
Australian Tour of United Kingdom	1977	3 Tests
Indian Tour of Australia	1977-78	4 Tests
Australian Tour of West Indies	1978	5 Tests
BK SHEPHERD (9 TESTS)		
MCC Tour of Australia	1962-63	2 Tests
South African Tour of Australia	1963-64	4 Tests
Pakistan Tour of Australia	1964-65	1 Test
Australian Tour of West Indies	1965	2 Tests
RB SIMPSON (EX NSW) (62 TESTS)		
Australian Tour of New Zealand	1957	
Australian Tour of South Africa	1957-58	5 Tests
M CC Tour of Australia	1958-59	1 Test
Australian Tour of New Zealand	1960	
West Indies Tour of Australia	1960-61	5 Tests
Australian Tour of United Kingdom	1961	5 Tests
Transferred back to NSW and represented that State again as from the 1961-62 season		
KN SLATER (1 TEST)		
MCC Tour of Australia	1958-59	1 Test
Australian Tour of New Zealand	1960	
MRJ VELETTA (8 TESTS)		
Australian Tour of India	1986	
Australian Tour of Sharjah	1987	
World Cup Tour India & Pakistan	1987	
New Zealand Tour of Australia	1987-88	3 Tests
England Tour of Australia (Bicentenary)	1987-88	1 Test
Sri Lanka Tour of Australia	1987-88	1 Test
Australian Tour of Pakistan	1988	
West Indies Tour of Australia	1988-89	2 Tests
Australian Tour of England	1989	
Pakistan Tour of Australia	1989-90	1 Test
Australian Tour of West Indies	1991	
AC VOGES		
Australian Tour of New Zealand	2006-07	
New Zealand Tour of Australia	2007-08	
India Tour of Australia	2007-08	
New Zealand Tour of Australia	2008-09	
Australian Tour of United Kingdom	2009	

ICC Champions Trophy in South Africa	2009-10
Australian Tour of India	2009-10
Pakistan Tour of Australia	2009-10
Sri Lankan Tour of Australia	2010
West Indies Tour of Australia	2009-10
Australian Tour of New Zealand	2009-10
England Tour of Australia	2010-11
West Indies Tour of Australia	2012-13
ICC Champions Trophy in England	2013
Australian ODI Tour to India	2013

GD WATSON (Ex VIC) (5 TESTS)		
Australian Tour of United Kingdom	1972	2 Tests
BA WILLIAMS (4 TESTS)		
Zimbabwe Tour of Australia	2003-04	1 Test
India Tour of Australia	2003-04	2 Tests
Australian Tour of Sri Lanka	2004	1 Test
Australian Tour of Zimbabwe	2004	(2 Tests cancelled)

GM WOOD (59 TESTS)		
Indian Tour of Australia	1977-78	1 Test
Australian Tour of West Indies	1978	5 Tests
England Tour of Australia	1978-79	6 Tests
Pakistan Tour of Australia	1979	1 Test
Australian Tour of India	1980	2 Tests
Australian Centenary Visit to England	1980	1 Test
New Zealand Tour of Australia	1980-81	3 Tests
Indian Tour of Australia	1980-81	3 Tests
Australian Tour of Sri Lanka & United Kingdom	1981	6 Tests
Pakistan Tour of Australia	1981-82	3 Tests
West Indies Tour of Australia	1981-82	3 Tests
Australian Tour of New Zealand	1982	3 Tests
Australian Tour of Pakistan	1982	3 Tests
England Tour of Australia	1982-83	1 Test
Australian Tour of Sri Lanka	1983	1 Test
Prudential World Cup in England	1983	
Australian Tour of West Indies	1984	1 Test
Australian Tour of India	1984	
West Indies Tour of Australia	1985-86	5 Tests
Australian Tour of Sharjah	1985	
Australian Tour of England	1985	5 Tests
Australian Tour of Pakistan	1988	3 Tests
West Indies Tour of Australia	1988-89	3 Tests

KJ WRIGHT (10 TESTS)		
England Tour of Australia	1978-79	2 Tests
Pakistan Tour of Australia	1979	2 Tests
Australian World Cup in England	1979	
Australian Tour of India	1979	6 Tests

B YARDLEY (33 TESTS)		
Indian Tour of Australia	1977-78	1 Test
Australian Tour of West Indies	1978	5 Tests
England Tour of Australia	1978-79	4 Tests
Pakistan Tour of Australia	1979	1 Test
Australian Tour of India	1979	3 Tests
Indian Tour of Australia	1980-81	2 Tests
Pakistan Tour of Australia	1981-82	3 Tests
West Indies Tour of Australia	1981-82	3 Tests
Australian Tour of New Zealand	1982	3 Tests
Australian Tour of Pakistan	1982	2 Tests
England Tour of Australia	1982-83	5 Tests
Australian Tour of Sri Lanka	1983	1 Test

TJ ZOEHRER (10 TESTS)		
Australian Tour of New Zealand	1985-86	3 Tests
Australian Tour of Sharjah	1986	
Australian Tour of India	1986	3 Tests
England Tour of Australia	1986-87	4 Tests
Australian Tour of Sharjah	1987	
Australian Tour of England	1989	
Australian Tour of England	1993	

## TEST MATCH RECORDS FOR WA PLAYERS BATTING

Player	M	Inn	NO	HS	Runs	Ave	100	50	Ct	St
Agar AC	2	4	-	98	130	32.50	-	1	-	-
Alderman TM	41	53	21	26*	203	6.34	-	-	27	-
Angel J	4	7	1	11	35	5.83	-	-	1	-
Beer MA	2	3	1	2*	6	3.00	-	-	1	-
Clark WM	10	19	2	33	98	5.76	-	-	6	-
Edwards R	20	32	3	170*	1171	40.38	2	9	7	-
Edwards WJ	3	6	-	30	68	11.33	-	-	-	-
Gannon JB	3	5	4	3*	3	3.00	-	-	3	-
Gaunt RA*	1	1	1	0*	0	-	-	-	2	-
Gilchrist AC	96	137	20	204*	5570	47.60	17	26	379	37
Hoare DE	1	2	-	35	35	17.50	-	-	2	-
Hogan TG	7	12	1	42*	205	18.63	-	-	2	-
Hogg GB	7	10	3	79	186	26.57	-	1	1	-
Hughes KJ	70	124	6	213	4415	37.41	9	22	50	-
Hussey MEK	79	137	16	195	6235	51.52	19	29	85	-
Inverarity RJ	6	11	1	56	174	17.40	-	1	4	-
Johnson MG	59	88	14	123*	1637	22.12	1	8	22	-
Julian BP	7	9	1	56*	128	16.00	-	1	7	-
Katich SM*	1	2	1	15	15	15.00	-	-	1	-
Laird BM	21	40	2	92	1341	35.29	-	11	16	-
Langer JL	105	183	12	250	7696	45.00	23	29	73	-
Lillee DK	70	90	24	73*	905	13.71	-	1	23	-
Malone MF	1	1	-	46	46	46.00	-	-	-	-
Mann AL	4	8	-	105	189	23.63	1	-	2	-
Marsh GR	50	93	7	138	2854	33.18	4	15	38	-
Marsh RW	96	150	13	132	3633	26.52	3	16	343	12
Marsh SE	9	15	-	148	493	32.86	2	1	6	-
Martyn DR	67	109	14	165	4406	46.38	13	23	36	-
Massie RAL	6	8	1	42	78	11.14	-	-	1	-
Matthews CD	3	5	-	32	54	10.80	-	-	1	-
Mayne LC	6	11	3	13	76	9.50	-	-	3	-
Moody TM	8	14	-	106	456	32.57	2	3	9	-
McKenzie GD	60	89	12	76	945	12.27	-	2	34	-
Nicholson MJ*	1	2	-	9	14	7.00	-	-	-	-
North MJ	21	35	2	128	1171	35.48	5	4	17	-
Reid BA	27	34	14	13	93	4.65	-	-	5	-
Rogers CJL	1	2	-	15	19	9.50	-	-	1	-
Rutherford JW	1	1	-	30	30	30.00	-	-	-	-
Serjeant CS	12	23	1	124	522	23.73	1	2	13	-
Simpson RB*	16	26	2	92	772	32.16	-	7	33	-
Shepherd BK	9	14	2	96	502	41.83	-	5	2	-
Slater KN	1	1	1	1*	1	-	-	-	-	-
Valetta MRJ	8	11	-	39	207	18.82	-	-	12	-
Watson GD*	2	4	-	13	21	5.25	-	-	1	-
Williams BA	4	6	3	10*	23	7.66	-	-	3	-
Wood GM	59	112	6	172	3374	31.83	9	13	41	-
Wright KJ	10	18	5	55*	219	16.80	-	1	33	4
Yardley B	33	54	4	74	978	19.56	-	4	31	-
Zoehrer TJ	10	14	2	52*	246	20.50	-	1	18	1

\* These records refer only to players appearances while playing for Western Australia. Career records for these players in other publications may include Test and International matches played after transfer or return to their home States.

## TEST MATCH RECORDS FOR WA PLAYERS BOWLING

Player	Balls	Runs	Wkts	Ave	SWI	10WM	Best	STK/RT
Agar AC	504	248	2	124.00	-	-	2/82	252.00
Alderman TM	10187	4616	170	27.15	14	1	6/47	59.92
Angel J	744	463	10	46.30	-	-	3/54	74.40
Beer MA	406	178	3	59.33	-	-	2/56	21.42
Clark WM	2793	1265	44	28.75	-	-	4/46	63.48
Edwards R	12	20	-	-	-	-	-	-
Gannon JB	726	361	11	32.81	-	-	4/77	66.00
Gaunt RA*	216	87	2	43.50	-	-	2/87	108.00
Hoare DE	232	156	2	78.00	-	-	2/68	116.00
Hogan TG	1436	706	15	47.06	1	-	5/66	95.73
Hogg GB	1524	933	17	54.88	-	-	2/40	89.65
Hughes KJ	85	28	-	-	-	-	-	-
Hussey MEK	588	306	7	43.71	-	-	1/0	120.00
Inverarity RJ	372	93	4	23.25	-	-	3/26	93.00
Johnson MG	13227	7240	264	27.42	12	3	8/81	50.10
Julian BP	1098	599	15	39.93	-	-	4/36	73.20
Laird BM	18	12	-	-	-	-	-	-
Langer JL	6	3	-	-	-	-	-	-
Lillee DK	18467	8493	355	23.92	23	7	7/83	52.02
Malone MF	342	77	6	12.83	1	-	5/63	57.00
Mann AL	552	316	4	79.00	-	-	3/12	138.00
Marsh RW	72	54	-	-	-	-	-	-
Martyn DR	294	168	2	84.00	-	-	1/0	147.00
Massie RAL	1739	647	31	20.87	2	1	8/53	56.07
Matthews CD	570	313	6	52.16	-	-	3/95	95.00
Mayne LC	1251	628	19	33.05	-	-	4/43	65.84
Moody TM	436	147	2	73.50	-	-	1/17	218.00
McKenzie GD	17681	7328	246	29.78	16	3	8/71	71.87
Nicholson MJ*	150	115	4	28.75	-	-	3/56	37.50
North MJ	1258	591	14	42.21	1	-	6/55	89.80
Reid BA	6244	2784	113	24.63	5	2	7/51	55.26
Rutherford JW	36	15	1	15.00	-	-	1/11	36.00
Shepherd BK	26	9	-	-	-	-	-	-
Simpson RB*	1124	446	13	34.30	-	-	4/23	86.46
Slater KN	256	101	2	50.50	-	-	2/40	128.00
Watson GD*	240	92	3	30.66	-	-	1/23	80.00
Williams BA	852	406	9	45.11	-	-	4/53	94.66
Yardley B	8909	3986	126	31.63	6	1	7/98	70.71



Mitchell Johnson celebrates another Ashes wicket in the Third Test at the WACA Ground.



Shaun Marsh embraces Brad Haddin after hitting the winning runs in an ODI at the SCG.

# ONE DAY INTERNATIONAL RECORDS FOR WA PLAYERS

BATTING										
	M	Inn	NO	HS	Runs	Ave	100	50	Ct	St
Alderman TM	64	18	5	9	32	2.46	-	-	29	-
Angel J	3	did not bat								
Campbell RJ	2	2	-	38	54	27.00	-	-	4	1
Clark WM	2	did not bat								
Coulter-Nile NM	7	5	2	16	49	16.33	-	-	1	-
Dorey BR	5	1	-	2	2	2.00	-	-	-	-
Edwards R	9	8	1	80*	255	36.42	-	3	-	-
Edwards WJ	1	1	-	2	2	2.00	-	-	-	-
Gilchrist AC	287	279	11	172	9619	35.84	16	55	417	55
Hogan TG	17	12	4	27	72	9.00	-	-	10	-
Hogg GB	123	65	26	71*	790	20.25	-	2	36	-
Hughes KJ	97	88	6	98	1968	24.00	-	17	27	-
Hussey MEK	185	157	44	109*	5442	48.15	3	39	80	-
Johnson MG	136	79	27	73*	829	15.94	-	2	29	-
Julian BP	25	17	-	35	224	13.17	-	-	8	-
Katich SM*	1	did not bat								
Laird BM	23	23	4	117*	594	31.26	1	2	5	-
Langer JL	8	7	2	36	160	32.00	-	-	2	1
Lillee DK	64	34	8	42*	240	9.23	-	-	10	-
Maclean KH	16	13	2	41	139	12.63	-	-	2	-
Malone MF	10	7	3	15*	36	9.00	-	-	1	-
Marsh GR	117	115	6	126*	4357	39.97	9	22	31	-
Marsh MR	4	4	1	22	39	13.00	-	-	1	-
Marsh RW	92	76	15	66	1225	20.08	-	4	120	4
Marsh SE	45	44	2	151	1667	39.69	3	10	9	-
Martyn DR	208	182	51	144*	5346	40.80	5	37	69	-
Massie RAL	3	1	1	16*	16	-	-	-	1	-
McKenzie GD	1	did not bat								
Moody TM	76	64	12	89	1211	23.28	-	10	21	-
North MJ	2	2	-	5	6	3.00	-	-	1	-
Porter GD	2	1	-	3	3	3.00	-	-	1	-
Reid BA	61	21	8	10	49	3.77	-	-	6	-
Ronchi L	4	2	-	64	76	38.00	-	1	5	2
Serjeant CS	3	3	-	46	73	24.33	-	-	1	-
Veletta MRJ	20	19	4	68*	484	32.26	-	2	8	-
Voges AC	31	28	9	112*	870	45.78	1	4	7	-
Williams BA	25	6	4	13*	27	13.50	-	-	4	-
Wood GM	82	77	11	114*	2218	33.60	3	11	18	-
Wright KJ	5	2	-	23	29	14.50	-	-	8	-
Yardley B	8	4	-	28	58	14.50	-	-	1	-
Zoehrer TJ	22	15	3	50	130	10.83	-	1	21	2

BOWLING								
	Balls	Runs	Wkts	Ave	4WI	Best	RPO	STK/RT
Alderman TM	3329	2027	86	23.57	3	5/7	3.65	38.71
Angel J	162	113	4	28.25	-	2/47	4.18	40.50
Clark WM	100	61	3	20.33	-	2/39	3.66	33.33
Coulter-Nile NM	414	363	11	33.00	-	3/34	5.26	37.63
Dorey BR	162	146	2	73.00	-	1/12	5.41	81.00
Edwards WJ	1	0	-	-	-	-	0.00	-
Hogan TG	917	574	23	24.96	1	4/33	3.76	39.87
Hogg GB	5563	4188	156	26.84	5	5/32	4.51	35.66
Hughes KJ	1	4	-	-	-	-	24.00	-
Hussey MEK	240	235	2	117.50	-	1/22	5.87	120.00
Johnson MG	6646	5383	208	25.87	8	6/31	4.85	31.96
Julian BP	1146	997	22	45.31	-	3/40	5.22	52.09
Lillee DK	3593	2145	103	20.82	6	5/34	3.58	34.88
McKenzie GD	60	22	2	11.00	-	2/22	2.20	30.00
Maclean KH	857	626	15	41.73	1	6/39	4.38	57.13
Malone MF	612	315	11	28.63	-	2/9	3.08	55.67
Marsh GR	6	4	-	-	-	-	4.00	-
Marsh MR	48	44	1	44.00	-	1/19	5.50	48.00
Martyn DR	794	704	12	58.66	-	2/21	5.31	66.16
Massie RAL	183	129	3	43.00	-	2/35	4.22	61.00
Moody TM	2797	2014	52	38.73	-	3/25	4.32	53.99
North MJ	18	16	-	-	-	-	5.33	-
Porter GD	108	33	3	11.00	-	2/13	1.83	36.00
Reid BA	3250	2202	63	34.95	1	5/53	4.06	51.59
Voges AC	301	276	6	46.00	-	1/3	5.50	50.10
Williams BA	1203	814	35	23.25	3	5/22	4.06	34.37
Yardley B	198	130	7	18.57	-	3/28	3.93	28.29

## TWENTY20 INTERNATIONAL RECORDS FOR WA PLAYERS



Nathan Coulter-Nile celebrates a wicket  
at the ICC World T20 in Bangladesh.

### BATTING

	M	Inn	NO	HS	Runs	Ave	100	50	Ct	St
Coulter-Nile NM	10	4	2	16	41	20.50	-	-	4	-
Gilchrist AC	13	13	1	48	272	22.66	-	-	17	-
Hogg GB	15	4	-	41	55	13.75	-	-	1	-
Hussey MEK	38	30	11	60*	721	37.94	-	4	20	-
Johnson MG	30	17	7	28*	109	10.90	-	-	5	-
Marsh MR	3	3	1	36	49	24.50	-	-	1	-
Marsh SE	13	13	1	47*	223	18.58	-	-	3	-
Martyn DR	4	4	-	96	120	30.00	-	1	1	-
North MJ	1	1	-	20	20	20.00	-	-	-	-
Pomersbach LA	1	1	-	15	15	15.00	-	-	-	-
Ronchi L	3	2	-	36	47	23.50	-	-	-	-
Voges AC	7	5	2	51	139	46.33	-	1	3	-

### BOWLING

	Balls	Runs	Wkts	Ave	Best	RPO	SR
Coulter-Nile NM	222	311	14	22.21	4/31	8.40	15.80
Hogg GB	294	373	7	53.28	2/31	7.61	42.00
Hussey MEK	6	5	-	-	-	5.00	-
Johnson MG	656	797	38	20.97	3/15	7.28	17.20
Marsh MR	30	41	1	41.00	1/30	8.20	30.00
Voges AC	12	5	2	2.50	2/5	2.50	6.00

# WA'S FIRST CLASS RECORD FROM 1892-93

OPPONENT				
	Match	Win	Draw	Loss
South Australia	144	55	44	45
Victoria	142	37	53	52
New South Wales	137	37	41	59
Queensland	128	44	52	32
Tasmania	71	31	24	16
England	27	1	18	8
Australian XI	11	-	6	5
West Indies	10	6	-	4
South Africa	8	1	4	3
New Zealand	7	1	3	3
Pakistan	7	5	2	-
India	5	3	2	-
Tamil Nadu	2	1	1	-
Rest of World XI	1	-	-	1
Sri Lanka	1	-	-	1
Australian Services	1	-	1	-
Zimbabwe	1	-	1	-

CAPTAIN'S RECORD				
	Match	Win	Draw	Loss
Inverarity RJ	53	25	17	11
Wood GM	52	20	25	7
Moody TM	42	20	13	9
North MJ	40	15	7	18
Shepherd BK	39	8	15	16
Lock GAR	38	15	13	10
Carmody DK	35	7	11	17
Meuleman KD	34	7	16	11
Langer JL	33	13	10	10
Voges AC	32	12	5	15
Marsh GR	31	12	11	8
Hughes KJ	29	14	9	6
Marsh RW	20	9	6	5
Martyn DR	19	4	6	9
Hussey MEK	16	5	5	6
Bryant RJ	16	-	11	5
Katich SM	12	5	6	1
Gilchrist AC	11	4	3	4
Vernon MT	10	1	3	6
Andrews WS	10	2	4	4
Evers HA	9	1	5	3
Serjeant CS	9	1	6	2
Veletta MRJ	8	3	3	2
Langdon CW	7	1	3	3
Shipperd G	7	1	6	-
Rowe SHD	7	-	-	7
Rowlands WT	7	-	2	5
Mann AL	6	2	1	3
Brayshaw IJ	5	3	-	2
Christian AH	5	1	1	3
Julian BP	5	1	2	2
Bott LC	4	-	3	1
Charlesworth RI	4	2	1	1
Sawle LM	4	-	-	4
Simpson RB	4	2	2	-
Richardson AJ	3	-	3	-
Lillee DK	3	2	1	-
Angel J	2	-	1	1
Edwards AR	2	-	1	1
Hogue TH	2	-	2	-
Inverarity M	2	-	2	-
Marsh SE	2	-	2	-
McEwan KS	2	1	1	-
Orr HR	2	-	-	2

Quist KH	2	1	1	-
Rutherford JW	2	1	1	-
Laird BM	2	-	2	-
Beer MA	1	-	1	-
Evans RM	1	-	-	1
Herbert HJ	1	-	-	1
Hewson RH	1	-	-	1
Lovelock OI	1	-	-	1
McKenzie DC	1	-	1	-
McKenzie GD	1	-	1	-
Moore WH	1	-	-	1
Quinlan PF	1	-	-	1
Robinson GD	1	-	1	-
Clark WM	1	-	-	1
Alderman TM	1	-	-	1
Goodwin MW	1	-	-	1

Note: A match against NSW in Sydney in 1937-38 was not classified as First Class by the NSW Cricket Association.

## RECORD PARTNERSHIPS

FIRST CLASS	
1st	431 GR Marsh & MRJ Veletta v SA, Perth, 1989-90
2nd	254 MRJ Veletta & GR Marsh v QLD, Brisbane 1985-86
3rd	459 CJL Rogers & MJ North v VIC, Perth 2006-07
4th	369 CJL Rogers & MJ North v NSW, Perth 2002-03
5th	301* RB Simpson & KD Meuleman v NSW, Perth 1959-60
6th	244 JT Irvine & R Edwards v NSW, Sydney 1968-69
7th	204 G Shipperd & TJ Zoehrer v NSW, Perth 1982-83
8th	242* TJ Zoehrer & KH Macleay v NSW, Perth 1990-91
9th	168* KH Macleay & VJ Marks v NSW, Perth 1986-87
10th	154 FR Buttsworth & JP Lanigan v VIC, Perth 1921-22

## SHEFFIELD SHIELD / PURA CUP

1st	431 GR Marsh & MRJ Veletta v SA, Perth 1989-90
2nd	254 MRJ Veletta & GR Marsh v QLD, Brisbane 1985-86
3rd	459 CJL Rogers & MJ North v VIC, Perth 2006-07
4th	369 CJL Rogers & MJ North v NSW, Perth 2002-03
5th	301* RB Simpson & KD Meuleman v NSW, Perth 1959-60
6th	244 JT Irvine & R Edwards v NSW, Sydney 1968-69
7th	204 G Shipperd & TJ Zoehrer v NSW, Perth 1982-83
8th	242* TJ Zoehrer & KH Macleay v NSW, Perth 1990-91
9th	168* KH Macleay & VJ Marks v NSW, Perth 1986-87
10th	94 AC Agar & MG Hogan v QLD, Brisbane 2012-13

\* denotes unfinished

# INTERSTATE & INTERNATIONAL MATCHES

## WESTERN AUSTRALIA v SOUTH AUSTRALIA

Year	Venue	WA	SA	Won by
1892-93	Adelaide	111	131	236
1898-99	Perth	100	293	159
1905-06	Perth	198	189	54
1905-06	Fremantle	202	5/242	235
1908-09	Fremantle	255	154	280
1908-09	Perth	86	5/170	172
1908-09	Fremantle	269	5/151	388
1912-13	Adelaide	69	246	270
1925-26	Adelaide	170	161	612
1925-26	Adelaide	177	155	9/301*
1926-27	Perth	131	120	239
1926-27	Perth	150	258	8/326*
1929-30	Adelaide	266	114	8/614*
1933-34	Adelaide	194	8/133	208
1933-34	Adelaide	140	5/93	287
1937-38	Adelaide	100	185	264
1939-40	Perth	275	3/121	248
1939-40	Perth	275	206	429
1947-48	Perth	444	-	109
1948-49	Adelaide	202	131	419
1949-50	Perth	277	239	208
1950-51	Adelaide	302	8/215	229
1951-52	Perth	337	8/60	156
1952-53	Adelaide	214	232	466
1953-54	Perth	402	7/160*	252
1954-55	Adelaide	397	7/185	296
1954-55	Perth	271	-	3/75
1955-56	Adelaide	340	2/63	409
1956-57	Adelaide	406	0/85	261
1956-57	Perth	412	1/105	447
1957-58	Adelaide	306	1/101	280
1957-58	Perth	268	7/260*	184
1958-59	Adelaide	415	2/115	313
1958-59	Perth	330	6/223	283
1959-60	Adelaide	295	-	338
1959-60	Perth	402	0/23	56
1960-61	Perth	9/340*	5/125	298
1960-61	Adelaide	223	9/256*	305
1961-62	Adelaide	231	9/363	340
1961-62	Perth	159	132	202
1962-63	Adelaide	245	241	474
1962-63	Perth	167	156	394
1963-64	Adelaide	199	189	490
1963-64	Perth	200	342	497
1964-65	Adelaide	288	313	9/297*
1964-65	Perth	147	246	303
1965-66	Adelaide	9/401*	8/224	388
1965-66	Perth	215	419	412
1966-67	Adelaide	292	277	298
1966-67	Perth	172	182	250
1967-68	Perth	167	250	234
1967-68	Adelaide	133	206	368
1968-69	Adelaide	220	131	359
1968-69	Perth	488	0/146	301
1969-70	Adelaide	157	385	314
1969-70	Perth	294	0/51	241
1970-71	Adelaide	278	306	8/432*
1970-71	Perth	289	175	9/575*
1971-72	Adelaide	129	140	9/136*
1971-72	Perth	7/252*	5/221	255
1972-73	Adelaide	7/354*	193	296
1972-73	Perth	395	-	116
1973-74	Adelaide	165	306	7/300*
1973-74	Perth	4/413*	-	151
1974-75	Adelaide	7/228*	8/153	158
1974-75	Perth	8/289*	7/264*	263
1975-76	Perth	161	268	7/330*
1975-76	Adelaide	177	6/152	87
1976-77	Adelaide	245	1/113	234
1976-77	Perth	340	-	125

1977-78	Perth	311	0/104	210	204	WA 10 wkts
1977-78	Adelaide	395	-	222	131	WA inns & 42 runs
1978-79	Adelaide	9/232*	9/270	7/289*	164	WA 49 runs
1978-79	Perth	293	-	107	145	WA inns & 41 runs
1979-80	Adelaide	204	190	4/423*	1/23	SA 52 runs
1979-80	Perth	191	238	257	8/326*	SA 154 runs
1980-81	Perth	9/350*	192	221	233	WA 88 runs
1980-81	Adelaide	359	4/58	171	243	WA 6 wkts
1981-82	Perth	186	6/253*	107	180	WA 152 runs
1981-82	Adelaide	245	280	7/507*	1/19	SA 9 wkts
1982-83	Perth	288	7/387*	324	6/209	Drawn
1982-83	Adelaide	430	-	200	213	WA inns & 17 runs
1983-84	Adelaide	268	5/219	303	182	WA 5 wkts
1983-84	Perth	328	3/290*	268	3/140	Drawn
1984-85	Perth	8/409*	241	408	221	WA 21 runs
1984-85	Adelaide	191	459	404	6/103	Drawn
1985-86	Adelaide	337	1/117	2551	4/357*	Drawn
1985-86	Perth	6/433*	8/128	432	8/181*	Drawn
1986-87	Perth	328	2/139	258	206	WA 8 wkts
1986-87	Adelaide	409	2/17	195	229	WA 8 wkts
1987-88	Adelaide	237	7/250	158	328	WA 3 wkts
1987-88	Perth	434	3/36	138	331	WA 7 wkts
1988-89	Adelaide	268	131	325	7/75	SA 3 wkts
1988-89	Perth	8/335*	-	128	104	WA inns & 103 runs
1988-89	Perth (F)	535	2/289	494	-	Drawn
1989-90	Perth	3/565*	-	366	4/207	Drawn
1989-90	Adelaide	41	286	8/371*	-	SA inns & 44 runs
1990-91	Adelaide	332	6/156	168	318	WA 4 wkts
1990-91	Perth	194	190	450	-	SA inns & 66 runs
1991-92	Adelaide	5/338*	3/306	460	6/180*	WA 7 wkts
1991-92	Perth	468	0/6	201	270	WA 10 wkts
1992-93	Perth	6/304*	7/392	409	6/284*	WA 3 wkts
1992-93	Adelaide	5/323*9/235*	8/344*	1/226	SA 9 wkts	
1993-94	Perth	304	1/160	179	283	WA 9 wkts
1993-94	Adelaide	7/446*	3/174	437	-	Drawn
1994-95	Perth	254	266	272	4/250	SA 6 wkts
1994-95	Adelaide	333	398	397	6/342*	SA 8 runs
1995-96	Adelaide	309	9/376*9/353*	186WA	146 runs	
1995-96	Perth	377	9/204	235	390	Drawn
1995-96	Adelaide (F)	9/520*8/169*	347	9/208	Drawn	
1996-97	Adelaide	318	5/288	277	325	WA 5 wkts
1996-97	Perth	8/560*	-	258	7/381	Drawn
1997-98	Perth	5/477*	-	142	258	WA inns & 77 runs
1997-98	Adelaide	593	-	9/452*	6/190	Drawn
1998-99	Perth	8/354*	8/174	6/503*	6/209*	Drawn
1998-99	Adelaide	330	4/184	8/284*	229	WA 6 wkts
1999-00	Adelaide	9/314*	188	309	195	SA 2 runs
1999-00	Perth	392	7/256	330	317	WA 3 wkts
2000-01	Adelaide	8/480*	-	282	5/358	Drawn
2000-01	Perth	7/474*	6/160*	256	342	WA 36 runs
2001-02	Adelaide	227	209	206	154	WA 76 runs
2001-02	Perth	7/346*	5/276*	301	8/277	Drawn
2002-03	Perth	217	5/342	359	8/271*	Drawn
2002-03	Adelaide	9/520*	-	226	261	WA inns & 37 runs
2003-04	Perth	178	314	327	221	SA 56 runs
2003-04	Adelaide	335	302	300	250	WA 87 runs
2004-05	Adelaide	248	233	131	244	WA 106 runs
2004-05	Perth	178	454	457	8/217*	SA 42 runs
2005-06	Adelaide	281	271	7/552*	2/129*	SA 129 Runs
2005-06	Perth	9/408*	6/364	405	-	Drawn
2006-07	Perth	9/289	-	114	120	WA inns & 65 runs
2006-07	Adelaide	335	230	260	7/366*	SA 61 runs
2007-08	Adelaide	236	190	397	1/30	SA 9 wkts
2007-08	Perth	332	3/61	184	208	WA 7 wkts
2008-09	Adelaide	9/479*	-	309	6/247	Drawn
2008-09	Perth	9/457*	1/17	243	228	SA 9 wkts
2009-10	Adelaide	409	2/198*	6/249*	246	WA 104 runs
2009-10	Perth	284	189	9/380*	8/94	SA 2 wkts
2010-11	Adelaide	295	6/311	8/452*	-	Drawn
2010-11	Perth	324	9/324*	271	248	WA 129 runs
2011-12	Adelaide	335	7/242*	225	9/119	Drawn
2011-12	Perth	368	0/16	93	289	WA 10 wkts
2012-13	Perth	9/400*	191	237	244	WA 110 runs

2012-13	Adelaide	235	9/211	248	192	WA 1 wkt
2013-14	Perth	230	210	222	326	SA 106 runs
2013-14	Adelaide	434	3/202	601	-	Drawn

### WESTERN AUSTRALIA v VICTORIA

Year	Venue	WA	VIC	Won by
1892-93	Melb.	38	130	411 - VIC inns & 243 runs
1909-10	Perth	134	424	563 - VIC inns & 5 runs
1909-10	Fremantle	89	217	87 140 WA 79 runs
1909-10	Perth	332	105	196 8/244 VIC 2 wkts
1912-13	Melb.	154	2/72	6/359* 2/72 Drawn
1912-13	Melb.	183	-	191 5/323 Drawn
1921-22	Perth	245	168	485 - VIC inns & 72 runs
1925-26	Fitzroy	151	103	536 - VIC inns & 282 runs
1927-28	Perth	174	4/138*	151 0/74 Drawn
1927-28	Perth	169	3/247	363 - Drawn
1929-30	Melb.	187	311	209 6/291 VIC 4 wkts
1933-34	Melb.	185	133	7/438* - VIC inns & 120 runs
1933-34	Melb.	8/423*	-	243 7/130 Drawn
1937-38	Melb.	194	139	316 1/142* VIC 125 runs
1937-38	Melb.	137	265	207 5/198 VIC 5 wkts
1938-39	Perth	9/396*	-	266 310 Drawn
1938-39	Perth	257	5/225*	226 3/78 Drawn
1947-48	Perth	429	5/205	370 9/304* WA 59 runs 1st inns
1948-49	Melb.	277	179	364 227 VIC 135 runs
1949-50	Perth	154	389	259 306 VIC 22 runs
1950-51	Melb.	126	103	8/182* 2/49 VIC 8 wkts
1951-52	Perth	213	199	498 - VIC inns & 86 runs
1952-53	Melb.	131	188	447 - VIC inns & 128 runs
1953-54	Perth	168	165	287 0/50 VIC 10 wkts
1955-56	St. Kilda	152	181	525 - VIC inns & 192 runs
1956-57	St. Kilda	165	6/209	131 242 WA 4 wkts
1956-57	Perth	166	270	343 1/97 VIC 9 wkts
1957-58	Melb.	197	3/176	9/375* - VIC 178 runs 1st inns
1957-58	Perth	157	252	191 3/359* - VIC 141 runs
1958-59	Melb.	280	6/139	366 - VIC 86 runs 1st inns
1958-59	Perth	392	-	100 151 WA inns & 141 runs
1959-60	Perth	378	-	337 4/122 WA 41 runs 1st inns
1959-60	Melb.	141	335	431 0/46 VIC 10 wkts
1960-61	Melb.	384	0/4	149 236 WA 10 wkts
1960-61	Perth	246	266	227 5/289 VIC 5 wkts
1961-62	Melb.	348	2/66	181 232 WA 8 wkts
1961-62	Perth	119	263	278 3/105 VIC 7 wkts
1962-63	Melb.	473	132	412 141 WA 52 runs
1962-63	Perth	116	243	121 3/241 VIC 7 wkts
1963-64	Melb.	247	7/355	519 - VIC 272 runs 1st inns
1963-64	Perth	142	245	307 0/81 VIC 10 wkts
1964-65	Perth	391	1/50	208 362 WA 183 runs 1st inns
1964-65	Melb.	455	3/72	318 - WA 137 runs 1st inns
1965-66	Perth	202	9/387*	9/267* 6/276 VIC 65 runs 1st inns
1965-66	Melb.	347	-	173 9/247 WA 174 runs 1st inns
1966-67	Perth	188	378	7/190* 4/282 VIC 2 runs 1st inns
1966-67	Melb.	250	239	285 6/207 VIC 4 wkts
1967-68	Perth	161	371	152 244 WA 136 runs
1967-68	Melb.	405	0/20	196 227 WA 10 wkts
1968-69	Perth	158	222	349 1/32 VIC 9 wkts
1968-69	Melb.	331	1/145	394 5/221* VIC 63 runs 1st inns
1969-70	Melb.	342	2/140	6/568* 2/60* VIC 226 runs 1st inns
1969-70	Perth	8/484*	-	297 0/40- VIC 187 runs 1st inns
1970-71	Melb.	229	212	328 0/114 VIC 10 wkts
1970-71	Perth	251	7/201	9/296* 9/234* VIC 45 runs 1st inns
1971-72	Perth	8/308*	7/231*	262 8/107 Drawn
1971-72	Melb.	357	6/94	73 377 WA 4 wkts
1972-73	Melb.	354	3/135	7/276* 7/355* Drawn
1972-73	Perth	8/226*	7/291	8/290* 226 WA 3 wkts
1973-74	Perth	189	2/124	189 123 WA 8 wkts
1973-74	Melb.	6/268*	265	5/336* 4/198 VIC 6 wkts
1974-75	Melb.	223	200	9/176* 7/248 VIC 3 wkts
1974-75	Perth	5/300*	5/278	5/314* 263 WA 5 wkts
1975-76	Perth	8/264*	6/162	8/302* 122 WA 4 wkts
1975-76	Melb.	142	2/40	9/44* 135 WA 8 wkts
1976-77	Perth	4/308*	8/174	276 202 WA 2 wkts
1976-77	Melb.	8/371*	2/105	9/83* 392 WA 8 wkts
1977-78	Perth	294	293	264 118 WA 205 runs
1977-78	Melb.	265	7/268*	133 263 WA 137 runs
1978-79	Perth	285	4/173	6/393* 4/272* Drawn
1978-79	Melb.	224	6/150*	166 9/200 Drawn
1979-80	Melb.	195	182	251 4/130 VIC 6 wkts
1979-80	Perth	292	152	291 2/156 VIC 8 wkts
1980-81	Perth	303	3/149	183 268 WA 7 wkts
1980-81	Melb.	187	234	8/401* 3/24 VIC 7 wkts
1981-82	St. Kilda	208	6/209	2/487* - Drawn
1981-82	Perth	307	263	316 9/120 Drawn
1982-83	Perth	194	7/319	232 7/358* Drawn
1982-83	Melb.	8/500*	-	336 6/265 Drawn
1983-84	Melb.	4/464*	-	276 3/288 Drawn
1983-84	Perth	184	284	161 272 WA 35 runs
1984-85	Carlton	389	-	9/310 - Drawn
1984-85	Perth	280	9/245	405 6/231* Drawn
1985-86	Perth	94	2/212	111 7/302* Drawn
1985-86	Melb.	162	6/255	295 186 Drawn
1986-87	Perth	275	4/222	293 201 WA 6 wkts
1986-87	Melb.	8/529*	-	284 6/223 Drawn
1986-87	Perth (F)	654	-	8/404* 6/215 Drawn
1987-88	Melb.	291	3/237	4/431* - Drawn
1987-88	Perth	8/427*	-	333 5/256 Drawn
1988-89	Perth	3/436*	4/235	9/395* 6/275* WA 6 wkts
1988-89	Melb.	6/533*	-	3/343 - Drawn
1989-90	St. Kilda	133	244	8/297* 2/56 Drawn
1989-90	Perth	279	6/248	323 6/308* Drawn
1990-91	Perth	9/273*	218	359 161 VIC 29 runs
1990-91	St. Kilda	6/418*	4/197*	342 1/64 Drawn
1991-92	Perth	330	206	500 2/40 VIC 8 wkts
1991-92	Melb.	397	9/222*	308 2/95 Drawn
1992-93	St. Kilda	212	3/337	352 - Drawn
1992-93	Perth	440	-	265 7/457 Drawn
1993-94	Melb.	322	185	230 4/278 VIC 6 wkts
1993-94	Perth	111	7/162	118 155 WA 3 wkts
1994-95	Perth	234	241	342 161 VIC 28 runs
1994-95	Melb.	221	185	280 229 VIC 103 runs
1995-96	Perth	7/413*	8/238	215 9/459* Drawn
1995-96	Melb.	223	309	152 6/456* VIC 76 runs
1996-97	Perth	495	3/121	332 283 WA 7 wkts
1996-97	Melb.	9/458*	-	205 224 WA inns & 29 runs
1997-98	Melb.	7/237*	229	9/391* 9/247* VIC 82 runs
1997-98	Perth	196	8/3888	157 315 WA 112 runs
1998-99	Perth	9/319*	140	9/254* 203 WA 2 runs
1998-99	Melb.	258	8/227	263 6/276* Drawn
1999-00	Perth	9/299*	5/196	295 4/303* Drawn
1999-00	Melb.	286	164	292 169 VIC 11 runs
2000-01	Perth	235	181	254 239 VIC 77 runs
2000-01	Melb.	215	4/295*	7/219* 7/287 Drawn
2001-02	Perth	386	0/72	272 185 WA 10 wkts
2001-02	Melb.	175	410	6/450* 98 WA 37 runs
2002-03	Perth	416	-	110 237 WA inns & 69 runs
2002-03	Melb.	275	253	486 0/45 VIC 10 wkts
2003-04	St. Kilda	273	265	9/355* 1/35 Drawn
2003-04	Perth	151	304	3/613* - VIC Inns & 158 runs
2004-05	St. Kilda	277	6/329*	152 408 WA 106 runs
2004-05	Perth	464	-	155 202 WA inns & 107 runs
2005-06	Perth	142	312	271 6/184 VIC 4 wkts
2005-06	St. Kilda	225	341	206 5/361 VIC 5 Wkts
2006-07	Perth	3/608*	-	297 5/429 Drawn
2006-07	Melb.	8/372*	7/271*	298 9/182 Drawn
2007-08	Melb.	277	6/289*	114 164 WA 288 runs
2007-08	Perth	9/428*	5/277*	251 334 WA 120 runs
2008-09	Melb.	296	2/58	211 140 VIC 8 wkts
2008-09	Perth	326	4/321	239 8/408* VIC 6 wkts
2009-10	Melb.	277	227	246 3/259 VIC 7 wkts
2009-10	Perth	274	249	199 378 VIC 54 runs
2010-11	Perth	190	400	529 2/64 VIC 8 wkts
2010-11	Melb.	368	3/322*	141 208 WA 241 runs
2011-12	Melbourne	218	5/363	301 278 WA 5 wkts
2011-12	Perth	301	154	277 8/390* VIC 212 runs
2012-13	Perth	175	200	375 0/4 VIC 10 wkts
2012-13	Melbourne	248	138	219 5/171 VIC 5 wkts
2013-14	Melb.	270	8/244	312 6/138* Drawn
2013-14	Perth	8/581*	-	198 345 WA inns & 38 runs

### WESTERN AUSTRALIA v NEW SOUTH WALES

Year	Venue	WA	NSW	Won by
1906-07	Perth	307	238	310 9/238 NSW 1 wkt
1996-07	Fremantle	255	185	251 184 WA 5 runs
1912-13	Sydney	105	2/83	95 348 Drawn
1912-13	Sydney	318	207	305 8/375* NSW 155 runs
1922-23	Perth	160	172	343 - NSW inns & 11 runs
1922-23	Perth	233	49	411 - NSW inns & 129 runs
1925-26	Sydney	194	211	639 - NSW inns & 234 runs
1933-34	Sydney	234	-	332 1/43 Drawn
1934-35	Perth	233	6/220	416 - Drawn
1934-35	Perth	272	7/119	5/427* 1/177* Drawn
1947-48	Sydney	293	205	396 4/200* NSW 98 runs

1948-49	Perth	241	247	507	-	NSW inns & 17 runs	1992-93	Perth	159	286	220	5/229	NSW 5 wks
1949-50	Sydney	201	188	213	270	NSW 94 runs	1992-93	Sydney	467	168	452	3/186	NSW 7 wks
1950-51	Perth	243	51	220	303	NSW 229 runs	1993-94	Perth	8/503*	-	73	177	WA inns & 253 runs
1951-52	Sydney	50	194	228	6/266*	NSW 250 runs	1993-94	Sydney	379	135	409	1/106	NSW 9 wks
1952-53	Perth	405	0/2	259	382	WA 146 runs 1st inns	1994-95	Perth	4/542*	0/26	205	360	WA 10 wks
1953-54	Sydney	283	181	9/297*	4/168	NSW 6 wks	1994-95	Sydney	3/150*	6/204	5/201*	152	WA 4 wks
1955-56	Perth	174	5/227	7/452*	-	NSW 278 runs 1st inns	1995-96	Perth	3/351*	4/206*	9/211*	4/243	Drawn
1956-57	Sydney	196	187	145	318	NSW 80 runs	1995-96	Sydney	402	4/193*	259	5/220	Drawn
1956-57	Perth	301	9/198	9/530*	-	NSW inns & 31 runs	1996-97	Sydney	244	1/220	126	337	WA 9 wks
1957-58	Sydney	152	344	330	4/167	NSW 6 wks	1996-97	Perth	228	1/80	89	217	WA 9 wks
1957-58	Perth	8/532*	-	246	4/291	WA 286 runs 1st inns	1997-98	Sydney	361	194	138	5/477*	NSW 60 runs
1958-58	Sydney	306	191	451	0/47	NSW 10 wks	1997-98	Perth	7/470*	-	150	183	WA inns & 137 runs
1958-59	Perth	107	207	417	-	NSW inns & 103 runs	1998-99	Sydney	337	58	273	9/281*	NSW 159 runs
1959-60	Perth	4/487*	-	172	210	WA inns & 105 runs	1998-99	Perth	276	-	56	204	WA inns & 16 runs
1959-60	Sydney	203	294	9/470*	1/31	NSW 9 wks	1999-00	Perth	312	164	182	409	NSW 115 runs
1960-61	Sydney	233	162	154	248	NSW 7 runs	1999-00	Sydney	7/438*	-	255	149	WA inns & 34 runs
1960-61	Perth	331	158	6/549*	-	NSW inns & 60 runs	2000-01	North Syd	413	89	226	327	NSW 51 runs
1961-62	Sydney	176	-	218	2/121	NSW 42 runs 1st inns	2000-01	Perth	189	1/73	131	130	WA 9 wks
1961-62	Perth	272	106	218	228	NSW 68 runs	2001-02	Sydney	578	-	215	4/452	Drawn
1962-63	Sydney	262	269	7/369*	5/321*	NSW 159 runs	2001-02	Perth	7/500*	6/158*	253	9/311	Drawn
1962-63	Perth	159	241	445	-	NSW inns & 45 runs	2002-03	Newcastle	388	296	370	5/316*	NSW 2 runs
1963-64	Sydney	420	266	1/425*	1/262	NSW 9 wks	2002-03	Perth	110	489	8/418*	8/184	NSW 2 wks
1963-64	Perth	429	8/240*	326	5/201	WA 103 runs 1st inns	2003-04	Sydney	376	8/362*	436	5/303	NSW 5 wickets
1964-65	Sydney	231	264	4/471*	1/25	NSW 9 wks	2003-04	Perth	6/474*	279	7/367	260	WA 126 runs
1964-65	Perth	184	273	9/302*	5/156	NSW 5 wks	2004-05	Sydney	137	148	419	-	NSW inns & 134 runs
1965-66	Sydney	364	6/225	9/270*	318	WA 4 wks	2004-05	Perth	8/607*	2/108	305	409	WA 8 wks
1965-66	Perth	8/459*	1/96	458	222	WA 1 run 1st inns	2005-06	Perth	176	386	6/475*	2/91	NSW 8 wks
1966-67	Sydney	362	8/197	359	2/243*	WA 3 runs 1st inns	2005-06	Sydney	9/508*	4/88	117	478	WA 6 wks
1966-67	Perth	262	204	233	246	NSW 13 runs	2006-07	Sydney	351	5/305*	314	8/198	Drawn
1967-68	Perth	336	156	195	221	WA 76 runs	2006-07	Perth	152	209	270	279	NSW 188 runs
1967-68	Sydney	353	-	121	131	WA inns & 101 runs	2007-08	Perth	99	193	267	3/300*	NSW 275 runs
1968-69	Sydney	6/594*	-	200	307	WA inns & 87 runs	2007-08	Sydney	389	170	485	1/78	NSW 9 wks
1968-69	Perth	7/421*	-	123	255	WA inns & 43 runs	2008-09	Perth	265	2/224	177	310	WA 8 wks
1969-70	Sydney	8/331*	7/183	306	8/229*	WA 25 runs 1st inns	2008-09	Sydney	210	4/248	8/526*	-	Drawn
1969-70	Perth	229	7/180	103	304	WA 3 wks	2009-10	Sydney	8/499*	2/24	402	-	Drawn
1970-71	Sydney	160	6/168	248	190	NSW 88 runs 1st inns	2009-10	Perth	131	245	274	2/106	NSW 8 wks
1970-71	Perth	7/414*	2/180	401	9/192*	WA 8 wks	2010-11	Perth	205	165	291	278	NSW 199 runs
1971-72	Sydney	7/201*	8/265*	7/207*	6/94	Drawn	2010-11	Sydney	382	190	9/322*	7/251	NSW 3 wks
1971-72	Perth	364	3/298	7/524*	-	Drawn	2011-12	Sydney	150	365	6/441*	4/78	NSW 6 wks
1972-73	Perth	245	6/141	9/147*	268	WA 4 wks	2011-12	Perth	3/560*	91	146	-	WA inns & 323 runs
1972-73	Sydney	172	7/282*	100	6/325	NSW 4 wks	2012-13	Perth	217	248	358	2/108	NSW 8 wks
1973-74	Perth	7/308*	7/231*	213	6/220	Drawn	2012-13	Blacktown	242	8/219	344	-	Drawn
1973-74	Sydney	9/225*	297	5/462*	0/61	NSW 10 wks	2013-14	Perth	462	2/10	344	126	WA 8 wks
1974-75	Sydney	3/491*	8/185	336	363	Drawn	2013-14	Canberra	82	316	186	7/213	NSW 3 wks
1974-75	Perth	272	1/186	178	279	WA 9 wks	2013-14	Canberra	180	4/197	447	-	Drawn
1975-76	Perth	8/350*	6/229	8/285*	293	WA 4 wks	<b>WESTERN AUSTRALIA v QUEENSLAND</b>						
1975-76	Sydney	202	-	4/205	-	NSW 3 runs 1st Inns	<b>Year</b>	<b>Venue</b>	<b>WA</b>	<b>QLD</b>	<b>Won by</b>		
1976-77	Sydney	162	6/321	226	-	Drawn	1947-48	Brisbane	446	192	325	130	WA 183 runs
1976-77	Perth	387	1/69	220	235	WA 9 wks	1948-49	Perth	148	292	276	5/306*	QLD 143 runs
1977-78	Perth	153	6/370	165	357	WA 4 wks	1949-50	Brisbane	359	7/278*	328	170	WA 139 runs
1977-78	Sydney	339	5/73	236	174	WA 5 wks	1950-51	Perth	257	260	289	209	WA 19 runs
1978-79	Sydney	8/476*	-	9/325*	8/207	Drawn	1951-52	Brisbane	83	165	350	-	QLD inns & 102 runs
1978-79	Perth	9/283*	2/73	166	7/408*	Drawn	1952-53	Perth	217	267	241	142	WA 101 runs
1979-80	Sydney	431	8/148*	261	5/321	NSW 5 wks	1953-54	Brisbane	102	202	9/589*	-	QLD inns & 285 runs
1979-80	Perth	8/335*	1/57	383	6/310*	Drawn	1955-56	Perth	287	8/268*	263	0/138	WA 24 runs 1st inns
1980-81	Sydney	176	103	3/340*	-	NSW inns & 61 runs	1956-57	Brisbane	365	-	389	1/18	QLD 24 runs 1st inns
1980-81	Perth	6/328*	7/319*	8/262*	270	WA 115 runs	1956-57	Perth	175	3/255	290	4/301*	QLD 115 runs 1st inns
1981-82	Perth	367	-	215	117	WA inns & 35 runs	1957-58	Brisbane	192	229	371	2/53	QLD 8 wks
1981-82	Sydney	439	2/56	9/523*	-	Drawn	1957-58	Perth	391	-	396	3/110	QLD 5 runs 1st inns
1982-83	Perth	428	-	6/502*	2/129	Drawn	1958-59	Brisbane	167	8/350*	358	3/82	QLD 191 runs 1st inns
1982-83	Sydney	327	197	295	6/230	NSW by 4 wks	1958-59	Perth	205	2/257*	281	4/182	QLD 6 wks
1982-83	Perth (F)	259	238	271	280	NSW 54 runs	1959-60	Perth	9/399*	-	117	275	WA inns & 7 runs
1983-84	Perth	9/439*	-	156	213	WA inns & 70 runs	1959-60	Brisbane	295	0/107	417	4/136*	QLD 122 runs 1st inns
1983-84	Sydney	4/359*	-	292	1/74	Drawn	1960-61	Brisbane	320	5/139	353	4/170*	QLD 33 runs 1st inns
1984-85	Canberra	171	1/26	156	9/218*	Drawn	1960-61	Perth	242	161	222	8/182	QLD 2 wks
1984-85	Perth	9/387*	-	386	3/245	Drawn	1961-62	Brisbane	179	-	8/133	-	Drawn
1985-86	Sydney	187	105	286	5/157	NSW 151 runs	1961-62	Perth	190	2/390	382	-	QLD 192 runs 1st inns
1985-86	Perth	7/450*	-	83	321	WA inns & 46 runs	1962-63	Brisbane	222	196	204	304	QLD 90 runs
1986-87	Perth	8/514*	-	276	4/203	Drawn	1962-63	Perth	212	3/160	145	226	WA 7 wks
1986-87	Sydney	277	1/59	345	5/186*	Drawn	1963-64	Brisbane	289	3/301	3/548*	-	QLD 259 runs 1st inns
1987-88	Perth	256	-	115	131	WA inns & 10 runs	1963-64	Perth	224	5/319	6/443*	-	QLD 219 runs 1st inns
1987-88	Sydney	176	201	295	8/213*	NSW 131 runs	1964-65	Brisbane	290	5/218	503	-	QLD 213 runs 1st inns
1988-89	Newcastle	164	250	269	7/279*	NSW 134 runs	1964-65	Perth	241	6/105	137	208	WA 4 wks
1988-89	Perth	235	327	326	4/303*	NSW 67 runs	1965-66	Brisbane	327	5/150	311	8/294*	WA 16 runs 1st inns
1989-90	Sydney	262	1/106	264	-	Drawn	1965-66	Perth	8/366*	6/131	266	229	WA 4 wks
1989-90	Perth	317	247	236	172	WA 156 runs	1966-67	Brisbane	255	-	203	5/256	WA 52 runs 1st inns
1990-91	Perth	314	7/475	4/601*	-	Drawn	1966-67	Perth	7/554*	-	306	130	WA inns & 118 runs
1990-91	Sydney	130	406	4/475*	1/62	NSW 9 wks	1967-68	Perth	317	5/200*	263	8/203	WA 54 runs 1st inns
1991-92	Perth	294	5/259	332	-	Drawn	1967-68	Brisbane	195	9/269*	175	145	WA 144 runs
1991-92	Sydney	71	252	245	2/176*	NSW 98 runs	1968-69	Brisbane	5/615*	-	282	258	WA inns & 75 runs
1991-92	Perth (F)	396	344	415	281	WA 44 runs							

1968-69	Perth	292	9/285*	289	9/289	QLD 1 wkt
1969-70	Brisbane	187	8/262*	237	8/132	QLD 50 runs 1st inns
1969-70	Perth	370	0/76	298	147	WA 10 wkts
1970-71	Brisbane	407	-	233	4/136	WA 174 runs 1st inns
1970-71	Perth	386	2/58	197	243	WA 8 wkts
1971-72	Perth	9/388*	-	164	131	WA inns & 93 runs
1971-72	Brisbane	278	0/29	103	203	WA 10 wkts
1972-73	Brisbane	284	54	294	4/48	QLD 6 wkts
1972-73	Perth	9/250*	3/99	240	108	WA 7 wkts
1973-74	Brisbane	150	194	9/175*	361	QLD 192 runs
1973-74	Perth	298	1/40	143	192	WA 9 wkts
1974-75	Brisbane	182	219	185	4/137	Drawn
1974-75	Perth	256	5/296*	107	7/358	Drawn
1975-76	Perth	157	251	211	293	QLD 96 runs
1975-76	Brisbane	320	-	2/91	-	Drawn
1976-77	Brisbane	405	-	185	8/359	Drawn
1976-77	Perth	417	-	186	105	WA inns & 126 runs
1977-78	Perth	8/315*	1/217	332	7/392*	Drawn
1977-78	Brisbane	272	5/252*	343	4/53	Drawn
1978-79	Brisbane	9/240*	5/220*	273	3/65	Drawn
1978-79	Perth	9/158*	208	114	171	WA 81 runs
1979-80	Brisbane	163	148	206	151	QLD 46 runs
1979-80	Perth	6/573*	0/12	9/330*	403	Drawn
1980-81	Brisbane	261	420	439	0/82	Drawn
1980-81	Perth	8/305*	289	186	9/232	Drawn
1981-82	Brisbane	351	-	9/308	-	Drawn
1981-82	Perth	353	3/301*	331	7/276	Drawn
1982-83	Perth	406	-	52	261	WA inns & 93 runs
1982-83	Brisbane	376	-	394	4/92	Drawn
1983-84	Perth	235	9/311	295	5/321*	Drawn
1983-84	Brisbane	240	4/192	229	1/38	Drawn
1983-84	Perth (F)	363	6/224	7/431	154	WA 4 wkts
1984-85	Brisbane	156	224	366	0/15	QLD 10 wkts
1984-85	Perth	281	8/201	310	171	WA 2 wkts
1985-86	Brisbane	527	-	5/225	-	Drawn
1985-86	Perth	322	2/195	319	-	Drawn
1986-87	Brisbane (did not bat)	-	-	7/162	-	Drawn
1986-87	Perth	298	4/194	253	238	WA 6 wkts
1987-88	Brisbane	217	192	318	0/92	QLD 10 wkts
1987-88	Perth	348	7/194	303	238	WA 3 wkts
1987-88	Perth (F)	344	5/162	289	216	WA 5 wkts
1988-89	Brisbane	293	4/146	184	254	WA 6 wkts
1988-89	Perth	7/294*	-	291	2/17	Drawn
1989-90	Brisbane	9/350*	1/81	449	4/193*	Drawn
1989-90	Perth	8/607*	-	273	157	WA inns & 177 runs
1990-91	Perth	7/402*	0/93	398	7/285*	Drawn
1990-91	Brisbane	271	2/296*	7/273*	3/297	QLD 7 wkts
1991-92	Brisbane	444	-	275	8/355	Drawn
1991-92	Perth	8/509*	-	207	287	WA inns & 15 runs
1992-93	Brisbane	370	184	221	283	WA 50 runs
1992-93	Perth	298	3/318	381	233	QLD 7 wkts
1993-94	Perth	211	373	430	1/158	QLD 9 wkts
1993-94	Brisbane	413	-	244	8/375	Drawn
1994-95	Perth	284	146	239	3/192	QLD 7 wkts
1994-95	Brisbane	214	234	204	122	WA 122 runs
1995-96	Brisbane	110	241	362	-	QLD inns & 11 runs
1995-96	Perth	207	3/185	154	237	WA 7 wkts
1996-97	Brisbane	183	5/273	179	412	Drawn
1996-97	Perth	414	8/320	400	-	Drawn
1996-97	Perth (F)	165	304	320	309	QLD 160 runs
1997-98	Perth	184	186	321	2/33	QLD 8 wkts
1997-98	Brisbane	8/405*	5/106	197	313	WA 5 wkts
1998-99	Brisbane	309	8/356*	9/343*	5/233	Drawn
1998-99	Perth	245	209	375	4/81	QLD 6 wkts
1998-99	Brisbane (F) 9/425*	-	265	129	WA Inns & 31 runs	
1999-00	Brisbane	171	244	412	0/4	QLD 10 wkts
1999-00	Perth	9/588*	-	173	128	WA inns & 257 runs
2000-01	Perth	195	5/349	442	-	Drawn
2000-01	Brisbane	78	274	218	2/135	QLD 8 wkts
2001-02	Brisbane	8/360*	207	6/403*	4/166	QLD 6 wkts
2001-02	Perth	432	8/220	490	-	Drawn
2002-03	Brisbane	228	126	331	0/24	QLD 10 wkts
2002-03	Perth	107	201	151	3/160	QLD 7 wkts
2003-04	Perth	9/427*	6/312*	434	6/247	Drawn
2003-04	Brisbane	523	3/287	362	8/445*	WA 7 wkts
2004-05	Perth	512	4/234	561	-	Drawn
2004-05	Brisbane	323	4/199	354	409	Drawn
2005-06	Brisbane	331	7/220	308	242	WA 3 Wkts
2005-06	Perth	190	407	470	1/128	Drawn
2006-07	Perth	208	285	509	-	QLD inn & 16 runs
2006-07	Brisbane	317	-	139	133	WA inn & 45 runs

2007-08	Perth	5/565*	-	228	167	WA inns & 170 runs
2007-08	Brisbane	2/115*	9/278	3/310*	8/156*	Drawn
2008-09	Perth	206	196	208	8/321*	QLD 127 runs
2008-09	Brisbane	236	4/193	247	179	WA 6 wkts
2009-10	Perth	9/406*	1/132	458	-	Drawn
2009-10	Brisbane	286	7/109	106	285	WA 3 wkts
2010-11	Brisbane	331	-	150	7/277	Drawn
2010-11	Perth	397	3/127	250	273	WA 7 wkts
2011-12	Perth	221	201	273	9/341*	QLD 192 runs
2011-12	Brisbane	359	9/68	251	175	WA 1 wkt
2012-13	Brisbane	111	496	168	340	WA 99 runs
2012-13	Perth	228	152	164	336	QLD 120 runs
2013-14	Perth	254	5/447*	401	2/81	Drawn
2013-13	Brisbane	175	144	391	3/178*	QLD 250 runs

# WESTERN AUSTRALIA v TASMANIA

Year	Venue	WA	TAS	Won by		
1929-30	Hobart	248	7/303	290	1/42	Drawn
1977-78	Perth	7/303*	-	147	142	WA inns &14 runs
1978-79	Devonport6/277*	5/232*	153	6/359	TAS 4 wkts	
1979-80	Perth	256	3/273	278	250	WA 7 wkts
1980-81	Devonport 8/252	3/121	246	123	WA 7 wkts	
1981-82	Perth	328	5/186	234	279	WA 5 wkts
1982-83	Devonport9/504*	-	201	184	WA inns & 109 runs	
1982-83	Perth	329	6/242*	260	9/273	Drawn
1983-84	Perth	284	4/320	300	6/302*	WA 6 wkts
1983-84	Launceston	324	-	297	6/161	Drawn
1984-85	Perth	504	4/170*	359	7/212	Drawn
1984-85	Hobart	2/158*	-	5/307*	4/83	Drawn
1985-86	Perth	278	-	102	169	WA inns & 7 runs
1985-86	Hobart	7/553*	5/129*	8/407*	5/171	Drawn
1986-87	Devonport	430	0/50	264	213	WA 10 wkts
1986-87	Perth	531	3/97	267	357	WA 7 wkts
1987-88	Perth	6/461*	-	135	189	WA inns & 137 runs
1987-88	Hobart	334	7/263*	273	209	WA 115 runs
1988-89	Hobart	2/502*	-	213	1/108	Drawn
1988-89	Perth	273	8/312*	237	7/200	Drawn
1989-90	Perth	215	7/265	6/478*	-	Drawn
1989-90	Launceston4/229*	116	8/287*	143	TAS 84 runs	
1990-91	Perth	337	8/88	177	246	WA 2 wkts
1990-91	Hobart	254	8/205	199	9/335*	Drawn
1991-92	Hobart	331	0/35	172	193	WA 10 wkts
1991-92	Perth	200	6/422*	358	2/99	Drawn
1992-93	Perth	417	9/268	9/457*	-	Drawn
1992-93	Hobart	321	299	7/370*	6/190	Drawn
1993-94	Hobart	5/473*	2/56	514	-	Drawn
1993-94	Perth	454	6/286*	4/487*	1/53	Drawn
1994-95	Hobart	6/502	-	5/457*	-	Drawn
1994-95	Perth	298	2/175	236	236	WA 8 wkts
1995-96	Perth	224	8/361*	184	6/402	TAS 4 wkts
1995-96	Hobart	357	5/184	9/357*	183	WA 5 wkts
1996-97	Perth	4/326*	258	6/473*	4/252*	TAS 141 runs
1996-97	Hobart	312	3/180	314	175	WA 7 wkts
1997-98	Hobart	3/101*	4/367	5/366*	5/101*	WA 6 wkts
1997-98	Perth	9/404*	9/314*	8/360*	173	WA 185 runs
1997-98	Perth (F)	571	3/63	285	348	WA 7 wkts
1998-99	Hobart	9/358*	2/162	326	-	Drawn
1998-99	Perth	6/486*	5/202*	228	248	WA 212 runs
1999-00	Perth	220	6/313	7/467*	-	Drawn
1999-00	Hobart	9/457*	4/280*	4/351*	261	WA 125 runs
2000-01	Hobart	7/298*	9/373	9/446*	9/238*	Drawn
2000-01	Perth	229	139	280	1/89	TAS 9 wkts
2001-02	Perth	7/594*	-	337	7/237	Drawn
2001-02	Hobart	137	134	347	-	TAS inns & 76 runs
2002-03	Perth	255	405	382	-	Drawn
2002-03	Hobart	3/52	-	179	-	Abandoned
2003-04	Perth	437	5/329*	380	7/386	Drawn
2003-04	Hobart	6/562*	6/270*	5/384*	9/396	Drawn
2004-05	Perth	9/478*	1/28	258	244	WA 9 wkts
2004-05	Hobart	9/331*	4/397	500	5/226*	WA 6 wkts
2005-06	Perth	405	176	234	8/348	TAS 2 wkts
2005-06	Hobart	215	3/148	86	276	WA 7 wkts
2006-07	Perth	5/353*	394	7/553*	7/200*	TAS 6 runs
2006-07	Hobart	392	7/181	94	477	WA 3 wkts
2007-08	Hobart	8/511*	2/353	343	1/75	Drawn
2007-08	Perth	372	8/318*	207	261	WA 222 runs
2008-09	Perth	283	6/197	187	292	WA 4 wkts
2008-09	Hobart	189	168	163	5/197	TAS 5 wkts
2009-10	Hobart	8/442*	4/201*	5/296*	9/351	TAS 1 wkt
2009-10	Perth	233	204	261	246	TAS 70 runs
2010-11	Hobart	108	255	258	0/106	TAS 10 wkts

2010-11	Perth	160	137	426	-	TAS inns & 129 runs
2011-12	Perth	176	4/437*	206	382	WA 25 runs
2011-12	Hobart	142	241	363	2/21	TAS 8 wkts
2012-13	Hobart	67	263	448	-	TAS inns & 118 runs
2012-13	Perth	97	8/358	211	242	WA 2 wkts
2013-14	Hobart	258	187	196	165	WA 84 runs
2013-14	Perth	279	6/259	248	286	WA 4 wkts

#### WESTERN AUSTRALIA v AUSTRALIAN XI

Year	Venue	WA	Aus XI	Won by		
1920-21	Perth	9/88	-	396	-	Drawn
1925-26	Perth	282	97	424	-	Aus XI inns & 45 runs
1929-30	Perth	167	132	324	-	Aus XI inns & 25 runs
1933-34	Perth	305	-	5/274	-	Drawn
1935-36	Perth	114	62	425	-	Aus XI inns & 249 runs
1937-38	Perth	192	73	391	-	Aus XI inns & 126 runs
1947-48	Perth	348	3/62	7/442*	-	Drawn
1952-53	Perth	179	9/260*	4/359*	3/74	Drawn
1955-56	Perth	267	-	185	5/198	Drawn
1960-61	Perth	351	-	329	0/1	Drawn
1963-64	Perth	357	285	5/527*	2/116	Aus XI 8 wkts

#### WESTERN AUSTRALIA v ENGLAND

Year	Venue	WA		ENG		Won by
1907-08	Perth	116	152	402	-	MCC inns & 134 runs
1907-08	Perth	256	7/265	7/362*	-	Drawn
1922-23	Perth	234	-	190	3/132	Drawn
1924-25	Perth	57	7/157	7/330*	-	Drawn
1924-25	Perth	138	69	397	-	MCC inns & 190 runs
1928-29	Perth	257	-	406	0/26	Drawn
1929-30	Perth	185	127	191	3/123	MCC 7 wkts
1932-33	Perth	135	-	334	152	Drawn
1935-36	Perth	232	1/23	344	266	Drawn
1936-37	Perth	142	147	4/469*	-	MCC inns & 180 runs
1946-47	Perth	366	1/48	477	-	Drawn
1950-51	Perth	236	4/207*	9/434*	3/121*	Drawn
1954-55	Perth	103	255	321	3/40	MCC 7 wkts
1958-59	Perth	221	3/124	351	4/146	Drawn
1962-63	Perth	77	274	303	0/49	MCC 10 wkts
1965-66	Perth	9/303*	291	5/447*	5/156*	MCC 9 runs
1970-71	Perth	5/257*	285	3/258*	6/256	Drawn
1974-75	Perth	8/265*	5/346	5/314*	177	WA 120 runs
1976-77	Perth	8/326*	4/218*	8/244*	8/239	Drawn
1977-78	Perth	52	78	144	126	England 140 runs
1982-83	Perth	167	197	156	9/209	England 1 wkt
1986-87	Perth	275	8/207*	152	6/153	Drawn
1990-91	Perth	289	4/329*	246	9/222	Drawn
1994-95	Perth	238	5/272	245	6/393*	Drawn
1998-99	Perth	8/334*	3/268*	321	4/192	Drawn
2002-03	Perth	213	248	327	5/130	Drawn
2010-11	Perth	8/242*	223	8/223*	4/243	England 6 wkts

#### WA COMBINED XI v ENGLAND, SOUTH AFRICA OR WEST INDIES

Year	Venue	WA	Opponent		Won by
1928-29	Perth (Eng)	310	3/186	4/241*	- Drawn
1932-33	Perth (Eng)	159	4/139	7/583*	- Drawn
1936-37	Perth (Eng)	436	-	497	4/120 Drawn
1946-47	Perth (Eng)	462	-	302	- Drawn
1954-55	Perth (Eng)	86	163	311	- MCC inns & 62 runs
1958-59	Perth (Eng)	260	-	349	4/257 Drawn
1962-63	Perth (Eng)	317	0/115	157	270 Comb XI 10 wkts
1963-64	Perth (SA)	161	9/529	207	3/532* Drawn
1965-66	Perth (Eng)	5/231*	6/322	7/379*	4/205* Drawn
1968-69	Perth (WI)	333	3/354	254	7/432* Comb XI 7 wkts
2013-14	Perth	-	5/451*	5/168	391 Drawn

#### WESTERN AUSTRALIA v SOUTH AFRICA

Year	Venue	WA	SA	Won by		
1931-32	Perth	205	7/159	7/362* 3/151	Drawn	
1931-32	Perth	183	62	9/488*	-	S Africa inns & 243 runs
1952-53	Perth	306	-	427	3/126	Drawn
1952-53	Perth	76	90	212	129	S Africa 175 runs
1963-64	Perth	268	9/160	297	5/132	S Africa 5 wkts
1997-98	Perth	8/347*	2/147	468	3/167*	Drawn
2001-02	Perth	8/600*	-	367	5/390	Drawn
2005-06	Perth	8/391*	-	179	164	WA 48 Runs

#### WESTERN AUSTRALIA v WEST INDIES

Year	Venue	WA	WI	Won by
1951-52	Perth	108	9/247	151 203 WA 1 wkt
1960-61	Perth	140	5/444*	97 393 WA 94 runs
1968-69	Perth	199	288	361 4/127 W Indies 6 wkts
1975-76	Perth	9/291*	520	479 217 WA 115 runs
1979-80	Perth	6/396*	2/87	169 313 WA 8 wkts
1984-85	Perth	3/317*	111	302 1/129 W Indies 9 wkts
1988-89	Perth	247	3/206	213 236 WA 7 wkts
1992-93	Perth	7/239*	131	280 4/326* W Indies 236 runs
1996-97	Perth	6/293*	170	5/441* 1/26 W Indies 9 wkts
2000-01	Perth	358	3/70	132 293 WA 7 wkts

#### WESTERN AUSTRALIA v NEW ZEALAND

Year	Venue	WA		NZ		Won by
1953-54	Perth	246	133	371	7/192*	NZ 184 runs
1961-62	Perth	113	3/253	249	5/173*	Drawn
1970-71	Perth	338	0/71	417	-	Drawn
1973-74	Perth	7/397*	5/271*	6/381*	6/288	NZ 6 wkts
1987-88	Perth	131	117	9/344*	-	NZ inns & 96 runs
1989-90	Perth	9/374*	-	283	7/296	Drawn
1993-94	Perth	508	-	149	350	WA inns & 9 runs

#### WESTERN AUSTRALIA v INDIA

Year	Venue	WA	India	Won by		
1947-48	Perth	171	4/70	127	-	Drawn
1947-48	Perth	270	172	252	184	WA 6 runs
1967-68	Perth	5/480*	-	299	161	WA inns & 20 runs
1977-78	Perth	5/366*	6/293*	238	271	WA 150 runs
1980-81	Perth	5/296*	5/262*	4/312*	1/116	Drawn

#### WESTERN AUSTRALIA v PAKISTAN

Year	Venue	WA	Pakistan	Won by		
1972-73	Perth	6/398*	2/94	357 133	WA 8 wkts	
1976-77	Perth	7/261*	4/333	274 5/319*	WA 6 wkts	
1981-82	Perth	545	-	9/380*	2/92	Drawn
1983-84	Perth	349	4/187	290	242	WA 6 wkts
1989-90	Perth	9/398*	-	75	245	WA inns & 78 runs
1995-96	Perth	4/402*	7/189*	164	8/226	Drawn
2004-05	Perth	9/404*	0/34	262	174	WA 10 wkts

#### WESTERN AUSTRALIA v SRI LANKA

Year	Venue	WA	Sri Lanka	Won by
1984-85	Perth	7/245*	79	8/217* 3/108
Sri Lanka 7 wkts				

#### WESTERN AUSTRALIA v TAMIL NADU

Year	Venue	WA	Tamil Nadu	Won by
1988-89	Perth	2/438*	-	159 228 WA inns & 51 runs
1989-90	Madras	8/271	-	503 - Drawn

#### WESTERN AUSTRALIA v WORLD XI

Year	Venue	WA		World XI		Won by
1971-72	Perth	255	281	320	9/288*	World XI 72 runs

#### WESTERN AUSTRALIA v AUSTRALIAN SERVICES XI

Year	Venue	WA	Opponent	Won by
1945-46	Perth	323 2/144	301	Drawn

#### WESTERN AUSTRALIA v ZIMBABWE

Year	Venue	WA	Zimbabwe	Won by
2003-04	Perth	6/207* 4/266	330 6/146*	Drawn

\* Denotes innings declared  
(F) Denotes Final

# FIRST CLASS CRICKET OUTSTANDING BOWLING PERFORMANCES

## 14 WICKETS IN A MATCH

Alderman TM	14/87 v New South Wales, Perth	1981-82
-------------	--------------------------------	---------

## 13 WICKETS IN A MATCH

Selk RA	13/77 v Victoria, Fremantle	1909-10
---------	-----------------------------	---------

## 12 WICKETS IN A MATCH

Brayshaw IJ	12/90 v Victoria, Perth	1967-68
Lillee DK	12/113 v South Australia, Adelaide	1975-76
Selk RA	12/127 v South Australia, Perth	1905-06

## 11 WICKETS IN A MATCH

Mulder B	11/67 v NSW, Perth	1996-97
Dorey BR	11/88 v Queensland, Brisbane	2008-09
Yardley B	11/98 v Tasmania, Devonport	1980-81
Christian AH	11/123 v South Australia, Perth	1908-09
Lock GAR	11/131 v Queensland, Brisbane	1968-69
Puckett CW	11/134 v India, Perth	1947-48
Gorringe HR	11/138 v Queensland, Perth	1952-53
Reid BA	11/143 v South Australia, Adelaide	1990-91
Christian AH	11/200 v South Australia, Fremantle	1908-09

## 10 WICKETS IN AN INNINGS

Brayshaw IJ	10/44 v Victoria, Perth	1967-68
-------------	-------------------------	---------

## 5 WICKETS OR MORE IN AN INNINGS

Agar AC	5/65 v South Australia, Adelaide	2012-13
	5/74 v New South Wales, Canberra	2013-14
Alderman TM	* 5/65 v New South Wales, Sydney	1974-75
	5/65 v New South Wales, Perth	1976-77
	6/63 v South Australia, Perth	1978-79
	5/47 v West Indies, Perth	1979-80
	6/80 v Queensland, Perth	1979-80
	7/49 v South Australia, Perth	1981-82
	7/59 v New South Wales, Perth	1981-82
	7/28 v New South Wales, Perth	1981-82
	5/65 v Victoria, Perth	1982-83
	5/63 v England, Perth	1982-83
	5/67 v England, Perth	1982-83
	5/79 v Victoria, Perth	1983-84
	6/109 v South Australia, Perth	1984-85
	6/42 v Queensland, Perth	1984-85
	5/35 v New South Wales, Perth	1987-88
	6/91 v Queensland, Perth	1987-88
	5/29 v South Australia, Adelaide	1988-89
	5/26 v South Australia, Perth	1988-89
	5/62 v New South Wales, Sydney	1989-90
	5/51 v Queensland, Brisbane	1991-92
Angel J	5/59 v West Indies, Perth	1992-93
	6/71 v Victoria, Perth	1992-93
	5/32 v New Zealand, Perth	1993-94
	5/108 v New Zealand, Perth	1993-94
	5/57 v New South Wales, Perth	1993-94
	5/59 v South Australia, Perth	1993-94
	5/62 v New South Wales, Perth	1994-95
	5/87 v Victoria, Perth	1994-95
	5/90 v Queensland, Brisbane	1995-96
	5/45 v Queensland, Perth	1995-96
	6/68 v Tasmania, Perth	1995-96
	5/64 v Victoria, Melbourne	1998-99
	6/64 v New South Wales, Sydney	1999-00
	5/78 v Tasmania, Perth	2000-01
	6/52 v Victoria, Perth	2001-02
	6/35 v Queensland, Perth	2002-03
Atkinson MP	5/92 v Tasmania, Perth	1997-98
Bandy DC	7/44 v Queensland, Brisbane	2006-07

Beer MA	7/46 v New South Wales, Perth	2011-12
Behrendorff JP	5/65 v New South Wales, Perth	2013-14
	5/105 v Queensland, Brisbane	2013-14
Bevan HG	6/106 v Victoria, Perth	1956-57
	5/55 v New Zealand, Perth	1961-62
	5/44 v Victoria, Melbourne	1961-62
	6/65 v NSW, Perth	1961-62
	6/22 v Queensland, Perth	1962-63
	6/93 v South Africa, Perth	1963-64
	5/68 Com XI v S Africa, Perth	1963-64
Bishop EG	* 5/60 v South Australia, Adelaide	1892-93
Blundell GR	5/59 v MCC, Perth	1924-25
Brayshaw IJ	5/66 v NSW, Sydney	1965-66
	5/74 v Queensland, Brisbane	1965-66
	6/48 v Queensland, Perth	1975-76
	5/59 v South Australia, Adelaide	1977-78
	6/29 v Victoria, Perth	1977-78
	5/26 v Victoria, Melbourne	1977-78
Breman TG	6/76 v Queensland, Perth	1985-86
Capes PA	5/95 v Tasmania, Perth	1988-89
	5/69 v Tasmania, Perth	1988-89
	5/74 v Queensland, Perth	1988-89
	6/92 v Pakistan, Perth	1989-90
Casson B	6/64 v South Australia, Adelaide	2002-03
	5/109 v Queensland, Perth	2003-04
	5/88 v Queensland, Brisbane	2005-06
Christian AH	5/132 v MCC, Perth	1907-08
	7/144 v South Australia, Fremantle	1908-09
	5/67 v South Australia, Perth	1908-09
	6/56 v South Australia, Perth	1908-09
	6/40 v NSW, Sydney	1912-13
Clark MW	5/47 v South Australia, Perth	2002-03
Clark WM	6/47 v South Australia, Adelaide	1978-79
	5/54 v Victoria, Melbourne	1978-79
	6/39 v Queensland, Perth	1978-79
	5/125 v South Australia, Perth	1982-83
Coulter-Nile NM	6/64 v Queensland, Brisbane	2012-13
	5/57 v Queensland, Perth	2010-11
Coyne TH	* 5/27 v South Australia, Perth	1905-06
Cumming KR	6/62 v Victoria, Perth	1947-48
Dorey BR	7/86 v Queensland, Brisbane	2005-06
	6/36 v Victoria, St Kilda	2005-06
	5/47 v New South Wales, Perth	2006-07
	5/82 v South Australia, Perth	2007-08
	5/37 v Tasmania, Hobart	2008-09
	5/60 v Queensland, Brisbane	2008-09
	5/104 v Victoria, Perth	2008-09
	6/28 v Queensland, Brisbane	2008-09
Duffield R	6/77 v New South Wales, Perth	2010-11
Duffy WV	5/124 v Victoria, Melbourne	1892-93
Dunn WP	5/71 v Victoria, Melbourne	1948-49
	6/26 v South Australia, Perth	1949-50
Edmondson BM	5/90 v South Australia, Perth	2003-04
	6/28 v Tasmania, Hobart	2006-07
	7/95 v Queensland, Brisbane	2007-08
Evans WA	5/37 v South Australia, Perth	1926-27
Eyres G	5/58 v South Australia, Adelaide	1937-38
	5/47 v Victoria, Perth	1938-39
Francis SG	* 5/94 v NSW, Sydney	1933-34
	5/49 v South Australia, Adelaide	1933-34
Gannon JB	6/107 v South Australia, Perth	1966-67
	5/97 v Victoria, Melbourne	1971-72

Gardiner GA	5/21 v Victoria, Melbourne	1937-38		5/87 v South Australia, Adelaide	1972-73
Gaunt RA	7/104 v NSW, Sydney	1956-57		5/58 v Victoria, Perth	1975-76
	5/77 v NSW, Perth	1957-58		7/41 v South Australia, Adelaide	1975-76
	5/116 v Queensland, Perth	1957-58		5/72 v South Australia, Adelaide	1975-76
	6/81 v Queensland, Brisbane	1958-59		5/68 v South Australia, Adelaide	1976-77
	5/52 v Queensland, Perth	1959-60		6/78 v Victoria, Perth	1976-77
Gorringe HR	8/56 v Queensland, Perth	1952-53		5/44 v South Australia, Perth	1976-77
	5/92 v South Australia, Adelaide	1954-55		5/37 v South Australia, Perth	1976-77
Halcombe RA	5/40 v Victoria, Perth	1938-39		6/94 v Queensland, Brisbane	1979-80
Heal AK	5/103 v Tasmania, Perth	2006-07		5/157 v Victoria, Perth	1980-81
	5/ 57 v Tasmania, Perth	2006-07		6/97 v Queensland, Brisbane	1980-81
Herbert MU	7/45 v India, Perth	1947-48		6/62 v NSW, Perth	1983-84
	5/82 v Victoria, Perth	1949-50	Lock GAR	5/63 v Victoria, Perth	1983-84
Hoare DE	6/85 v South Australia Adelaide	1958-59		7/53 v Victoria, Melbourne	1962-63
	5/103 v NSW, Perth	1958-59		5/90 v Victoria, Perth	1964-65
	6/89 v South Australia, Perth	1958-59		5/61 v Victoria, Melbourne	1965-66
	5/95 v Victoria, Melbourne	1959-60		5/118 v South Australia, Adelaide	1965-66
	6/18 v South Australia, Perth	1959-60		5/93 v South Australia, Perth	1965-66
	5/56 v West Indies, Perth	1960-61		5/77 v Victoria, Melbourne	1966-67
	6/76 v South Australia, Perth	1960-61		5/68 v NSW Perth	1966-67
	5/56 v Queensland, Perth	1960-61		6/85 v Queensland, Perth	1966-67
	5/98 v Queensland, Brisbane	1964-65		5/45 v Queensland, Brisbane	1967-68
	8/98 v NSW, Perth	1964-65		5/62 v Queensland, Perth	1967-68
	5/60 v MCC, Perth	1962-63		5/61 v Victoria, Melbourne	1967-68
Hogan MG	5/83 v South Australia, Perth	2009-10		5/36 v Victoria, Perth	1967-68
	6/70 v Tasmania, Hobart	2010-11		5/103 v Victoria, Perth	1968-69
	5/24 v South Australia, Perth	2011-12		7/61 v Queensland, Brisbane	1968-69
	5/30 v Tasmania, Perth	2011-12		5/104 v South Australia, Perth	1968-69
	5/40 v South Australia, Adelaide	2012-13		5/53 v Queensland, Brisbane	1969-70
	5/37 v Tasmania, Hobart	2013-14	McCague MJ *	5/105 v Victoria, St Kilda	1990-91
Hogan TG	6/91 v New South Wales, Sydney	1982-83	McKenzie GD	5/50 v NSW, Sydney	1961-62
	5/74 v Queensland, Brisbane	1982-83		6/101 v Victoria, Perth	1963-64
	5/31 v Victoria, Perth	1983-84		5/42 v Queensland, Perth	1964-65
	5/106 v Victoria, Perth	1984-85		6/100 v NSW, Perth	1965-66
	6/57 v Tasmania, Hobart	1987-88		5/53 v NSW, Perth	1967-68
	5/60 v Tasmania, Launceston	1989-90		5/81 v South Australia, Adelaide	1967-68
Hogg GB	5/59 v South Australia, Adelaide	1995-96	Macleay KH	5/51 v Queensland, Brisbane	1973-74
	5/126 v Victoria, Perth	1995-96		5/26 v Victoria, Perth	1982-83
	5/53 v New South Wales, Sydney	1999-00		5/12 v Queensland, Perth	1982-83
	6/44 v Tasmania, Perth	2004-05		5/54 v Tasmania, Perth	1984-85
	5/105 v Queensland, Perth	2006-07		5/115 v West Indies, Perth	1984-85
	6/69 v New South Wales, Sydney	2006-07		6/93 v NSW, Perth	1985-86
	5/77 v Queensland, Perth	2007-08		5/99 v Queensland, Perth	1987-88
	5/62 v Victoria, Melbourne	2007-08	Magoffin SJ	5/76 v Tasmania, Hobart	2004-05
Hubble JM	7/49 v Queensland, Perth	1972-73		8/47 v South Australia, Perth	2005-06
Inness MW	5/38 v Queensland, Perth	2007-08		5/53 v Tasmania, Hobart	2007-08
	6/83 v South Australia, Adelaide	2007-08		5/67 v Victoria, Perth	2007-08
	5/59 v South Australia, Perth	2007-08		6/66 v New South Wales, Perth	2008-09
Inverarity M *	6/162 v Victoria, Melbourne	1925-26		6/44 v Tasmania, Perth	2009-10
	6/179 v South Australia, Adelaide	1925-26	Malone MF	5/27 v Queensland, Brisbane	2009-10
	5/144 v South Africa, Perth	1931-32		5/72 v Queensland, Perth	1975-76
Johnson MG	5/35 v Victoria, Melbourne	2010-11		5/28 v Victoria, Melbourne	1975-76
	5/69 v Tasmania, Perth	2011-12		5/68 v South Australia, Adelaide	1976-77
Julian BP	5/26 v Tasmania, Hobart	1991-92		6/33 v Victoria, Melbourne	1976-77
	5/72 v West Indies, Perth	1992-93		5/45 v Queensland, Perth	1976-77
	5/84 v Victoria, St Kilda	1992-93		5/51 v NSW, Perth	1976-77
	5/103 v Queensland, Perth	1992-93		5/83 v Queensland, Brisbane	1979-80
	5/34 v NSW, Perth	1993-94	Mann AL	5/34 v NSW, Perth	1969-70
	5/58 v NSW, Perth	1994-95		5/65 v Queensland, Perth	1969-70
	5/59 v Tasmania, Perth	1994-95		5/88 v Victoria, Perth	1969-70
	5/63 v Tasmania, Perth	1994-95		6/94 v South Australia, Adelaide	1974-75
	5/70 v South Australia, Adelaide	1995-96		5/43 v Tasmania, Perth	1977-78
	5/58 v NSW, Sydney	1995-96	Marks VJ	5/55 v Victoria, Perth	1986-87
	5/95 v South Australia, Adelaide	1995-96	Marsh MR	6/84 v Queensland, Perth	2011-12
	5/98 v South Australia, Adelaide	1996-97	Matthews CD	5/23 v Victoria, Perth	1985-86
	7/48 v Victoria, Melbourne	1996-97		5/40 v New South Wales, Perth	1985-86
	7/39 v New South Wales, Sydney	1997-98		6/75 v NSW, Perth	1986-87
	6/45 v South Australia, Perth	1997-98		6/84 v Victoria, Perth	1986-87
Lillee DK	7/36 v South Australia, Perth	1969-70		6/46 v Tasmania, Perth	1986-87
	5/65 v NSW, Perth	1970-71		6/56 v New South Wales, Perth	1987-88
	6/24 v Queensland, Brisbane	1971-72		6/77 v Tasmania, Hobart	1987-88
	5/75 v Victoria, Perth	1971-72		8/101 v Queensland, Perth	1987-88
	6/30 v Pakistan, Perth	1972-73		5/84 v West Indies, Perth	1988-89
	6/43 v NSW, Sydney	1972-73		5/72 v Queensland, Brisbane	1989-90
				6/81 v New South Wales, Perth	1989-90

	7/22 v Pakistan, Perth	1989-90		5/55 v Tasmania, Hobart	1991-92
	6/48 v Tasmania, Hobart	1990-91		5/34 v Victoria, Perth	1993-94
	5/66 v England, Perth	1990-91		5/36 v Victoria, Perth	1995-96
Mayne LC	* 7/75 v NSW, Perth	1961-62	Rimmington NJ	5/46 v Victoria, Perth	2011-12
	5/139 v NSW, Perth	1963-64	Selk RA	7/108 v South Australia, Perth	1905-06
	5/43 v Queensland, Brisbane	1967-68		5/19 v South Australia, Perth	1905-06
	6/59 v NSW, Sydney	1967-68		5/103 v South Australia, Fremantle	1905-06
	5/56 v Victoria, Melbourne	1967-68		8/28 v Victoria, Fremantle	1909-10
Moody TM	7/43 v Victoria, Perth	1990-91		5/49 v Victoria, Fremantle	1909-10
	7/38 v Tasmania, Hobart	1995-96		5/73 v Victoria, Perth	1909-10
	7/41 v Tasmania, Hobart	1996-97	Simpson RB	5/45 v NSW, Perth	1959-60
	5/20 v South Australia, Perth	1997-98			
	5/26 v NSW, Perth	2000-01	Strauss RB	7/75 v South Africa, Perth	1952-53
Mulder B	6/125 v Victoria, Melbourne	1985-86		7/59 v South Australia, Adelaide	1956-57
	6/65 v NSW, Perth	1996-97		5/47 v Victoria, Melbourne	1956-57
	5/2 v NSW, Perth	1996-97		6/66 v NSW, Sydney	1956-57
Nicholls PA	* 5/68 v South Australia, Adelaide	1971-72		5/51 v South Australia, Perth	1957-58
Nicholson MJ	7/77 v England, Perth	1998-99		5/39 v Victoria, Perth	1958-59
	5/49 v South Australia, Perth	1998-99		5/79 v Queensland, Perth	1958-59
	5/75 v Tasmania, Hobart	1998-99		5/99 v Com XI v MCC, Perth	1958-59
	5/68v South Africa,Perth	2001-02		5/100 v Queensland, Brisbane	1959-60
O'Dwyer TE	5/47 v South Australia, Perth	1947-48	Swan GG	* 5/54 v South Australia, Perth	1999-00
	7/79 v Queensland, Brisbane	1947-48	Taaffe FH	5/89 v NSW, Perth	1922-23
	6/164 v NSW, Perth	1948-49	Watson GD	5/68 v Victoria, Perth	1972-73
Outridge TM	5/78 v Victoria, Melbourne	1952-53		5/68 v Queensland, Perth	1972-73
Paulsen RG	6/106 v NSW, Sydney	1974-75		5/53 v NSW, Perth	1973-74
	7/41 v MCC, Perth	1974-75		5/69 v South Australia, Perth	1973-74
	8/71 v West Indies, Perth	1975-76	Williams BA	* 6/74 v Victoria, Perth	1999-00
Preen AT	6/97 v Victoria, Melbourne	1955-56		5/49 v South Australia, Adelaide	1999-00
Price RH	5/68 v Queensland, Perth	1950-51		5/79 v Victoria, Melbourne	1999-00
	5/49 v Queensland, Perth	1950-51		5/86 v Queensland, Brisbane	1999-00
	5/70 v NSW, Sydney	1951-52		5/38 v Queensland, Perth	1999-00
	5/83 v Victoria, Perth	1953-54		5/38 v South Australia, Adelaide	2002-03
Puckett CW	5/126 v MCC, Perth	1946-47	Wilson P	* 6/76 v Victoria, Perth	2002-03
	6/48 v Queensland, Brisbane	1947-48	Worthington PC	6/59 v South Australia, Perth	2003-04
	5/56 v India Perth	1947-48	Yardley B	6/62 v NSW, Sydney	1976-77
	6/78 v India, Perth	1947-48		7/44 v South Australia, Adelaide	1977-78
	5/71 v Queensland, Perth	1948-49		5/54 v England, Perth	1978-79
	5/136 v Victoria, Melbourne	1948-49		5/61 v Victoria, Melbourne	1978-79
	5/95 v NSW, Sydney	1949-50		5/65 v Queensland, Perth	1978-79
	6/68 v Queensland, Brisbane	1949-50		5/27 v South Australia, Perth	1978-79
	5/80 v Victoria, Perth	1949-50		5/112 v Victoria, Perth	1980-81
	5/114 v Victoria, Perth	1949-50		7/62 v Tasmania, Devonport	1980-81
	6/35 v South Australia, Perth	1951-52		5/85 v South Australia, Perth	1980-81
	5/45 v West Indies, Perth	1951-52		5/41 v Tasmania, Devonport	1982-83
	5/119 v South Africa, Perth	1952-53		5/68 v Tasmania, Devonport	1982-83
Reid BA	6/54 v Tasmania, Perth	1985-86	Zimbulis AG	5/117 v Tasmania, Perth	1982-83
	5/34 v South Australia, Perth	1987-88		5/60 v Victoria, Melbourne	1937-38
	6/94 v South Australia, Adelaide	1990-91	Zoehrer TJ	5/58 v South Australia, Adelaide	1991-92
	5/49 v South Australia, Adelaide	1990-91			

\* denotes 5 wickets in an innings on debut for WA

FIVE WICKETS IN AN INNINGS AT EACH VENUE											
OPPONENTS	VENUES										
	Perth	St Kilda	Sydney	Brisbane	Adelaide	Canberra	Fremantle	Hobart	Launceston	Devonport	Melbourne
New South Wales	38		20			1					59
Queensland	38			30							68
South Australia	41				33		2				76
Tasmania	18							15	1	3	37
Victoria	43	1					2				29
England (MCC)	11										11
India	3										3
New Zealand	3										3
Pakistan	3										3
South Africa	5										5
West Indies	8										8
TOTALS	210	2	20	30	33	1	4	15	1	3	29
											349

# FIVE WICKETS OR MORE IN AN INNINGS

10/44	IJ Brayshaw	v Victoria, Perth	1967-68	6/59	PC Worthington	v South Australia, Perth	2003-04
8/28	RA Selk	v Victoria, Fremantle	1909-10	6/62	KR Cumming	v Victoria, Perth	1947-48
8/47	SJ Magoffin	v South Australia, Perth	2005-06	6/62	DK Lillee	v New South Wales, Perth	1983-84
8/56	HR Gorringe	v Queensland, Perth	1952-53	6/62	B Yardley	v New South Wales, Sydney	1976-77
8/71	RG Paulsen	v West Indies, Perth	1975-76	6/63	TM Alderman	v South Australia, Perth	1978-79
8/98	DE Hoare	v New South Wales, Perth	1964-65	6/64	J Angel	v New South Wales, Sydney	1999-00
8/101	CD Matthews	v Queensland, Perth	1987-88	6/64	B Casson	v South Australia, Adelaide	2002-03
7/22	CD Matthews	v Pakistan, Perth	1989-90	6/64	NM Coulter-Nile	v Queensland, Brisbane	2012-13
7/28	TM Alderman	v New South Wales, Perth	1981-82	6/65	HG Bevan	v New South Wales, Perth	1961-62
7/36	DK Lillee	v South Australia, Perth	1969-70	6/65	B Mulder	v New South Wales, Perth	1996-97
7/38	TM Moody	v Tasmania, Hobart	1995-96	6/66	RB Strauss	v New South Wales, Sydney	1956-57
7/39	BP Julian	v New South Wales, Sydney	1997-98	6/66	SJ Magoffin	v New South Wales, Perth	2008-09
7/41	DK Lillee	v South Australia, Adelaide	1975-76	6/68	CW Puckett	v Queensland, Brisbane	1949-50
7/41	RG Paulsen	v MCC, Perth	1974-75	6/68	J Angel	v Tasmania, Perth	1995-96
7/41	TM Moody	v Tasmania, Hobart	1996-97	6/69	GB Hogg	v New South Wales, Sydney	2006-07
7/43	TM Moody	v Victoria, Perth	1990-91	6/70	MG Hogan	v Tasmania, Hobart	2010-11
7/44	B Yardley	v South Australia, Adelaide	1977-78	6/71	J Angel	v Victoria, Perth	1992-93
7/44	DC Bandy	v Queensland, Brisbane	2006-07	6/74	BA Williams	v Victoria, Perth	1999-00
7/45	MU Herbert	v India, Perth	1947-48	6/75	CD Matthews	v New South Wales, Perth	1986-87
7/46	MA Beer	v NSW, Perth	2011-12	6/76	TG Brehan	v Queensland, Perth	1985-86
7/48	BP Julian	v Victoria, Melbourne	1996-97	6/76	DE Hoare	v South Australia, Perth	1960-61
7/49	TM Alderman	v South Australia, Perth	1981-82	6/76	P Wilson	v Victoria, Perth	2002-03
7/49	JM Hubble	v Queensland, Perth	1972-73	6/77	CD Matthews	v Tasmania, Hobart	1987-88
7/53	GAR Lock	v Victoria, Melbourne	1962-63	6/77	R Duffield	v New South Wales, Perth	2010-11
7/59	TM Alderman	v New South Wales, Perth	1981-82	6/78	DK Lillee	v Victoria, Perth	1976-77
7/59	RB Strauss	v South Australia, Adelaide	1956-57	6/78	CD Puckett	v India, Perth	1947-48
7/61	GAR Lock	v Queensland, Brisbane	1968-69	6/80	TM Alderman	v Queensland, Perth	1979-80
7/62	B Yardley	v Tasmania, Devonport	1980-81	6/81	RA Gaunt	v Queensland, Brisbane	1958-59
7/75	LC Mayne	v New South Wales, Perth	1961-62	6/81	CD Matthews	v New South Wales, Perth	1989-90
7/75	RB Strauss	v South Africa, Perth	1952-53	6/83	MW Inness	v South Australia, Adelaide	2007-08
7/77	MJ Nicholson	v England, Perth	1998-99	6/84	CD Matthews	v Victoria, Perth	1986-87
7/79	TE O'Dwyer	v Queensland, Brisbane	1947-48	6/84	MR Marsh	v Queensland, Perth	2011-12
7/86	BR Dorey	v Queensland, Brisbane	2005-06	6/85	DE Hoare	v South Australia, Adelaide	1958-59
7/95	BM Edmondson	v Queensland, Brisbane	2007-08	6/85	GAR Lock	v Queensland, Perth	1966-67
7/104	RA Gaunt	v New South Wales, Sydney	1956-57	6/89	DE Hoare	v South Australia, Perth	1958-59
7/108	RA Selk	v South Australia, Perth	1905-06	6/91	TG Hogan	v New South Wales, Sydney	1982-83
7/144	AH Christian	v South Australia, Fremantle	1908-09	6/91	TM Alderman	v Queensland, Perth	1987-88
6/18	DE Hoare	v South Australia, Perth	1959-60	6/92	PA Capes	v Pakistan, Perth	1989-90
6/22	HG Bevan	v Queensland, Perth	1962-63	6/93	HG Bevan	v South Africa, Perth	1963-64
6/24	DK Lillee	v Queensland, Brisbane	1971-72	6/93	KH Macleay	v New South Wales, Perth	1985-86
6/26	WP Dunn	v South Australia, Perth	1949-50	6/94	DK Lillee	v Queensland, Brisbane	1979-80
6/28	BM Edmondson	v Tasmania, Hobart	2006-07	6/94	AL Mann	v South Australia, Adelaide	1974-75
6/28	BR Dorey	v Queensland, Brisbane	2008-09	6/94	BA Reid	v South Australia, Adelaide	1990-91
6/29	IJ Brayshaw	v Victoria, Perth	1977-78	6/97	DK Lillee	v Queensland, Brisbane	1980-81
6/30	DK Lillee	v Pakistan, Perth	1972-73	6/97	AT Preen	v Victoria, Melbourne	1955-56
6/33	MF Malone	v Victoria, Melbourne	1976-77	6/100	GD McKenzie	v New South Wales, Perth	1965-66
6/35	CW Puckett	v South Australia, Perth	1951-52	6/101	GD McKenzie	v Victoria, Perth	1963-64
6/35	J Angel	v Queensland, Perth	2002-03	6/106	HG Bevan	v Victoria, Perth	1956-57
6/36	BR Dorey	v Victoria, St Kilda	2005-06	6/106	RG Paulsen	v New South Wales, Sydney	1974-75
6/39	WM Clark	v Queensland, Perth	1978-79	6/107	JB Gannon	v South Australia, Perth	1966-67
6/40	AH Christian	v New South Wales, Sydney	1912-13	6/109	TM Alderman	v South Australia, Perth	1984-85
6/42	TM Alderman	v Queensland, Perth	1984-85	6/125	B Mulder	v Victoria, Melbourne	1985-86
6/43	DK Lillee	v New South Wales, Sydney	1972-73	6/162	M Inverarity	v Victoria, Melbourne	1925-26
6/44	GB Hogg	v Tasmania, Perth	2004-05	6/164	TE O'Dwyer	v New South Wales, Perth	1948-49
6/44	SJ Magoffin	v Tasmania, Perth	2009-10	6/179	M Inverarity	v South Australia, Adelaide	1925-26
6/45	BP Julian	v South Australia, Perth	1997-98	5/2	B Mulder	v New South Wales, Perth	1996-97
6/46	CD Matthews	v Tasmania, Perth	1986-87	5/12	KH Macleay	v Queensland, Perth	1982-83
6/47	WM Clark	v South Australia, Adelaide	1978-79	5/19	RA Selk	v South Australia, Perth	1905-06
6/48	IJ Brayshaw	v Queensland, Perth	1975-76	5/20	TM Moody	v South Australia, Perth	1997-98
6/48	CD Matthews	v Tasmania, Hobart	1990-91	5/21	GA Gardiner	v Victoria, Melbourne	1937-38
6/48	CW Puckett	v Queensland, Brisbane	1947-48	5/23	CD Matthews	v Victoria, Perth	1985-86
6/52	J Angel	v Victoria, Perth	2001-02	5/24	MG Hogan	v South Australia, Perth	2011-12
6/54	BA Reid	v Tasmania, Perth	1985-86	5/26	TM Alderman	v South Australia, Perth	1988-89
6/55	BA Reid	v Tasmania, Hobart	1991-92	5/26	IJ Brayshaw	v Victoria, Melbourne	1977-78
6/56	AH Christian	v South Australia, Perth	1908-09	5/26	BP Julian	v Tasmania, Hobart	1991-92
6/56	CD Matthews	v New South Wales, Perth	1987-88	5/26	KH Macleay	v Victoria, Perth	1982-83
6/57	TG Hogan	v Tasmania, Hobart	1987-88	5/26	TM Moody	v New South Wales, Perth	2000-01
6/59	LC Mayne	v New South Wales, Sydney	1967-68	5/27	TH Coyne	v South Australia, Perth	1905-06

5/27	B Yardley	v South Australia, Perth	1978-79	5/45	CW Puckett	v West Indies, Perth	1951-52
5/27	SJ Magoffin	v Queensland, Brisbane	2009-10	5/45	RB Simpson	v New South Wales, Perth	1959-60
5/28	MF Malone	v Victoria, Melbourne	1975-76	5/45	J Angel	v Queensland, Perth	1995-96
5/29	TM Alderman	v South Australia, Adelaide	1988-89	5/46	NJ Rimmington	v Victoria, Perth	2011-12
5/30	MG Hogan	v Tasmania, Perth	2011-12	5/47	TM Alderman	v West Indies, Perth	1979-80
5/31	TG Hogan	v Victoria, Perth	1983-84	5/47	G Eyres	v Victoria, Perth	1938-39
5/32	J Angel	v New Zealand, Perth	1993-94	5/47	TE O'Dwyer	v South Australia, Perth	1947-48
5/34	AL Mann	v New South Wales, Perth	1969-70	5/47	RB Strauss	v Victoria, Melbourne	1956-57
5/34	BA Reid	v South Australia, Perth	1987-88	5/47	MW Clark	v South Australia, Perth	2002-03
5/34	BP Julian	v New South Wales, Perth	1993-94	5/47	BR Dorey	v New South Wales, Perth	2006-07
5/35	TM Alderman	v New South Wales, Perth	1987-88	5/48	BA Williams	v Tasmania, Hobart	2002-03
5/35	MG Johnson	v Victoria, Melbourne	2010-11	5/49	SG Francis	v South Australia, Adelaide	1933-34
5/36	GAR Lock	v Victoria, Perth	1967-68	5/49	RH Price	v Queensland, Perth	1950-51
5/36	BA Reid	v Victoria, Perth	1995-96	5/49	BA Reid	v South Australia, Adelaide	1990-91
5/37	WA Evans	v South Australia, Perth	1926-27	5/49	RA Selk	v Victoria, Fremantle	1909-10
5/37	DK Lillee	v South Australia, Perth	1976-77	5/49	MJ Nicholson	v South Australia, Perth	1998-99
5/37	BR Dorey	v Tasmania, Hobart	2008-09	5/49	BA Williams	v South Australia, Adelaide	1999-00
5/37	MG Hogan	v Tasmania, Hobart	2013-14	5/50	GD McKenzie	v New South Wales, Sydney	1961-62
5/38	BA Williams	v Queensland, Perth	1999-00	5/51	GD McKenzie	v Queensland, Brisbane	1973-74
5/38	BA Williams	v South Australia, Adelaide	2002-03	5/51	MF Malone	v New South Wales, Perth	1976-77
5/38	MW Inness	v Queensland, Perth	2007-08	5/51	RB Strauss	v South Australia, Perth	1957-58
5/39	RB Strauss	v Victoria, Perth	1958-59	5/51	TM Alderrman	v Queensland, Brisbane	1991-92
5/40	RA Halcombe	v Victoria, Perth	1938-39	5/52	RA Gaunt	v Queensland, Perth	1959-60
5/40	CD Matthews	v New South Wales, Perth	1985-86	5/53	GB Hogg	v New South Wales, Sydney	1999-00
5/40	MG Hogan	v South Australia, Adelaide	2012-13	5/53	GAR Lock	v Queensland, Brisbane	1969-70
5/41	B Yardley	v Tasmania, Devonport	1982-83	5/53	GD McKenzie	v New South Wales, Perth	1967-68
5/42	GD McKenzie	v Queensland, Perth	1964-65	5/53	GD Watson	v New South Wales, Perth	1973-74
5/43	AL Mann	v Tasmania, Perth	1977-78	5/53	SJ Magoffin	v Tasmania, Hobart	2007-08
5/43	LC Mayne	v Queensland, Brisbane	1967-68	5/54	WM Clark	v Victoria, Melbourne	1978-79
5/44	HG Bevan	v Victoria, Melbourne	1961-62	5/54	KH Macleay	v Tasmania, Perth	1984-85
5/44	DK Lillee	v South Australia Perth	1976-77	5/54	GG Swan	v South Australia, Perth	1999-00
5/45	GAR Lock	v Queensland, Brisbane	1967-68	5/54	B Yardley	v England, Perth	1978-79
5/45	MF Malone	v Queensland, Perth	1976-77	5/55	HG Bevan	v New Zealand, Perth	1961-62



Jason Behrendorff celebrates a wicket in the Sheffield Shield Final in Canberra.

5/55	VJ Marks	v Victoria, Perth	1986-87	5/75	MJ Nicholson	v Tasmania, Hobart	1998-99
5/56	DE Hoare	v West Indies, Perth	1960-61	5/76	SJ Magoffin	v Tasmania, Hobart	2004-05
5/56	DE Hoare	v Queensland, Perth	1960-61	5/77	RA Gaunt	v New South Wales, Perth	1957-58
5/56	LC Mayne	v Victoria, Melbourne	1967-68	5/77	GAR Lock	v Victoria, Melbourne	1966-67
5/56	CW Puckett	v India, Perth	1947-48	5/77	GB Hogg	v Queensland, Perth	2007-08
5/57	J Angel	v New South Wales, Perth	1993-94	5/78	J Angel	v Tasmania, Perth	2000-01
5/57	AK Heal	v Tasmania, Perth	2006-07	5/78	TM Outridge	v Victoria, Melbourne	1952-53
5/57	NM Coulter-Nile	v Queensland, Perth	2010-11	5/79	TM Alderman	v Victoria, Perth	1983-84
5/58	G Eyres	v South Australia, Adelaide	1937-38	5/79	RB Strauss	v Queensland, Perth	1958-59
5/58	DK Lillie	v Victoria, Perth	1975-76	5/79	BA Williams	v Victoria, Melbourne	1999-00
5/58	TJ Zoehrer	v South Australia, Adelaide	1991-92	5/80	CW Puckett	v Victoria, Perth	1949-50
5/58	BP Julian	v New South Wales, Perth	1994-95	5/81	GD McKenzie	v South Australia, Adelaide	1967-68
5/58	BP Julian	v New South Wales, Sydney	1995-96	5/82	MU Herbert	v Victoria, Perth	1949-50
5/59	GR Blundell	v MCC, Perth	1924-25	5/82	BR Dorey	v South Australia, Perth	2007-08
5/59	IJ Brayshaw	v South Australia, Adelaide	1977-78	5/83	MF Malone	v Queensland, Brisbane	1979-80
5/59	J Angel	v West Indies, Perth	1992-93	5/83	RH Price	v Victoria, Perth	1953-54
5/59	J Angel	v South Australia, Perth	1993-94	5/83	MG Hogan	v South Australia, Perth	2009-10
5/59	BP Julian	v Tasmania, Perth	1994-95	5/84	CD Matthews	v West Indies, Perth	1988-89
5/59	GB Hogg	v South Australia, Adelaide	1995-96	5/84	BP Julian	v Victoria, St Kilda	1992-93
5/59	MW Inness	v South Australia, Perth	2007-08	5/85	B Yardley	v South Australia, Perth	1980-81
5/60	EG Bishop	v South Australia, Adelaide	1892-93	5/86	BA Williams	v Queensland, Brisbane	1999-00
5/60	DE Hoare	v MCC, Perth	1962-63	5/87	DK Lillie	v South Australia, Adelaide	1972-73
5/60	TG Hogan	v Tasmania, Launceston	1989-90	5/87	J Angel	v Victoria, Perth	1994-95
5/60	AG Zimbulis	v Victoria, Melbourne	1937-38	5/88	B Casson	v Queensland, Brisbane	2005-06
5/60	BR Dorey	v Queensland, Brisbane	2008-09	5/88	AL Mann	v Victoria, Perth	1969-70
5/61	GAR Lock	v Victoria, Melbourne	1965-66	5/89	FH Taaffe	v New South Wales, Perth	1922-23
5/61	GAR Lock	v Victoria, Melbourne	1967-68	5/90	GAR Lock	v Victoria, Perth	1964-65
5/61	B Yardley	v Victoria, Melbourne	1978-79	5/90	J Angel	v Queensland, Brisbane	1995-96
5/62	TM Alderman	v New South Wales, Sydney	1989-90	5/90	BM Edmondson	v South Australia, Perth	2003-04
5/62	GAR Lock	v Queensland, Perth	1967-68	5/92	HR Gorringer	v South Australia, Adelaide	1954-55
5/62	J Angel	v New South Wales, Perth	1994-95	5/92	MP Atkinson	v Tasmania, Perth	1997-98
5/62	GB Hogg	v Victoria, Melbourne	2007-08	5/93	GAR Lock	v South Australia, Perth	1965-66
5/63	TM Alderman	v England, Perth	1982-83	5/94	SG Francis	v New South Wales, Sydney	1933-34
5/63	DK Lillie	v Victoria, Perth	1983-84	5/95	PA Capes	v Tasmania, Perth	1988-89
5/63	BP Julian	v Tasmania, Perth	1994-95	5/95	DE Hoare	v Victoria, Melbourne	1959-60
5/64	J Angel	v Victoria, Melbourne	1998-99	5/95	CW Puckett	v New South Wales, Sydney	1949-50
5/65	TM Alderman	v New South Wales, Sydney	1974-75	5/95	BP Julian	v South Australia, Adelaide	1995-96
5/65	TM Alderman	v New South Wales, Perth	1976-77	5/97	JB Gannon	v Victoria, Melbourne	1971-72
5/65	TM Alderman	v Victoria, Perth	1982-83	5/98	DE Hoare	v Queensland, Brisbane	1964-65
5/65	DK Lillie	v New South Wales, Perth	1970-71	5/98	BP Julian	v South Australia, Adelaide	1996-97
5/65	AL Mann	v Queensland, Perth	1969-70	5/99	KH Macleay	v Queensland, Perth	1987-88
5/65	B Yardley	v Queensland, Perth	1978-79	5/99	RB Strauss	v MCC, Perth	1958-59
5/65	AC Agar	v South Australia, Adelaide	2012-13	5/100	RB Strauss	v Queensland, Brisbane	1959-60
5/65	JP Behrendorff	v New South Wales, Perth	2013-14	5/103	RA Selk	v South Australia, Fremantle	1905-06
5/66	Il Brayshaw	v New South Wales, Sydney	1965-66	5/103	DE Hoare	v New South Wales, Perth	1958-59
5/66	CD Mathews	v England, Perth	1990-91	5/103	GAR Lock	v Victoria, Perth	1968-69
5/67	TM Alderman	v England, Perth	1982-83	5/103	BP Julian	v Queensland, Perth	1992-93
5/67	AH Christian	v South Australia, Perth	1908-09	5/103	AK Heal	v Tasmania, Perth	2006-07
5/67	SJ Magoffin	v Victoria, Perth	2007-08	5/104	GAR Lock	v South Australia, Perth	1968-69
5/68	HG Bevan	v South Africa, Perth	1963-64	5/104	BR Dorey	v Victoria, Perth	2008-09
5/68	DK Lillie	v South Australia, Adelaide	1976-77	5/105	MJ McCague	v Victoria, Melbourne	1990-91
5/68	GAR Lock	v New South Wales, Perth	1966-67	5/105	GB Hogg	v Queensland, Perth	2006-07
5/68	MF Malone	v South Australia, Adelaide	1976-77	5/105	JP Behrendorff	v Queensland, Brisbane	2013-14
5/68	PA Nicholls	v South Australia, Adelaide	1971-72	5/106	TG Hogan	v Victoria, Perth	1984-85
5/68	RH Price	v Queensland, Perth	1950-51	5/108	J Angel	v New Zealand, Perth	1993-94
5/68	GD Watson	v Victoria, Perth	1972-73	5/109	B Casson	v Queensland, Perth	2003-04
5/68	GD Watson	v Queensland, Perth	1972-73	5/112	B Yardley	v Victoria, Perth	1980-81
5/68	B Yardley	v Tasmania, Devonport	1982-83	5/114	CW Puckett	v Victoria, Perth	1949-50
5/68	MJ Nicholson	v South Africa, Perth	2001-02	5/115	KH Macleay	v West Indies, Perth	1984-85
5/69	PA Capes	v Tasmania, Perth	1988-89	5/116	RA Gaunt	v Queensland, Perth	1957-58
5/69	GD Watson	v South Australia, Perth	1973-74	5/117	B Yardley	v Tasmania, Perth	1982-83
5/69	MG Johnson	v Tasmania, Perth	2011-12	5/118	GAR Lock	v South Australia, Adelaide	1965-66
5/70	RH Price	v New South Wales, Sydney	1951-52	5/119	CW Puckett	v South Africa, Perth	1952-53
5/70	BP Julian	v South Australia, Adelaide	1995-96	5/124	WM Duffy	v Victoria, Melbourne	1892-93
5/71	WP Dunn	v Victoria, Melbourne	1948-49	5/125	WM Clark	v South Australia, Perth	1991-92
5/71	CW Puckett	v Queensland, Perth	1948-49	5/126	CW Puckett	v MCC, Perth	1946-47
5/72	DK Lillie	v South Australia, Adelaide	1975-76	5/126	GB Hogg	v Victoria, Perth	1995-96
5/72	MF Malone	v Queensland, Perth	1975-76	5/132	AH Christian	v MCC, Perth	1907-08
5/72	CD Matthews	v Queensland, Brisbane	1989-90	5/136	CW Puckett	v Victoria, Melbourne	1948-49
5/72	BP Julian	v West Indies, Perth	1992-93	5/139	LC Mayne	v New South Wales, Perth	1963-64
5/73	RA Selk	v Victoria, Perth	1909-10	5/144	M Inverarity	v South Africa, Perth	1931-32
5/74	IJ Brayshaw	v Queensland, Brisbane	1965-66	5/157	DK Lillie	v Victoria, Perth	1980-81
5/74	PA Capes	v Queensland, Perth	1988-89				
5/74	TG Hogan	v Queensland, Brisbane	1982-83				
5/74	AC Agar	v New South Wales, Canberra	2013-14				
5/75	DK Lillie	v Victoria, Perth	1971-72				



Adam Voges raises his bat after notching up a century for WA.

#### FIRST CLASS CENTURIES IN EACH INNINGS

Edwards AR	103 & 105 v Queensland, Perth	1950-51
Kelly PC	119 & 108* v MCC, Perth	1965-66
Martyn DR	133* & 112 v Queensland, Brisbane	1992-93
Moody TM	162 & 155 v South Australia, Perth	1988-89
Rogers CJL	101* & 102* v South Australia Perth	2001-02
North MJ	110 & 143* v South Australia, Perth	2005-06
North MJ	103 & 141 v Victoria, Perth	2008-09

#### FIRST CLASS CENTURIES

Alexander FJ	105 v New South Wales, Sydney	1937-38
Andrews WS	139 v New South Wales Perth	1985-86
	* 124 v Victoria, Melbourne	1986-87
	116 v Tasmania, Perth	1986-87
	121 v Tasmania, Perth	1988-89
	103 v Victoria, St Kilda	1989-90
Baker RM	* 111 v Tasmania, Perth	1998-99
Barrass AEO	d 113 v Victoria, Perth	1938-39
Becker GC	130 v New South Wales, Perth	1964-65
	195 v India, Perth	1967-68
	112 v Queensland, Brisbane	1968-69
Brayshaw IJ	104 v New South Wales, Sydney	1966-67
	160 v New Zealand, Perth	1973-74
	* 100 v West Indies, Perth	1975-76
Bryant FJ	* 113 v Victoria, Perth	1927-28
	115 v Victoria, Melbourne	1933-34
Bryant RJ	103 v Victoria, Melbourne	1933-34
Buttsworth FR	100 v Victoria, Perth	1921-22
Campbell RJ	113 v Victoria, Melbourne	1996-97
	177 v New South Wales, Sydney	1997-98
	100 v Victoria, Perth	1997-98
	104 v Tasmania, Perth	1997-98
	146 v England, Perth	1998-99
	111 v Tasmania, Hobart	1999-00
	203 v Queensland, Perth	1999-00
	121 v New South Wales Perth	2001-02
	134 v Tasmania, Hobart	2003-04
	144 v Queensland, Perth	2004-05
	122 v South Australia, Adelaide	2005-06

Carmody DK  
Chadwick D

Carmody DK	b	198 v South Australia, Perth	1947-48
Chadwick D	d	129 v Queensland, Brisbane	1963-64
		114 v Victoria, Melbourne	1963-64
		130 v Victoria, Melbourne	1964-65
		110 v South Australia, Adelaide	1965-66
		110 v New South Wales Sydney	1968-69
		104 v South Australia, Perth	1968-69
		119 v Queensland, Perth	1969-70
		117 v Victoria, Perth	1969-70
		137 v Queensland, Brisbane	1970-71
		122 v Queensland, Brisbane	1949-50
Charlesworth L		101 v South Australia, Adelaide	1978-79
Charlesworth RI		151 v Tasmania, Launceston	1983-84
Clements SC		116 v New South Wales, Sydney	2007-08
Davis LM			

Dighton MG  
Driver WG  
Edwards AR

* 182 v Queensland, Perth	1999-00
109 v Queensland, Brisbane	1949-50
104 v Victoria, Perth	1947-48
103 v Queensland, Perth	1950-51
105 v Queensland, Perth	1950-51

Edwards R

* 117 v New South Wales, Sydney	1968-69
127 v Victoria, Perth	1969-70
119 v Queensland, Perth	1970-71
115 v New South Wales, Perth	1970-71
121 v Victoria, Melbourne	1971-72
152 v Victoria, Perth	1971-72
149 v New South Wales, Sydney	1971-72
143 v World XI, Perth	1971-72
158 v Victoria, Melbourne	1972-73
100 v Victoria, Melbourne	1973-74
147 v South Australia, Perth	1973-74
122 v South Australia, Perth	1973-74
153 v New South Wales, Sydney	1974-75

Edwards WJ

Edwards WJ	122 v South Australia, Perth	1973-74
	153 v New South Wales, Sydney	1974-75
Frankish RR	104 v Victoria, Perth	1949-50
Gartrell KB	102 v Victoria, Melbourne	1962-63
Gartrell RB	104 v Tasmania, Hobart	1985-86
Gilchrist AC	126 v South Australia, Adelaide	1994-95

Gonnella P Goodwin MW	* 189 v South Australia, Adelaide	1995-96	Irvine JT	143 v Queensland, Perth	1973-74	
	* 108 v West Indies, Perth	1996-97		125 v New South Wales, Sydney	1977-78	
	* 203 v South Australia, Perth	1997-98		187 v New South Wales, Sydney	1978-79	
	109 v Victoria, Perth	1997-98		* 124 v Tasmania, Devonport	1978-79	
	* 104 v Queensland, Brisbane	1998-99		120 v New South Wales, Sydney	1967-68	
	125 v New South Wales, Sydney	1998-99		128 v New South Wales, Sydney	1968-69	
	102 v South Australia, Adelaide	2000-01		182 v South Australia, Perth	1968-69	
	* 109 v Queensland, Perth	2000-01		Johnston MG	* 121 v Victoria, Melbourne	2010-11
	134 v Tasmania, Hobart	1985-86		Julian BP	* 121 v Victoria, Melbourne	1997-98
	127 v Queensland, Perth	1996-97			124 v Tasmania, Perth	1997-98
Harburn CM Harris MS	141 v Tasmania, Perth	2001-02	Kanhai RB	135 v South Australia, Adelaide	1961-62	
	176 v Tasmania, Perth	2002-03	Retired hurt	108 v Queensland, Perth	1961-62	
	164 v South Australia, Adelaide	2002-03	Katich SM	106 v England, Perth	1998-99	
	* 201 v New South Wales, Sydney	2003-04		* 154 v Tasmania, Hobart	1998-99	
	* 104 v Tasmania, Perth	2003-04		115 v Queensland, Brisbane	1998-99	
	156 v Queensland, Perth	2003-04		113 v Queensland, Brisbane	1998-99	
	119 v Queensland, Brisbane	2003-04		* 120 v Victoria, Perth	1998-99	
	130 v Victoria, St Kilda	2004-05		* 105 v Queensland, Perth	2000-01	
	138 v Tasmania, Hobart	2004-05		152 v Tasmania, Hobart	2000-01	
	139 v Aust XI, Perth	1963-64		117 v New South Wales, Sydney	2000-01	
Harvey KM Hoare DE Hogan TG Hogg GB	157 v Queensland, Perth	2010-11	Kelly PC	101 v Queensland, Brisbane	2000-01	
	114 v South Australia, Perth	2012-13		* 228 v South Australia, Perth	2000-01	
	* 100 v Tasmania, Hobart	2003-04		102 v Victoria, Melbourne	2000-01	
	133 v Aust XI, Perth	1960-61		131 v New South Wales, Sydney	2001-02	
	* 115 v Victoria, Melbourne	1988-89		119 v MCC, Perth	1965-66	
	* 111 v New South Wales, Sydney	1995-96		* 108 v MCC, Perth	1965-66	
	* 107 v Pakistan, Perth	1995-96		132 v New South Wales, Sydney	1965-66	
	109 v South Australia, Adelaide	2004-05		103 v New South Wales, Perth	1965-66	
	119 v Victoria, Perth	1909-10		Laird BM	117 v New South Wales, Sydney	1974-75
	* 148 v Tasmania, Hobart	1929-30			127 v Queensland, Perth	1974-75
Hogue TH Horrocks WJ Hughes KJ	d 119 v New South Wales, Perth	1975-76	Langdon CW	119 v Queensland, Brisbane	1975-76	
	102 v West Indies, Perth	1975-76		171 v Queensland, Brisbane	1976-77	
	* 137 v Pakistan, Perth	1976-77		117 v New South Wales, Sydney	1979-80	
	127 v Queensland, Brisbane	1978-79		110 v India, Perth	1980-81	
	149 v Queensland, Brisbane	1980-81		* 110 v South Australia, Perth	1981-82	
	113 v New South Wales, Perth	1981-82		112 v Aust XI, Perth	1947-48	
	130 v Victoria, Perth	1982-83		138 v Queensland, Perth	1948-49	
	129 v Tasmania, Devonport	1982-83		131 v South Australia, Adelaide	1950-51	
	123 v South Australia, Perth	1982-83		120 v South Africa, Perth	1952-53	
	129 v New South Wales, Perth	1983-84		118 v Queensland, Perth	1952-53	
Hussey MEK	130 v Queensland, Perth	1983-84	Langer RS	* 150 v Victoria, Perth	1974-75	
	183 v Tasmania, Perth	1984-85		111 v New South Wales, Perth	1975-76	
	111 v South Australia, Perth	1984-85		102 v Queensland, Perth	1979-80	
	105 v New South Wales, Sydney	1995-96		137 v West Indies, Perth	1979-80	
	146 v Pakistan, Perth	1995-96		140 v Queensland, Brisbane	1981-82	
	147 v Victoria, Perth	1996-97	Langer JL	131 v Queensland, Brisbane	1991-92	
	138 v Victoria, Melbourne	1996-97		149 v New South Wales, Perth	1991-92	
	108 v Tasmania, Hobart	1997-98		110 v South Australia, Perth	1992-93	
	134 v South Australia, Adelaide	1997-98		144 v Victoria, Melbourne	1993-94	
	120 v New South Wales, Perth	1997-98		135 v Tasmania, Hobart	1993-94	
Inverarity RJ	187 v Tasmania, Perth	1998-99		233 v Tasmania, Perth	1993-94	
	112 v Tasmania, Perth	1999-00		* 241 v New South Wales, Perth	1994-95	
	* 172 v South Australia, Perth	1999-00		153 v South Australia, Adelaide	1995-96	
	172 v New South Wales, Sydney	1999-00		161 v Victoria, Perth	1995-96	
	137 v Victoria, Melbourne	2000-01		107 v Tasmania, Perth	1995-96	
	100 v New South Wales, Sydney	2001-02		120 v Tasmania, Hobart	1995-96	
	138 v Tasmania, Perth	2003-04		* 143 v Tasmania, Perth	1996-97	
	124 v Pakistan, Perth	2004-05		116 v South Australia, Adelaide	1996-97	
	210 v Tasmania, Perth	2004-05		* 274 v South Australia, Perth	1996-97	
	* 223 v Victoria, Perth	2004-05		235 v South Australia, Adelaide	1997-98	
	118 v Victoria, Melbourne	2010-11		113 v Tasmania, Perth	1997-98	
	129 v Queensland, Brisbane	1964-65		101 v Victoria, Perth	1997-98	
	144 v South Australia, Adelaide	1964-65		120 v South Australia, Perth	1999-00	
	109 v Queensland, Brisbane	1965-66		129 v Tasmania, Hobart	1999-00	
	177 v South Australia, Perth	1965-66		133 v Tasmania, Perth	2001-02	
	114 v Queensland, Perth	1966-67		164 v South Australia, Adelaide	2002-03	
	173 v Victoria, Melbourne	1967-68		* 163 v New South Wales, Sydney	2003-04	
	119 v New South Wales, Sydney	1967-68		134 v New South Wales, Perth	2004-05	
	103 v New South Wales, Sydney	1968-69		120 v South Australia, Perth	2004-05	
	108 v Queensland, Brisbane	1968-69		* 188 v Tasmania, Perth	2006-07	
	114 v Victoria, Melbourne	1968-69		108 v Victoria, Melbourne	2006-07	
	159 v New South Wales, Perth	1968-69		109 v South Australia, Perth	2007-08	
	131 v Queensland, Brisbane	1970-71		121 v Tasmania, Hobart	2007-08	
	148 v Queensland, Perth	1970-71		131 v Tasmania, Perth	2007-08	
	114 v Victoria, Perth	1971-72	Lavender MP	118 v Victoria, St Kilda	1990-91	
	161 v New South Wales, Perth	1971-72		* 113 v Queensland, Brisbane	1990-91	
	104 v New South Wales, Perth	1972-73		172 v Tasmania, Perth	1991-92	

	103 v Victoria, Perth	1992-93		105 v Queensland, Brisbane	1959-60
	152 v South Australia, Perth	1994-95		* 119 v South Australia, Perth	1959-60
Macleay KH	* 173 v New South Wales, Perth	1995-96	Meuleman RD	* 101 v New South Wales, Sydney	1969-70
	100 v Victoria, Melbourne	1982-83	Meuleman SW	109 v South Africa, Perth	2001-02
	* 114 v New South Wales, Perth	1986-87		106 v Victoria, Perth	2003-04
	* 102 v New South Wales, Perth	1990-91	Milburn C	129 v South Australia, Adelaide	1966-67
Mann AL	110 v MCC, Perth	1970-71		106 v Queensland, Perth	1966-67
Marsh GR	176 v New South Wales, Sydney	1981-82		243 v Queensland, Brisbane	1968-69
	120 v Queensland, Perth	1981-82	Moody TM	111 v Tasmania, Devonport	1986-87
	159 v New South Wales, Sydney	1983-84		100 v Victoria, Melbourne	1986-87
	107 v Queensland, Perth	1983-84		144 v Tasmania, Perth	1987-88
	* 143 v Victoria, Perth	1984-85		* 112 v Tasmania, Hobart	1988-89
	100 v Victoria, Perth	1985-86		202 v Victoria, Perth	1988-89
	138 v Queensland, Brisbane	1985-86		162 v South Australia, Perth	1988-89
	124 v England, Perth	1986-87		155 v South Australia, Perth	1988-89
	134 v South Australia, Adelaide	1986-87		* 101 v Queensland, Brisbane	1990-91
	146 v Queensland, Perth	1986-87		100 v New South Wales, Sydney	1990-91
	* 120 v Victoria, Melbourne	1987-88		168 v South Australia, Adelaide	1991-92
	209 v Tamil Nadu, Perth	1988-89		124 v Queensland, Perth	1992-93
	223 v Tasmania, Hobart	1988-89		110 v New Zealand, Perth	1993-94
	* 105 v South Australia, Perth	1988-89		115 v New South Wales, Sydney	1993-94
	c* 355 v South Australia, Perth	1989-90		272 v Tasmania, Hobart	1994-95
	151 v England, Perth	1990-91		114 v Tasmania, Perth	1996-97
	117 v Tasmania, Perth	1990-91		136 v Queensland, Brisbane	1996-97
	104 v South Australia, Adelaide	1991-92		152 v Queensland, Perth	1996-97
	121 v Queensland, Brisbane	1992-93		101 v South Australia, Perth	1997-98
	138 v South Australia, Perth	1992-93		160 v Tasmania, Perth	1997-98
	101 v Victoria, St Kilda	1992-93		125 v Tasmania, Perth	1997-98
	129 v Victoria, Perth	1992-93		109 v Tasmania, Perth	1998-99
	107 v Queensland, Perth	1992-93	McEwan KS	177 v Queensland, Perth	1979-80
	128 v New South Wales, Perth	1993-94		112 v West Indies, Perth	1979-80
Marsh MR	111 v New South Wales, Sydney	2010-11	McPhee MW	135 v South Australia, Perth	1984-85
Marsh RW	d 104 v West Indies, Perth	1968-69		113 v Queensland, Perth	1989-90
	236 v Pakistan, Perth	1972-73	McRae WA	119 v Victoria, Perth	1927-28
	132 v Queensland, Brisbane	1972-73	Nicholson MJ	* 101 v South Africa, Perth	2001-02
	* 117 v New South Wales, Sydney	1972-73	North MJ	200 v Victoria, Melbourne	2001-02
	* 168 v New South Wales, Sydney	1974-75		106 v Queensland, Perth	2001-02
	104 v South Australia, Perth	1976-77		111 v South Australia, Perth	2001-02
	110 v Tasmania, Devonport	1982-83		178 v New South Wales, Perth	2002-03
	* 157 v Victoria, Melbourne	1983-84		118 v Tasmania, Hobart	2003-04
Marsh SE	119 v New South Wales, Newcastle	2002-03		130 v Queensland, Brisbane	2003-04
	* 103 v South Australia, Perth	2004-05		* 130 v South Australia, Adelaide	2003-04
	101 v Tasmania, Perth	2004-05		110 v South Australia, Perth	2005-06
	* 166 v Queensland, Perth	2007-08		* 143 v South Australia, Perth	2005-06
	* 108 v South Australia, Adelaide	2009-10		* 151 v New South Wales, Sydney	2005-06
	137 v South Australia, Adelaide	2010-11		* 239 v Victoria, Perth	2006-07
	127* v Victoria, Perth	2013-14		107 v Tasmania, Perth	2006-07
	113 v New South Wales, Canberra	2013-14		141 v Victoria, Perth	2008-09
Martyn DR	110 v Tasmania, Hobart	1991-92		103 v Victoria, Perth	2008-09
	* 105 v Victoria, Melbourne	1991-92		107 v Queensland, Perth	2009-10
	* 133 v Queensland, Brisbane	1992-93		101 v South Australia, Adelaide	2010-11
	112 v Queensland, Brisbane	1992-93		158 v New South Wales, Sydney	2010-11
	* 116 v Victoria, St Kilda	1992-93		119 v South Australia, Adelaide	2011-12
	139 v Tasmania, Perth	1992-93		118 v Victoria, Melbourne	2013-14
	100 v Tasmania, Hobart	1993-94		110 v South Australia, Adelaide	2013-14
	197 v New South Wales, Perth	1993-94		145 v Victoria, Perth	2013-14
	113 v Tasmania, Hobart	1994-95	O'Neill MD	100 v India, Perth	1980-81
	* 203 v Tasmania, Perth	1995-96	Parker EF	a 116 v South Australia, Fremantle	1905-06
	104 v South Australia, Perth	1996-97		117 v Victoria, Perth	1909-10
	108 v Victoria, Perth	1996-97	Parker JF	* 139 v New South Wales, Perth	1963-64
	101 v Tasmania, Hobart	1997-98	Penter CE	d 112 v New South Wales, Sydney	1979-80
	* 141 v New South Wales, Perth	1997-98	Playle WR	116 v Victoria, Melbourne	1965-66
	123 v South Australia, Perth	1998-99		122 v Queensland, Perth	1965-66
	* 100 v Tasmania, Perth	1998-99	Pomersbach LA	* 102 v New South Wales, Perth	2007-08
	169 v Tasmania, Hobart	1999-00		* 176 v Queensland, Perth	2007-08
	122 v South Australia, Adelaide	2000-01		144 v South Australia, Adelaide	2008-09
	122 v Tasmania, Hobart	2000-01		104 v Queensland, Perth	2008-09
	189 v Tasmania, Perth	2001-02	Prindiville TJ	107 v Victoria, Melbourne	1969-70
Meuleman KD	103 v South Africa, Perth	1952-53	Richardson AJ	† 101 v MCC, Perth	1928-29
	109 v MCC, Perth	1954-55	Rimmington NJ	102* v NSW, Sydney	2011-12
	140 v South Australia, Adelaide	1956-57	Robinson GD	134 v Victoria, Perth	1947-48
	125 v Queensland, Brisbane	1956-57	Robinson WM	141 v South Australia, Adelaide	2008-09
	* 234 v South Australia, Perth	1956-57		141 v New South Wales, Sydney	2009-10
	114 v South Australia, Adelaide	1957-58	Rogers CJL	* 102 v South Australia, Perth	2001-02
	117 v Queensland, Brisbane	1957-58		* 101 v South Australia, Perth	2001-02
	* 180 v South Australia, Adelaide	1958-59		194 v New South Wales, Perth	2002-03
	* 153 v New South Wales, Perth	1959-60		* 110 v South Australia, Perth	2002-03

	103 v Victoria, St Kilda	2003-04		228 v Queensland, Perth	1989-90
	120 v Tasmania, Perth	2003-04		128 v Queensland, Perth	1990-91
	142 v New South Wales, Perth	2003-04		121 v South Australia, Adelaide	1990-91
	* 119 v Queensland, Brisbane	2003-04		121 v South Australia, Perth	1991-92
	153 v Victoria, St Kilda	2004-05		* 101 v New South Wales, Sydney	1991-92
	161 v New South Wales, Perth	2005-06		104 v Tasmania, Hobart	1992-93
	135 v Tasmania, Hobart	2005-06		* 104 v South Australia, Adelaide	1992-93
	279 v Victoria, Perth	2006-07	Vernon MT	128 v Queensland, Brisbane	1958-59
	110 v South Australia, Perth	2006-07		139 v South Australia, Adelaide	1958-59
	152 v Tasmania, Hobart	2006-07		105 v Victoria, Melbourne	1959-60
	123 v Tasmania, Hobart	2007-08		118 v MCC, Perth	1965-66
	116 v Queensland, Brisbane	2007-08		173 v New South Wales, Perth	1965-66
	166 v Victoria, Perth	2007-08		100 v Victoria, Perth	1966-67
Ronchi L	100 v New South Wales, Sydney	2005-06		110 v Queensland, Perth	1966-67
	* 105 v Queensland, Perth	2007-08		133 v New South Wales, Perth	1967-68
	148 v New South Wales, Sydney	2009-10	Voges AC	128 v New South Wales, Perth	2004-05
	122 v Tasmania, Hobart	2009-10		101 v South Africa, Perth	2005-06
	115 v Victoria, Perth	2009-10		178 v Queensland, Perth	2005-06
Rowe SHD	105 v MCC, Perth	1907-08		* 152 v Tasmania, Perth	2006-07
Rutherford JW	121 v South Australia, Perth	1953-54		* 144 v New South Wales, Sydney	2006-07
	167 v South Australia, Adelaide	1954-55		* 103 v South Australia, Adelaide	2006-07
	108 v South Australia, Perth	1954-55		180 v Tasmania, Hobart	2007-08
	125 v Queensland, Perth	1955-56		114 v Victoria, Melbourne	2009-10
	160 v New South Wales, Perth	1957-58		108 v Queensland, Perth	2010-11
Sarre RB	103 v Aust XI, Perth	1952-53		150* v Tasmania, Perth	2011-12
Sawle LM	* 109 v New South Wales, Perth	1955-56		178 v NSW, Perth	2011-12
Serjeant CS	* 101 v MCC, Perth	1976-77		235* v Queensland, Perth	2013-14
	140 v Queensland, Perth	1976-77		155 v New South Wales, Perth	2013-14
	129 v New South Wales, Perth	1977-78		129 v Queensland, Brisbane	1947-48
	140 v Queensland, Perth	1977-78	Watt AD	† 157 v England XI, Perth	1946-47
	* 144 v South Australia, Adelaide	1980-81		122 v Queensland, Brisbane	1971-72
	106 v New South Wales, Sydney	1981-82	Watson GD	145 v Queensland, Perth	1971-72
Shea JA	110 v Victoria, Melbourne	1937-38		114 v Queensland, Perth	1960-61
Shepherd BK	d* 103 v Queensland, Perth	1955-56		* 100 v Queensland, Perth	1977-78
	173 v Queensland, Brisbane	1956-57	Wishart PW	109 v South Australia, Adelaide	1977-78
	101 v Victoria, Perth	1956-57	Wood GM	* 126 v South Australia, Perth	1980-81
	* 173 v Victoria, Perth	1958-59		103 v Tasmania, Devonport	1980-81
	102 v Queensland, Brisbane	1960-61		151 v Pakistan, Perth	1981-82
	116 v Queensland, Brisbane	1960-61		138 v Queensland, Perth	1982-83
	116 v Victoria Melbourne	1961-62		111 v South Australia, Adelaide	1982-83
	* 212 v Queensland, Perth	1961-62		* 167 v Tasmania, Perth	1983-84
	219 v Victoria, Melbourne	1962-63		* 173 v New South Wales, Sydney	1983-84
	100 v South Africa, Perth	1962-63		141 v West Indies, Perth	1984-85
	149 v New South Wales, Sydney	1963-64		133 v New South Wales, Perth	1985-86
	* 132 v Queensland, Perth	1963-64		102 v Tasmania, Hobart	1985-86
	* 215 v Victoria, Perth	1964-65		107 v South Australia, Perth	1986-87
Shipperd G	106 v Victoria, Melbourne	1979-80		103 v Tasmania, Perth	1986-87
	104 v Queensland, Perth	1979-80		* 150 v Victoria, Perth	1987-88
	140 v Queensland, Perth	1980-81		* 186 v South Australia, Perth	1987-88
	131 v Pakistan, Perth	1981-82		141 v Queensland, Perth	1987-88
	166 v New South Wales, Perth	1982-83		* 138 v Victoria, Perth	1988-89
	107 v Victoria, Melbourne	1982-83		* 119 v Queensland, Perth	1988-89
	* 167 v Victoria, Melbourne	1983-84		* 125 v New Zealand, Perth	1989-90
	* 131 v Victoria, Perth	1984-85		166 v Victoria, St Kilda	1990-91
	139 v South Australia, Perth	1984-85		117 v Queensland, Perth	1990-91
	129 v South Australia, Adelaide	1984-85		108 v England, Perth	1990-91
Simpson RB	* 112 v Queensland, Perth	1956-57	Woodhead DJ	* 101 v Queensland, Perth	1958-59
	* 236 v New South Wales, Perth	1959-60	Young GA	125 v South Australia, Perth	1972-73
	* 230 v Queensland, Perth	1959-60	Zoehrer, TJ	104 v New South Wales, Perth	1982-83
	* 161 v New South Wales, Sydney	1959-60		109 v Victoria, Perth	1987-88
	* 221 v West Indies, Perth	1960-61		163 v New South Wales, Perth	1988-89
	106 v Victoria, Melbourne	1960-61		168 v Victoria, Melbourne	1988-89
Slater KN	154 v Queensland, Brisbane	1963-64		103 v Victoria, Perth	1989-90
Swart MR	104 v Victoria, Perth	2010-11		* 133 v New South Wales, Perth	1990-91
Towers LJC	124 v Tasmania, Hobart	2009-10		136 v Tasmania, Hobart	1992-93
Veletta MRJ	100 v Victoria, Carlton	1984-85			
	143 v South Australia, Adelaide	1984-85			
	130 v Queensland, Brisbane	1985-86			
	170 v South Australia, Perth	1985-86			
	112 v Victoria, Melbourne	1986-87			
	262 v Victoria, Perth	1986-87			
	106 v Tasmania, Perth	1987-88			
	* 166 v Tamil Nadu, Perth	1988-89			
	157 v Tasmania, Hobart	1988-89			
	100 v Victoria, Perth	1988-89			
	150 v South Australia, Perth	1989-90			
	* 110 v New South Wales, Sydney	1989-90			

† denotes for Combined XI

\* Denotes not out

“a” denotes first century score for WA

“b” denotes first Sheffield Shield century scored for WA

“c” denotes highest ever score for WA

“d” denotes a century in debut match for WA

## CENTURIES AT EACH VENUE



WA openers Marcus North and Cameron Bancroft during a long partnership.

OPPONENTS	VENUES													TOTALS
	Perth	Sydney	Newcastle	Brisbane	Adelaide	Canberra	Fremantle	Hobart	Launceston	Devonport	Melbourne	St Kilda	Carlton	
New South Wales	44	47	1			1								93
Queensland	62			42										104
South Australia	46				42		1							89
Tasmania	35							34	1	5				75
Victoria	49										41	8	1	99
Australia XI	4													4
England (MCC)	14													14
India	3													3
New Zealand	3													3
Pakistan	7													7
South Africa	7													7
Tamil Nadu	2													2
West Indies	8													8
World XI	1													1
<b>TOTALS</b>	<b>285</b>	<b>47</b>	<b>1</b>	<b>42</b>	<b>42</b>	<b>1</b>	<b>1</b>	<b>34</b>	<b>1</b>	<b>5</b>	<b>41</b>	<b>8</b>	<b>1</b>	<b>509</b>

# CENTURIES

355*	GR Marsh	v South Australia, Perth	1989-90	168	TJ Zoehrer	v Victoria, Melbourne	1988-89
303*	LM Davis	v New South Wales, Perth	2011-12	168	TM Moody	v South Australia, Adelaide	1991-92
279	CJL Rogers	v Victoria, Perth	2006-07	167	JW Rutherford	v South Australia, Adelaide	1954-55
274*	JL Langer	v South Australia, Perth	1996-97	167*	G Shipperd	v Victoria, Melbourne	1983-84
272	TM Moody	v Tasmania, Hobart	1994-95	167*	GM Wood	v Tasmania, Perth	1983-84
262	MRJ Veletta	v Victoria, Perth	1986-87	166	G Shipperd	v New South Wales, Perth	1982-83
243	C Milburn	v Queensland, Brisbane	1968-69	166*	MRJ Veletta	v Tamil Nadu, Perth	1988-89
241*	JL Langer	v New South Wales, Perth	1994-95	166	GM Wood	v Victoria, St Kilda	1990-91
239*	MJ North	v Victoria, Perth	2006-07	166*	SE Marsh	v Queensland, Perth	2007-08
236	RW Marsh	v Pakistan, Perth	1972-73	166	CJL Rogers	v Victoria, Perth	2007-08
236*	RB Simpson	v New South Wales, Perth	1959-60	164	MW Goodwin	v South Australia, Adelaide	2002-03
235	JL Langer	v South Australia, Adelaide	1997-98	164	JL Langer	v South Australia, Adelaide	2002-03
235*	AC Voges	v Queensland, Perth	2013-14	163	TJ Zoehrer	v New South Wales, Perth	1988-89
234*	KD Meuleman	v South Australia, Perth	1956-57	163*	JL Langer	v New South Wales, Sydney	2003-04
233	JL Langer	v Tasmania, Perth	1993-94	162	TM Moody	v South Australia, Perth	1988-89
230*	RB Simpson	v Queensland, Perth	1959-60	161	RJ Inverarity	v New South Wales, Perth	1971-72
228*	SM Katich	v South Australia, Perth	2000-01	161*	RB Simpson	v New South Wales, Sydney	1959-60
228	MRJ Veletta	v Queensland, Perth	1989-90	161	JL Langer	v Victoria, Perth	1995-96
223	GR Marsh	v Tasmania, Hobart	1988-89	161	CJL Rogers	v New South Wales, Perth	2005-06
223*	MEK Hussey	v Victoria, Perth	2004-05	160	IJ Brayshaw	v New Zealand, Perth	1973-74
221	RB Simpson	v West Indies, Perth	1960-61	160	TM Moody	v Tasmania, Perth	1997-98
219	BK Shepherd	v Victoria, Melbourne	1962-63	160	JW Rutherford	v New South Wales, Perth	1957-58
215*	BK Shepherd	v Victoria, Perth	1964-65	159	RJ Inverarity	v New South Wales, Perth	1968-69
212*	BK Shepherd	v Queensland, Perth	1961-62	159	GR Marsh	v New South Wales, Sydney	1983-84
210	MEK Hussey	v Tasmania, Perth	2004-05	158	R Edwards	v Victoria, Melbourne	1972-73
209	GR Marsh	v Tamil Nadu, Perth	1988-89	158	MJ North	v New South Wales, Sydney	2010-11
203	RJ Campbell	v Queensland, Perth	1999-00	157*	RW Marsh	v Victoria, Melbourne	1983-84
203*	AC Gilchrist	v South Australia, Perth	1997-98	157	MRJ Veletta	v Tasmania, Hobart	1988-89
203*	DR Martyn	v Tasmania, Perth	1995-96	157*	AD Watt	v England XI, Perth	1946-47
202	TM Moody	v Victoria, Perth	1988-89	157	MS Harris	v Queensland, Perth	2010-11
201*	MW Goodwin	v New South Wales, Sydney	2003-04	156	MW Goodwin	v Queensland, Perth	2003-04
200*	MJ North	v Victoria, Melbourne	2001-02	155	TM Moody	v South Australia, Perth	1988-89
198	DK Carmody	v South Australia, Perth	1947-48	155	AC Voges	v New South Wales, Perth	2013-14
197	DR Martyn	v New South Wales, Perth	1993-94	154	KN Slater	v Queensland, Brisbane	1963-64
194	CJL Rogers	v New South Wales, Perth	2002-03	154*	SM Katich	v Tasmania, Hobart	1998-99
195	GC Becker	v India, Perth	1967-68	153	WJ Edwards	v New South Wales, Sydney	1974-75
189*	AC Gilchrist	v South Australia, Adelaide	1995-96	153*	KD Meuleman	v New South Wales, Perth	1959-60
189	DR Martyn	v Tasmania, Perth	2001-02	153	JL Langer	v South Australia, Adelaide	1995-96
188*	JL Langer	v Tasmania, Perth	2006-07	153	CJL Rogers	v Victoria, St Kilda	2004-05
187	RJ Inverarity	v New South Wales, Sydney	1978-79	152	R Edwards	v Victoria, Perth	1971-72
187	MEK Hussey	v Tasmania, Perth	1998-99	152	SM Katich	v Tasmania, Hobart	2000-01
186*	GM Wood	v South Australia, Perth	1987-88	152	MP Lavender	v South Australia, Perth	1994-95
183	KJ Hughes	v Tasmania, Perth	1984-85	152	TM Moody	v Queensland, Perth	1996-97
182*	MG Dighton	v Queensland, Perth	1999-00	152*	AC Voges	v Tasmania, Perth	2006-07
182	JT Irvine	v South Australia, Perth	1968-69	152	CJL Rogers	v Tasmania, Hobart	2006-07
180*	KD Meuleman	v South Australia, Adelaide	1958-59	151	SC Clements	v Tasmania, Launceston	1983-84
180	AC Voges	v Tasmania, Hobart	2007-08	151	GR Marsh	v England, Perth	1990-91
178	MJ North	v New South Wales, Perth	2002-03	151	GM Wood	v Pakistan, Perth	1981-82
178	AC Voges	v Queensland, Perth	2005-06	151*	MJ North	v New South Wales, Sydney	2005-06
178	AC Voges	v New South Wales, Perth	2011-12	150*	RS Langer	v Victoria, Perth	1974-75
177	RJ Campbell	v New South Wales, Sydney	1997-98	150	MRJ Veletta	v South Australia, Perth	1989-90
177	RJ Inverarity	v South Australia, Perth	1965-66	150*	GM Wood	v Victoria, Perth	1987-88
177	KS McEwan	v Queensland, Perth	1979-80	150*	AC Voges	v Tasmania, Perth	2011-12
176	GR Marsh	v New South Wales, Sydney	1981-82	149	R Edwards	v New South Wales, Sydney	1971-72
176	MW Goodwin	v Tasmania, Perth	2002-03	149	KJ Hughes	v Queensland, Brisbane	1980-81
176*	LA Pomersbach	v Queensland, Perth	2007-08	149	BK Shepherd	v New South Wales, Sydney	1963-64
173	RJ Inverarity	v Victoria, Melbourne	1967-68	149	JL Langer	v New South Wales, Perth	1991-92
173	BK Shepherd	v Queensland, Brisbane	1956-57	148*	WJ Horrocks	v Tasmania, Hobart	1929-30
173*	BK Shepherd	v Victoria, Perth	1958-59	148	RJ Inverarity	v Queensland, Perth	1970-71
173	MT Vernon	v New South Wales, Perth	1965-66	148	L Ronchi	v New South Wales, Sydney	2009-10
173	GM Wood	v New South Wales, Sydney	1983-84	147	R Edwards	v South Australia, Perth	1973-74
173*	MP Lavender	v New South Wales, Perth	1995-96	147	MEK Hussey	v Victoria, Perth	1996-97
172*	MEK Hussey	v South Australia, Perth	1999-00	146	GR Marsh	v Queensland, Perth	1986-87
172	MEK Hussey	v New South Wales, Sydney	1999-00	146	MEK Hussey	v Pakistan, Perth	1995-96
172	MP Lavender	v Tasmania, Perth	1991-92	146	RJ Campbell	v England, Perth	1998-99
171	BM Laird	v Queensland, Brisbane	1976-77	145	GD Watson	v Queensland, Perth	1971-72
170	MRJ Veletta	v South Australia, Perth	1985-86	145	MJ North	v Victoria, Perth	2013-14
169	DR Martyn	v Tasmania, Hobart	1999-00	144	RJ Inverarity	v South Australia, Adelaide	1964-65
168*	RW Marsh	v New South Wales, Sydney	1974-75	144	JL Langer	v Victoria, Melbourne	1993-94

144	TM Moody	v Tasmania, Perth	1987-88	130	MJ North	v Queensland, Brisbane	2003-04
144*	CS Serjeant	v South Australia, Adelaide	1980-81	130*	MJ North	v South Australia, Adelaide	2003-04
144	RJ Campbell	v Queensland, Perth	2004-05	130	MW Goodwin	v Victoria, St Kilda	2004-05
144*	AC Voges	v New South Wales, Sydney	2006-07	129	D Chadwick	v Queensland, Brisbane	1963-64
144	LA Pomersbach	v South Australia, Adelaide	2008-09	129	KJ Hughes	v Tasmania, Devonport	1982-83
143	R Edwards	v World XI, Perth	1971-72	129	KJ Hughes	v New South Wales, Perth	1983-84
143	RJ Inverarity	v Queensland, Perth	1973-74	129	RJ Inverarity	v Queensland, Brisbane	1964-65
143*	GR Marsh	v Victoria, Perth	1984-85	129	JL Langer	v Tasmania, Hobart	1999-00
143	MRJ Veletta	v South Australia, Adelaide	1984-85	129	GR Marsh	v Victoria, Perth	1992-93
143*	JL Langer	v Tasmania, Perth	1996-97	129	C Milburn	v South Australia, Adelaide	1966-67
143*	MJ North	v South Australia, Perth	2005-06	129	CS Serjeant	v New South Wales, Perth	1977-78
142	CJL Rogers	v New South Wales, Perth	2003-04	129	G Shipperd	v South Australia, Adelaide	1984-85
141*	DR Martyn	v New South Wales, Perth	1997-98	129	AD Watt	v Queensland, Brisbane	1947-48
141*	GM Wood	v West Indies, Perth	1984-85	128	JT Irvine	v New South Wales, Sydney	1968-69
141	GM Wood	v Queensland, Perth	1987-88	128	GR Marsh	v New South Wales, Perth	1993-94
141	MW Goodwin	v Tasmania, Perth	2001-02	128	MRJ Veletta	v Queensland, Perth	1990-91
141	MJ North	v Victoria, Perth	2008-09	128	MT Vernon	v Queensland, Brisbane	1958-59
141	WM Robinson	v South Australia, Adelaide	2008-09	128	AC Voges	v New South Wales, Perth	2004-05
141	WM Robinson	v New South Wales, Sydney	2009-10	127	R Edwards	v Victoria, Perth	1969-70
140	RS Langer	v Queensland, Brisbane	1981-82	127	KJ Hughes	v Queensland, Brisbane	1978-79
140	KD Meuleman	v South Australia, Adelaide	1956-57	127	BM Laird	v Queensland, Perth	1974-75
140	CS Serjeant	v Queensland, Perth	1976-77	127	MW Goodwin	v Queensland, Perth	1996-97
140	CS Serjeant	v Queensland, Perth	1977-78	127*	SE Marsh	v Victoria, Perth	2013-14
140	G Shipperd	v Queensland, Perth	1980-81	126*	GM Wood	v South Australia, Perth	1980-81
139	WS Andrews	v New South Wales, Perth	1985-86	126	AC Gilchrist	v South Australia, Adelaide	1994-95
139	CM Harburn	v Aust XI, Perth	1963-64	125	RJ Inverarity	v New South Wales, Sydney	1977-78
139	DR Martyn	v Tasmania, Perth	1992-93	125	KD Meuleman	v Queensland, Brisbane	1956-57
139*	JF Parker	v New South Wales, Perth	1963-64	125	TM Moody	v Tasmania, Perth	1997-98
139	G Shipperd	v South Australia, Perth	1984-85	125	JW Rutherford	v Queensland, Perth	1955-56
139	MT Vernon	v South Australia, Adelaide	1958-59	125*	GM Wood	v New Zealand, Perth	1989-90
138	CW Langdon	v Queensland, Perth	1948-49	125	GA Young	v South Australia, Perth	1972-73
138	GR Marsh	v Queensland, Perth	1985-86	125	AC Gilchrist	v New South Wales, Sydney	1998-99
138	GR Marsh	v South Australia, Perth	1992-93	124*	WS Andrews	v Victoria, Melbourne	1986-87
138	GM Wood	v Queensland, Perth	1982-83	124*	RJ Inverarity	v Tasmania, Devonport	1978-79
138*	GM Wood	v Victoria, Perth	1988-89	124	BP Julian	v Tasmania, Perth	1997-98
138	MEK Hussey	v Victoria, Melbourne	1996-97	124	GR Marsh	v England, Perth	1986-87
138	MEK Hussey	v Tasmania, Perth	2003-04	124	TM Moody	v Queensland, Perth	1992-93
138	MW Goodwin	v Tasmania, Hobart	2004-05	124	MEK Hussey	v Pakistan, Perth	2004-05
137	D Chadwick	v Queensland, Brisbane	1970-71	124	LJC Towers	v Tasmania, Hobart	2009-10
137*	KJ Hughes	v Pakistan, Perth	1976-77	123	KJ Hughes	v South Australia, Perth	1982-83
137	MEK Hussey	v Victoria, Melbourne	2000-01	123	DR Martyn	v South Australia, Perth	1998-99
137	RS Langer	v West Indies, Perth	1979-80	123	CJL Rogers	v Tasmania, Hobart	2007-08
137	SE Marsh	v South Australia, Adelaide	2010-11	122	L Charlesworth	v Queensland, Brisbane	1949-50
136	TJ Zoehrer	v Tasmania, Hobart	1992-93	122	WJ Edwards	v South Australia, Perth	1973-74
136	TM Moody	v Queensland, Brisbane	1996-97	122	DR Martyn	v South Australia, Adelaide	2000-01
135	RB Kanhai	v South Australia, Adelaide	1961-62	122	DR Martyn	v Tasmania, Hobart	2000-01
135	JL Langer	v Tasmania, Hobart	1993-94	122	WR Playle	v Queensland, Perth	1965-66
135	MW McPhee	v South Australia, Perth	1984-85	122	GD Watson	v Queensland, Brisbane	1971-72
135	CJL Rogers	v Tasmania, Hobart	2005-06	122	RJ Campbell	v South Australia, Adelaide	2005-06
135	LM Davis	v Tasmania, Perth	2011-12	122	L Ronchi	v Tasmania, Hobart	2009-10
134	P Gonnella	v Tasmania, Hobart	1985-86	121	WS Andrews	v Tasmania, Perth	1988-89
134	MEK Hussey	v South Australia, Adelaide	1997-98	121	R Edwards	v Victoria, Melbourne	1971-72
134	GR Marsh	v South Australia, Adelaide	1986-87	121*	BP Julian	v Victoria, Melbourne	1997-98
134	GD Robinson	v Victoria, Perth	1947-48	121	GR Marsh	v Queensland, Brisbane	1992-93
134	RJ Campbell	v Tasmania, Hobart	2003-04	121	JW Rutherford	v South Australia, Perth	1953-54
134	JL Langer	v New South Wales, Perth	2004-05	121	MRJ Veletta	v South Australia, Adelaide	1990-91
133	DE Hoare	v Aust XI, Perth	1960-61	121	GM Wood	v Queensland, Perth	1985-86
133*	DR Martyn	v Queensland, Brisbane	1992-93	121	MRJ Veletta	v South Australia, Perth	1991-92
133	MT Vernon	v New South Wales, Perth	1967-68	121	RJ Campbell	v New South Wales, Perth	2001-02
133	GM Wood	v New South Wales, Perth	1985-86	121	JL Langer	v Tasmania, Hobart	2007-08
133*	TJ Zoehrer	v New South Wales, Perth	1990-91	121*	MG Johnson	v Victoria, Melbourne	2010-11
133	JL Langer	v Tasmania, Perth	2001-02	120	MEK Hussey	v New South Wales, Perth	1997-98
132	PC Kelly	v New South Wales, Sydney	1965-66	120	JT Irvine	v New South Wales, Sydney	1967-68
132	RW Marsh	v Queensland, Brisbane	1972-73	120	CW Langdon	v South Africa, Perth	1952-53
132*	BK Shepherd	v Queensland, Perth	1963-64	120	JL Langer	v South Australia, Perth	1999-00
131	RJ Inverarity	v Queensland, Brisbane	1970-71	120	GR Marsh	v Queensland, Perth	1981-82
131	CW Langdon	v South Australia, Adelaide	1950-51	120*	GR Marsh	v Victoria, Melbourne	1987-88
131	G Shipperd	v Pakistan, Perth	1981-82	120	JL Langer	v Tasmania, Hobart	1995-96
131*	G Shipperd	v Victoria, Perth	1984-85	120*	SM Katich	v Victoria, Perth	1998-99
131	JL Langer	v Queensland, Brisbane	1991-92	120	CJL Rogers	v Tasmania, Perth	2003-04
131	SM Katich	v New South Wales, Sydney	2001-02	120	JL Langer	v South Australia, Perth	2004-05
131	JL Langer	v Tasmania, Perth	2007-08	119	D Chadwick	v Queensland, Perth	1969-70
130	GC Becker	v New South Wales, Perth	1964-65	119	R Edwards	v Queensland, Perth	1970-71
130	D Chadwick	v Victoria, Melbourne	1964-65	119	TH Hogue	v Victoria, Perth	1909-10
130	KJ Hughes	v Victoria, Perth	1982-83	119	KJ Hughes	v New South Wales, Perth	1975-76
130	KJ Hughes	v Queensland, Perth	1983-84	119	RJ Inverarity	v New South Wales, Sydney	1967-68
130	MRJ Veletta	v Queensland, Brisbane	1985-86	119	PC Kelly	v MCC, Perth	1965-66



Shaun Marsh shares a hug with Ashton Agar after bringing up a century.

119	BM Laird	v Queensland, Brisbane	1975-76
119*	KD Meuleman	v South Australia, Perth	1959-60
119	WA McRae	v Victoria, Perth	1927-28
119*	GM Wood	v Queensland, Perth	1988-89
119	SE Marsh	v New South Wales, Newcastle	2002-03
119*	CJL Rogers	v Queensland, Brisbane	2003-04
119	MW Goodwin	v Queensland, Brisbane	2003-04
119	MJ North	v South Australia, Adelaide	2011-12
118	CW Langdon	v Queensland, Perth	1952-53
118	MT Vernon	v MCC, Perth	1965-66
118	MP Lavender	v Victoria, St Kilda	1990-91
118	MJ North	v Tasmania, Hobart	2003-04
118	MEK Hussey	v Victoria, Melbourne	2010-11
118	MJ North	v Victoria, Melbourne	2013-14
117	D Chadwick	v Victoria, Perth	1969-70
117*	R Edwards	v New South Wales, Sydney	1968-69
117	SM Katich	v New South Wales, Sydney	2000-01
117	BM Laird	v New South Wales, Sydney	1974-75
117	BM Laird	v New South Wales, Sydney	1979-80
117	GR Marsh	v Tasmania, Perth	1990-91
117*	RW Marsh	v New South Wales, Sydney	1972-73
117	KD Meuleman	v Queensland, Brisbane	1957-58
117	EF Parker	v Victoria, Perth	1909-10
117	GM Wood	v Queensland, Perth	1990-91
116	WS Andrews	v Tasmania, Perth	1986-87
116*	DR Martyn	v Victoria, St Kilda	1992-93
116	EF Parker	v South Australia, Fremantle	1905-06
116	WR Playle	v Victoria, Melbourne	1965-66
116	BK Shepherd	v Queensland, Brisbane	1960-61
116	BK Shepherd	v Victoria, Melbourne	1961-62
116	JL Langer	v South Australia, Adelaide	1996-97
116	LM Davis	v New South Wales, Sydney	2007-08
116	CJL Rogers	v Queensland, Brisbane	2007-08
115	FJ Bryant	v Victoria, Melbourne	1933-34
115	R Edwards	v New South Wales, Perth	1970-71
115*	TG Hogan	v Victoria, Melbourne	1988-89
115	TM Moody	v New South Wales, Sydney	1993-94
115	SM Katich	v Queensland, Brisbane	1998-99
115	L Ronchi	v Victoria, Perth	2009-10
114	D Chadwick	v Victoria, Melbourne	1963-64
114	RJ Inverarity	v Queensland, Perth	1966-67
114	RJ Inverarity	v Victoria, Melbourne	1968-69
114	RJ Inverarity	v Victoria, Perth	1971-72
114*	KH Macleay	v New South Wales, Perth	1986-87
114	KD Meuleman	v South Australia, Adelaide	1957-58
114	PW Wishart	v Queensland, Perth	1960-61
114	TM Moody	v Tasmania, Perth	1996-97
114*	AC Voges	v Victoria, Melbourne	2009-10
114	LM Davis	v South Australia, Perth	2012-13
114	MS Harris	v South Australia, Perth	2012-13
113	AEO Barras	v Victoria, Perth	1938-39
113*	FJ Bryant	v Victoria, Perth	1927-28
113	KJ Hughes	v New South Wales, Perth	1981-82
113	JL Langer	v Tasmania, Perth	1997-98
113*	MP Lavender	v Queensland, Brisbane	1990-91
113	MW McPhee	v Queensland, Perth	1989-90
113	DR Martyn	v Tasmania, Hobart	1994-95
113	RJ Campbell	v Victoria, Melbourne	1996-97
113	SM Katich	v Queensland, Brisbane	1998-99
113	SE Marsh	v New South Wales, Canberra	2013-14
112	GC Becker	v Queensland, Brisbane	1968-69
112	MEK Hussey	v Tasmania, Perth	1999-00
112	CW Langdon	v Aust XI, Perth	1947-48
112	DR Martyn	v Queensland, Brisbane	1992-93
112*	TM Moody	v Tasmania, Hobart	1988-89
112	KS McEwan	v West Indies, Perth	1979-80
112	CE Pentter	v New South Wales, Sydney	1979-80
112*	RB Simpson	v Queensland, Perth	1956-57
112	MRJ Velella	v Victoria, Melbourne	1986-87
111	RJ Campbell	v Tasmania, Hobart	1999-00
111	KJ Hughes	v South Australia, Perth	1984-85
111	RS Langer	v New South Wales, Perth	1975-76
111	TM Moody	v Tasmania, Devonport	1986-87
111	GM Wood	v South Australia, Adelaide	1982-83
111*	GB Hogg	v New South Wales, Sydney	1995-96
111*	RM Baker	v Tasmania, Perth	1998-99
111	MJ North	v South Australia, Perth	2001-02

111	MR Marsh	v New South Wales, Sydney	2010-11	104*	MRJ Veletta	v South Australia, Adelaide	1992-93
110	D Chadwick	v South Australia, Adelaide	1965-66	104	MRJ Veletta	v Tasmania, Hobart	1992-93
110	D Chadwick	v New South Wales, Sydney	1968-69	104	TJ Zoehrer	v New South Wales, Perth	1982-83
110	BM Laird	v India, Perth	1980-81	104	DR Martyn	v South Australia, Perth	1996-97
110*	BM Laird	v South Australia, Perth	1981-82	104*	AC Gilchrist	v Queensland, Brisbane	1998-99
110	JL Langer	v South Australia, Perth	1992-93	104*	MW Goodwin	v Tasmania, Perth	2003-04
110	AL Mann	v MCC, Perth	1970-71	104	LA Pomersbach	v Queensland, Perth	2008-09
110	RW Marsh	v Tasmania, Devonport	1982-83	104	MR Swart	v Victoria, Perth	2010-11
110	TM Moody	v New Zealand, Perth	1993-94	103	WS Andrews	v Victoria, St Kilda	1989-90
110	JA Shea	v Victoria, Melbourne	1937-38	103	RJ Bryant	v Victoria, Melbourne	1933-34
110*	MRJ Veletta	v New South Wales, Sydney	1989-90	103	AR Edwards	v Queensland, Perth	1950-51
110	MT Vernon	v Queensland, Perth	1966-67	103	RJ Inverarity	v New South Wales, Sydney	1968-69
110	DR Martyn	v Tasmania, Hobart	1991-92	103	PC Kelly	v New South Wales, Perth	1965-66
110*	CJL Rogers	v South Australia, Perth	2002-03	103	MP Lavender	v Victoria, Perth	1992-93
110	MJ North	v South Australia, Perth	2005-06	103	KD Meuleman	v South Africa, Perth	1952-53
110	CJL Rogers	v South Australia, Perth	2006-07	103	RB Sarre	v Aust XI, Perth	1952-53
110	MJ North	v South Australia, Adelaide	2013-14	103*	BK Shepherd	v Queensland, Perth	1955-56
109	WG Driver	v Queensland, Brisbane	1949-50	103	GM Wood	v Tasmania, Devonport	1980-81
109	AC Gilchrist	v Victoria, Perth	1997-98	103	GM Wood	v Tasmania, Perth	1986-87
109*	AC Gilchrist	v Queensland, Perth	2000-01	103	TJ Zoehrer	v Victoria, Perth	1989-90
109	RJ Inverarity	v Queensland, Brisbane	1965-66	103	CJL Rogers	v Victoria, St Kilda	2003-04
109	KD Meuleman	v MCC, Perth	1954-55	103*	SE Marsh	v South Australia, Perth	2004-05
109*	LM Sawle	v New South Wales, Perth	1955-56	103*	AC Voges	v South Australia, Adelaide	2006-07
109	GM Wood	v South Australia, Adelaide	1977-78	103	MJ North	v Victoria, Perth	2008-09
109	TJ Zoehrer	v Victoria, Perth	1987-88	102	KB Gartrell	v Victoria, Melbourne	1962-63
109	TM Moody	v Tasmania, Perth	1998-99	102	AC Gilchrist	v South Australia, Adelaide	2000-01
109	GB Hogg	v South Australia, Adelaide	2004-05	102*	CJL Rogers	v South Australia, Perth	2001-02
109	JL Langer	v South Australia, Perth	2007-08	102	KJ Hughes	v West Indies, Perth	1975-76
108	MEK Hussey	v Tasmania, Hobart	1997-98	102	SM Katich	v Victoria, Melbourne	2000-01
108	RJ Inverarity	v Queensland, Brisbane	1968-69	102	RS Langer	v Queensland, Perth	1979-80
108	RB Kanhai	v Queensland, Perth	1961-62	102*	KH Macleay	v New South Wales, Perth	1990-91
108*	PC Kelly	v MCC, Perth	1965-66	102	BK Shepherd	v Queensland, Brisbane	1960-61
108	JW Rutherford	v South Australia, Perth	1954-55	102	GM Wood	v Tasmania, Hobart	1985-86
108	GM Wood	v England, Perth	1990-91	102*	LA Pomersbach	v New South Wales, Perth	2007-08
108*	AC Gilchrist	v West Indies, Perth	1996-97	102*	NJ Rimmington	v New South Wales, Sydney	2011-12
108	DR Martyn	v Victoria, Perth	1996-97	101	RI Charlesworth	v South Australia, Adelaide	1978-79
108	JL Langer	v Victoria, Melbourne	2006-07	101	SM Katich	v Queensland, Brisbane	2000-01
108*	SE Marsh	v South Australia, Adelaide	2009-10	101	JL Langer	v Victoria, Perth	1997-98
108	AC Voges	v Queensland, Perth	2010-11	101	GR Marsh	v Victoria, St Kilda	1992-93
108	LM Davis	v Victoria, Melbourne	2011-12	101	DR Martyn	v Tasmania, Hobart	1997-98
107	GR Marsh	v Queensland, Perth	1983-84	101*	RD Meuleman	v New South Wales, Sydney	1969-70
107	GR Marsh	v Queensland, Perth	1992-93	101*	TM Moody	v Queensland, Brisbane	1990-91
107	TJ Prindiville	v Victoria, Melbourne	1969-70	101	TM Moody	v South Australia, Perth	1997-98
107	G Shipperd	v Victoria, Melbourne	1982-83	101*	AJ Richardson	v MCC, Perth	1928-29
107	GM Wood	v South Australia, Perth	1986-87	101*	CS Serjeant	v MCC, Perth	1976-77
107*	GB Hogg	v Pakistan, Perth	1995-96	101	BK Shepherd	v Victoria, Perth	1956-57
107	JL Langer	v Tasmania, Perth	1995-96	101*	DJ Woodhead	v Queensland, Perth	1958 59
107	MJ North	v Tasmania, Perth	2006-07	101*	MRJ Veletta	v New South Wales, Sydney	1991-92
107	MJ North	v Queensland, Perth	2009-10	101*	CJL Rogers	v South Australia, Perth	2001-02
106	C Milburn	v Queensland, Perth	1966-67	101*	MJ Nicholson	v South Africa, Perth	2001-02
106	CS Serjeant	v New South Wales, Sydney	1981-82	101	SE Marsh	v Tasmania, Perth	2004-05
106	G Shipperd	v Victoria, Melbourne	1979-80	101	AC Voges	v South Africa, Perth	2005-06
106	RB Simpson	v Victoria, Melbourne	1960-61	101	MJ North	v South Australia, Adelaide	2010-11
106	MRJ Veletta	v Tasmania, Perth	1987-88	100*	IJ Brayshaw	v West Indies, Perth	1975-76
106	SM Katich	v England, Perth	1998-99	100	FR Buttsworth	v Victoria, Perth	1921-22
106	MJ North	v Queensland, Perth	2001-02	100	RJ Campbell	v Victoria, Perth	1997-98
106	SW Meuleman	v Victoria, Perth	2003-04	100	R Edwards	v Victoria, Melbourne	1973-74
105	FJ Alexander	v New South Wales, Sydney	1937-38	100	KH Macleay	v Victoria, Melbourne	1982-83
105	AR Edwards	v Queensland, Perth	1950-51	100	GR Marsh	v Victoria, Perth	1985-86
105*	SM Katich	v Queensland, Perth	2000-01	100	DR Martyn	v Tasmania, Hobart	1993-94
105*	GR Marsh	v South Australia, Adelaide	1988-89	100	TM Moody	v Victoria, Melbourne	1986-87
105	KD Meuleman	v Queensland, Brisbane	1959-60	100	TM Moody	v New South Wales, Sydney	1990-91
105	SHD Rowe	v MCC, Perth	1907-08	100	MD O'Neill	v India, Perth	1980-81
105	MT Vernon	v Victoria, Melbourne	1959-60	100	BK Shepherd	v South Africa, Perth	1962-63
105*	DR Martyn	v Victoria, Melbourne	1991-92	100	MRJ Veletta	v Victoria, Carlton	1984-85
105	MEK Hussey	v New South Wales, Sydney	1995-96	100	MRJ Veletta	v Victoria, Perth	1988-89
105*	L Ronchi	v Queensland, Perth	2007-08	100	MT Vernon	v Victoria, Perth	1966-67
104	IJ Brayshaw	v New South Wales, Sydney	1966-67	100*	GM Wood	v Queensland, Perth	1977-78
104	RJ Campbell	v Tasmania, Perth	1997-98	100*	DR Martyn	v Tasmania, Perth	1998-99
104	D Chadwick	v South Australia, Perth	1968-69	100	MEK Hussey	v New South Wales, Sydney	2001-02
104	AR Edwards	v Victoria, Perth	1947-48	100*	KM Harvey	v Tasmania, Hobart	2003-04
104	RR Frankish	v Victoria, Perth	1949-50	100	L Ronchi	v New South Wales, Sydney	2005-06
104	RB Gartrell	v Tasmania, Hobart	1985-86				
104	RJ Inverarity	v New South Wales, Perth	1972-73				
104	RW Marsh	v West Indies, Perth	1968-69				
104	RW Marsh	v South Australia, Perth	1976-77				
104	G Shipperd	v Queensland, Perth	1979-80				

\* Denotes not out

## CAREER RECORDS FOR WA & WA COMBINED XI

The dates after each player's name denote the first and final seasons of the cricketer's career. For example, 1960 indicates the 1960-61 season, and 1960-64 indicates from the 1960-61 season to the 1964-65 season. The details set out below show the first line against the player's name as his first class record for Western Australia. The second line gives his matches for the WA Combined XI. Test match records for WA players appear elsewhere in the book.

Player	Seasons	Match	Inns	NO	HS	Runs	Ave	100's	50's	Balls	Runs	Wkts	Ave	5WI	10WM	Ct	St
Agar AC	2012	15	25	3	93	456	20.72	-	3	3319	1739	40	43.47	2	-	5	-
Alderman TM	1974-92	110	120	42	26*	559	7.16	-	-	22900	10451	433	24.13	20	4	88	-
Alexander FJ	1931-37	14	26	-	105	544	20.92	1	-	16	32	-	-	-	-	4	-
Allen JM	1996	1	1	-	30	30	30.00	-	-	120	87	-	-	-	-	-	-
Allenby J	2013	1	2	1	53	60	60.00	-	1	137	58	4	14.50	-	-	1	-
Anderson Dr JT	1908-09	4	7	1	14	40	6.66	-	-	180	82	2	41.00	-	-	2	-
Andrews WS	1982-92	91	139	13	139	4684	37.17	5	32	3600	1581	40	39.52	-	-	71	-
Angel J	1991-2003	110	143	38	84*	1260	12.00	-	4	23479	10940	445	24.58	16	1	23	-
Arthur GC	1937	3	6	-	27	53	8.83	-	-	-	-	-	-	-	-	4	1
Atkinson MP	1992-98	21	29	9	52*	423	21.15	-	1	3503	1923	54	35.61	1	-	13	-
Auty C	1990	2	4	1	17*	25	8.33	-	-	234	139	-	-	-	-	1	-
Back W	1892	2	4	-	7	12	3.00	-	-	-	-	-	-	-	-	-	-
Baird KH	1929	1	2	-	0	0	-	-	-	128	70	-	-	-	-	-	-
Baker DJ	1972-81	17	20	6	50	194	13.85	-	1	2580	1255	44	28.52	-	-	9	-
Baker RM	1995	29	52	7	111*	1252	27.82	1	5	1649	814	18	45.22	-	-	24	-
Bancroft CT	2013	11	20	-	93	450	22.50	-	2	-	-	-	-	-	-	11	-
Bandy DC	2005-10	26	43	3	88	1172	29.30	-	8	2066	1004	36	27.88	1	-	17	-
Bandy LH	1939-47	7	13	3	53*	270	27.00	-	1	264	109	3	36.33	-	-	6	-
Banks AJ	1908-20	2	3	-	19	23	7.66	-	-	110	105	3	35.00	-	-	2	-
Barras AEO	1938-47	6	9	1	113	352	44.00	1	2	136	75	1	75.00	-	-	4	-
Bateman WA	1892	2	3	-	20	21	7.00	-	-	108	71	2	35.50	-	-	3	-
Becker GC	1963-68	44	74	2	195	2062	28.63	3	12	-	-	-	-	-	-	100	17
		3	4	1	53	97	32.33	-	1	-	-	-	-	-	-	8	1
Beaton TM	2010	6	11	2	72*	239	26.55	-	1	-	-	-	-	-	-	6	-
Behrendorff JP	2011	15	26	9	29	189	13.50	-	-	2429	1525	61	25.00	2	-	8	-
Bennett FC	1950-51	2	4	1	42*	73	24.33	-	-	-	-	-	-	-	-	1	-
Bennett F	1892	2	4	-	10	13	3.25	-	-	-	-	-	-	-	-	1	-
Beer MA	2010	25	38	16	29*	276	12.54	-	-	4087	2340	62	37.74	1	-	17	-
Bessen MO	1937	1	2	-	39	40	20.00	-	-	-	-	-	-	-	-	-	-
Bevan HG	1956-63	40	63	24	26	320	8.20	-	-	7186	3936	115	34.23	6	-	11	-
		2	3	2	7*	11	11.00	-	-	429	240	6	40.00	1	-	2	-
Bidstrup TA	1957-60	2	4	1	20	32	10.66	-	-	328	178	4	44.50	-	-	-	-
Bishop EG	1892-98	3	6	3	6	11	3.66	-	-	630	229	8	28.62	1	-	1	-
Birt TR	2011	9	16	2	63	365	23.07	-	3	30	33	-	-	-	-	4	-
Blundell GR	1921-24	5	9	-	52	178	19.77	-	1	173	117	5	23.40	-	-	2	-
Bosisto WG	2013	3	5	-	44	73	14.60	-	-	96	53	2	26.50	-	-	4	-
Bott LC	1912-25	14	24	-	54	400	16.66	-	1	294	127	4	31.75	-	-	7	-
Bovell HEJ	1961	1	2	-	10	15	7.50	-	-	-	-	-	-	-	-	-	-
Bowe RD	1967-68	3	6	1	86	110	22.00	-	1	-	-	-	-	-	-	-	-
Boyd DL	1981-82	12	16	3	43*	246	18.92	-	-	1862	1031	25	41.24	-	-	5	-
Brayshaw IJ	1960-77	101	161	25	160	4325	31.80	3	25	11625	4465	178	25.08	7	2	108	-
Brayshaw JA	1987-90	18	24	2	81	633	28.77	-	4	410	201	2	100.50	-	-	14	-
Breman TG	1985-87	10	14	3	45*	203	18.45	-	-	1404	667	22	30.31	1	-	4	-
Bromley EH	1929-31	6	12	-	78	247	20.58	-	2	763	408	10	40.80	-	-	4	-
Bryant FJ	1926-36	19	33	1	115	946	29.56	2	5	8	10	-	-	-	-	7	-
		1	1	-	12	12	12.00	-	-	-	-	-	-	-	-	-	-
Bryant RJ	1924-35	28	49	2	103	1076	21.95	1	4	1394	688	19	36.21	-	-	15	-
		1	2	1	12*	12	12.00	-	-	128	58	1	58.00	-	-	-	-
Bryant WJ	1926	1	2	-	6	6	3.00	-	-	-	-	-	-	-	-	-	-
Buggins BL	1954-62	62	96	14	60*	1188	14.48	-	1	3	1	1	1.00	-	-	143	19
		1	1	1	-	4	4.00	-	-	-	-	-	-	-	-	5	-
Bush GEW	1984-90	9	13	3	27	73	7.30	-	-	1393	792	17	46.58	-	-	6	-
Butler WJ	1921	1	2	-	6	10	5.00	-	-	-	-	-	-	-	-	-	-
Buttsworth FJ	1947-49	8	15	-	60	343	22.86	-	2	-	-	-	-	-	-	3	-
Buttsworth FR	1920-25	7	12	3	100	153	17.00	1	-	1056	544	13	41.84	-	-	2	-
Buttsworth WF	1937	3	6	-	41	109	18.16	-	-	-	-	-	-	-	-	3	-
Byfield AS	1952-53	6	12	3	39	251	27.88	-	-	56	43	2	21.50	-	-	5	-
Calder H	1932	1	1	-	9	9	9.00	-	-	-	-	-	-	-	-	1	-
Campbell IJ	1933	2	2	-	9	16	8.00	-	-	-	-	-	-	-	-	1	-

Campbell RJ	1996-2005	92	161	5	203	5766	36.96	11	36	24	30	-	-	-	-	244	15
Cantwell HR	1924	1	2	-	0	0	-	-	-	-	-	-	-	-	-	1	-
Capes PA	1985-92	40	46	14	23	329	10.28	-	-	7895	3926	124	31.66	4	1	8	-
Carlson VC	1922-25	3	5	-	10	14	2.80	-	-	18	5	-	-	-	-	-	-
Carmody DK	1947-55	35	67	1	198	1861	28.19	1	11	55	42	1	42.00	-	-	26	2
		1	2	-	38	46	23.00	-	-	-	-	-	-	-	-	-	-
Carter RC	1909	3	6	1	32	97	19.40	-	-	24	14	-	-	-	-	1	-
Cary SR	1994	39	40	19	13	178	8.47	-	-	8064	3674	102	36.02	-	-	14	-
Cartwright HWR	2012	3	4	-	29	34	8.50	-	-	60	33	2	16.50	-	-	3	-
Casson B	2002-05	24	41	6	51	592	16.91	-	1	4744	2796	71	39.38	2	1	8	-
Chadwick D	1963-71	65	118	10	137	3886	35.98	9	14	39	37	-	-	-	-	45	-
Chappell TM	1976	4	4	-	57	160	40.00	-	2	8	5	-	-	-	-	2	-
Chamberlain JA	1906	1	2	-	11	11	5.50	-	-	6	17	-	-	-	-	1	-
Charlesworth L	1949-50	8	16	1	122	494	32.93	1	1	16	14	-	-	-	-	8	-
Charlesworth RI	1972-79	47	82	5	101	2327	30.22	1	16	8	1	-	-	-	-	35	-
Christian AH	1906-21	17	32	1	97	757	24.41	-	5	4060	1981	79	25.07	5	2	6	-
Clark HJ	1922	1	2	-	1	1	0.50	-	-	24	18	-	-	-	-	-	-
Clark MW	2001	16	21	9	26	135	11.25	-	-	2706	1297	46	28.19	1	-	11	-
Clark WM	1974-84	49	58	22	46*	604	16.77	-	-	11190	4639	150	30.92	4	-	14	-
Clements SC	1981-84	20	33	1	151	1114	34.81	1	8	92	56	-	-	-	-	15	-
Clough PM	1984-85	8	10	4	21	56	9.33	-	-	1693	831	24	34.62	-	-	-	-
Cockley BT	2012	3	6	1	11*	18	3.60	-	-	624	330	14	23.57	-	-	-	-
		1	did	not	bat	-	-	-	-	18	7	-	-	-	-	-	-
Coetzee JP	2009	1	2	-	15	16	8.00	-	-	108	55	2	27.50	-	-	1	-
Colgan G	1977	1	1	-	1	1	1.00	-	-	136	87	2	43.50	-	-	-	-
Connor GO	1958	4	8	-	22	73	9.12	-	-	24	13	-	-	-	-	3	-
Coombe TM	1905	1	2	-	15	15	7.50	-	-	-	-	-	-	-	-	-	-
Coulson CE	1990-95	11	19	5	32*	178	12.71	-	-	2269	1164	31	37.55	-	-	8	-
Coulter-Nile NM	2009	27	41	2	52	711	18.23	-	1	3439	2588	94	27.53	2	-	20	-
Cowper RM	1968	3	4	-	15	27	6.75	-	-	205	100	2	50.00	-	-	10	-
Cox MJ	1985-86	7	8	-	31	97	12.12	-	-	-	-	-	-	-	-	23	2
Coyne TH	1905-08	4	7	-	62	144	20.57	-	1	420	194	11	17.63	1	-	2	-
Crawford AW	2008	3	3	3	6*	8	-	-	-	413	223	7	31.86	-	-	2	-
Cripps AE	1952	2	4	-	16	27	6.75	-	-	-	-	-	-	-	-	1	-
Cullen GI	2000	1	1	-	5	5	5.00	-	-	-	-	-	-	-	-	-	-
Cullinan T	1892	1	2	-	8	9	4.50	-	-	12	19	-	-	-	-	-	-
Cumming KR	1945-47	9	12	3	10	35	3.88	-	-	1750	616	22	28.00	1	-	3	-
		1	1	-	13	13	13.00	-	-	144	41	1	41.00	-	-	-	-
Curtin PWE	1931-32	3	5	1	35	64	16.00	-	-	376	163	2	81.50	-	-	-	-
<hr/>																	
Daniel WW	1981	2	2	-	21	23	11.50	-	-	378	180	1	180.00	-	-	1	-
Davis LM	2007	36	70	1	303*	2190	31.73	4	7	6	6	-	-	-	-	27	-
Davis PJ	2008	1	2	1	37	39	39.00	-	-	180	99	4	24.75	-	-	-	-
Dick AW	1948	1	2	-	8	8	4.00	-	-	32	11	-	-	-	-	-	-
Dick IR	1950	1	2	-	27	27	13.50	-	-	-	-	-	-	-	-	-	-
Dighton MG	1997-99	11	19	2	182*	605	35.59	1	2	-	-	-	-	-	-	15	-
Ditchburn AJ	1933-35	9	14	4	27*	127	12.70	-	-	1839	674	22	30.63	-	-	9	-
Dixon MW	2010	3	5	1	22	33	8.25	-	-	276	211	3	70.33	-	-	1	-
		1	did	not	bat	-	-	-	-	111	107	-	-	-	-	-	-
Doig RO	1926-32	3	6	1	16	56	11.20	-	-	128	79	1	79.00	-	-	-	-
Dorey BR	2004-10	43	60	9	53	793	15.55	-	1	8902	4173	161	25.92	9	1	17	-
Doropoulos TP	2007-09	8	14	2	65	276	23.00	-	2	210	146	4	36.50	-	-	6	-
Drew AD	1924-32	13	25	-	42	298	11.92	-	-	272	156	2	78.00	-	-	10	-
		1	2	-	37	37	18.50	-	-	-	-	-	-	-	-	-	-
Driver WG	1949	4	8	-	109	359	44.87	1	1	40	24	-	-	-	-	1	-
Duffield RM	2010	16	26	3	36	289	10.39	-	-	2511	1685	63	26.74	1	-	8	-
		1	did	not	bat	-	-	-	-	141	96	2	48.00	-	-	-	-
Duffy WV	1892	2	4	-	42	62	15.50	-	-	303	183	8	22.87	1	-	-	-
Dunn WP	1948-52	18	32	12	33*	169	8.45	-	-	3987	1507	48	31.39	2	-	16	-
Dunstan WJ	1905	1	1	-	0	0	-	-	-	-	-	-	-	-	-	-	1
Duperouzel B	1971-72	5	8	2	43	143	23.83	-	-	8	6	-	-	-	-	7	1
<hr/>																	
Edmondson BM	2003	43	52	24	15*	107	3.96	-	-	8061	5243	163	32.16	3	1	14	-
Edmondson HPD	1905-12	6	11	-	68	194	17.63	-	2	287	226	4	56.50	-	-	1	-
Edwards AR	1946-56	44	77	5	105	2325	32.29	3	12	691	346	14	24.71	-	-	35	1
		1	1	-	45	45	45.00	-	-	-	-	-	-	-	-	-	-
Edwards EK	1948	2	4	-	21	47	11.75	-	-	-	-	-	-	-	-	-	-
Edwards R	1964-74	72	122	15	158	4481	41.87	11	22	40	29	1	29.00	-	-	79	8
Edwards WJ	1973-77	22	40	1	153	1313	33.66	2	9	199	141	2	70.50	-	-	16	-
England EJ	1945-53	5	8	1	71	213	30.42	-	2	8	11	-	-	-	-	4	-
Epstein J	1945	1	1	-	33	33	33.00	-	-	120	33	3	11.00	-	-	-	-
Ervine SM	2006	2	2	-	4	4	2.00	-	-	241	111	4	27.75	-	-	-	-
Evans GN	1937	2	4	-	26	26	6.50	-	-	-	-	-	-	-	-	-	-
Evans RM	1906-24	11	20	2	34*	270	15.00	-	-	400	214	1	214.00	-	-	6	-
Evans WA	1921-32	20	36	1	53	543	15.51	-	1	3200	1248	34	36.70	1	-	13	-
		2	2	-	0	0	-	-	-	408	127	4	31.75	-	-	1	-

Everett DT	1935	1	1	-	0	0	-	-	-	-	-	-	-	-	-	-	-
Everett JS	1909	1	2	-	13	13	6.50	-	-	78	48	-	-	-	-	1	-
Evers HA	1905-20	13	20	1	43	315	16.57	-	-	-	-	-	-	-	-	14	12
Eyres G	1937-39	8	14	2	41	118	9.83	-	-	1857	757	26	29.11	2	-	4	-
Ferries KI	1961	1	1	-	9	9	9.00	-	-	152	61	1	61.00	-	-	-	-
Fidock HE	1924-29	3	5	1	35	50	12.50	-	-	280	152	3	50.66	-	-	2	-
Fitzgerald DA	1993-94	4	5	2	35	110	36.66	-	-	-	-	-	-	-	-	6	-
Fleay CWEJ	1922	1	1	-	4	4	4.00	-	-	72	36	2	18.00	-	-	2	-
Foley MH	1953	3	6	-	43	101	16.83	-	-	-	-	-	-	-	-	2	-
Forsyth GM	1961	1	1	-	1	1	1.00	-	-	216	91	2	45.50	-	-	1	-
Francis SG	1933-36	8	12	3	26*	149	16.55	-	-	1611	592	23	25.73	-	-	3	-
Frankish RR	1948-52	19	38	5	104	799	24.21	1	2	1592	725	20	36.25	-	-	21	-
Freemantle Dr LF	1924-25	3	6	-	87	131	21.83	-	1	420	303	5	60.60	-	-	6	-
Gallash I	1962-63	10	16	5	30*	100	9.09	-	-	2186	972	24	40.50	-	-	3	-
		1	2	1	6	8	8.00	-	192	113	-	-	-	-	-	-	-
Gannon JB	1966-78	37	38	17	20	138	6.57	-	-	6975	3204	106	30.22	2	-	16	-
Gardiner GA	1934-37	7	14	3	29*	176	16.00	-	-	687	368	14	26.28	1	-	3	-
Garnaut MS	1996-97	16	16	4	10*	57	4.75	-	-	2698	1554	37	42.00	-	-	6	-
Gartrell KB	1959-62	10	19	-	102	482	25.36	1	2	146	127	1	127.00	-	-	8	-
Gartrell RB	1984-85	7	13	2	104	400	36.36	1	1	18	3	-	-	-	-	2	-
Gaunt RA	1955-59	29	37	11	27*	250	9.61	-	-	6074	2894	109	26.55	5	-	8	-
Germaine L	1958	7	10	2	46*	96	12.00	-	-	994	589	12	49.08	-	-	2	-
		1	1	-	2	2	2.00	-	-	208	103	-	-	-	-	-	-
Gilchrist AC	1994-07	59	94	12	203*	3359	40.96	9	15	-	-	-	-	-	-	293	8
Gillies WS	2005	3	4	-	21	70	17.50	-	-	212	173	6	28.83	-	-	1	-
Gonnella P	1984-88	19	32	4	134	878	31.35	1	3	96	50	-	-	-	-	12	-
Good Dr RNS	1909	2	4	-	48	52	13.00	-	-	-	-	-	-	-	-	-	-
Goodwin MW	1994-05	62	111	8	201*	4406	42.77	10	21	12	2	-	-	-	-	41	-
Gorringe HR	1951-58	27	40	10	25	224	7.46	-	-	5790	3044	87	34.98	2	1	12	-
		1	2	-	4	4	2.00	-	-	152	61	2	30.50	-	-	-	-
Gouly L	1905-07	4	7	3	70*	140	35.00	-	1	-	-	-	-	-	-	-	-
Graf SF	1983	11	14	2	74	420	35.00	-	3	2251	1048	32	32.75	-	-	10	-
Grigg HT	1925	3	6	-	30	81	13.50	-	-	-	-	-	-	-	-	1	-
Guest CEJ	1966	7	12	2	74	328	32.80	-	2	1347	611	16	38.18	-	-	3	-
Hagdorn KJ	1977	1	did	not	bat	-	-	-	-	48	19	-	-	-	-	-	-
Halcombe RA	1928-39	17	24	8	14*	85	5.31	-	-	2510	1279	34	37.61	-	-	5	-
		3	3	1	7	9	4.50	-	-	624	294	7	42.00	-	-	-	-
Hanna BL	1970-72	7	13	1	51*	213	17.75	-	1	32	30	-	-	-	-	6	-
Hantke TCM	1908	1	2	-	2	2	1.00	-	-	30	20	-	-	-	-	-	-
Harburn CM	1961-65	7	13	-	139	307	23.61	1	2	80	36	-	-	-	-	4	-
Hardie AE	1922	2	4	-	17	49	12.25	-	-	224	201	6	33.50	-	-	-	-
Harper CW	1908	3	4	3	11*	16	16.00	-	-	174	89	2	44.50	-	-	-	-
Harris DJ	1990	1	2	-	23	23	11.50	-	-	-	-	-	-	-	-	1	-
Harris HVP	1898	1	2	-	32	54	27.00	-	-	-	-	-	-	-	-	2	-
Harris MS	2010	25	49	2	157	1225	26.06	2	2	-	-	-	-	-	-	13	-
		1	2	-	69	91	45.50	-	-	-	-	-	-	-	-	-	-
Harrold HW	1925	1	2	1	21*	21	21.00	-	-	168	89	2	44.50	-	-	-	-
Harvey E	1905	1	2	1	14*	14	14.00	-	-	18	17	-	-	-	-	-	-
Harvey KM	1994-04	26	40	10	100*	661	22.03	1	-	3846	2112	58	36.41	-	-	16	-
Hawke NJN	1959	7	9	-	89	189	21.00	-	1	774	344	6	57.33	-	-	5	-
Heal AK	2003	19	24	3	81*	439	20.90	-	4	3508	1840	37	49.73	1	1	7	-
Healy EN	1920	1	1	-	1	1	1.00	-	-	-	-	-	-	-	-	-	-
Heindricks AHJC	1922	2	3	1	91*	127	63.50	-	1	-	-	-	-	-	-	-	-
Hennah WH	1909	1	2	-	0	0	-	-	-	84	52	-	-	-	-	1	-
Herbert HU	1922-26	5	10	2	19*	59	7.37	-	-	266	156	5	31.20	-	-	1	-
Herbert MU	1945-54	16	27	1	53	343	13.19	-	1	2955	1561	40	39.62	2	-	9	-
		1	1	1	28	28	28.00	-	-	-	-	-	-	-	-	-	-
Heron CJ	2005	6	11	-	84	307	27.91	-	4	-	-	-	-	-	-	6	-
Herring LL	1898	1	2	-	34	41	20.50	-	-	-	-	-	-	-	-	-	-
Herzberg S	1991-92	2	4	2	57*	76	38.00	-	1	355	189	6	31.50	-	-	1	-
Hewson RH	1924-31	13	24	8	38	256	16.00	-	-	-	-	-	-	-	9	6	-
Hill WD	1983-84	8	9	1	31*	83	10.37	-	-	6	1	-	-	-	-	23	-
Hill-Smith W	1931-33	8	12	-	68	344	24.57	-	4	-	-	-	-	-	-	3	-
		1	2	-	32	49	24.50	-	-	-	-	-	-	-	-	-	-
Hoare DE	1955-65	54	78	16	133	1164	18.77	1	3	10743	5075	194	26.15	10	1	24	-
		2	2	-	5	5	2.50	-	-	280	135	8	16.87	1	-	1	-
Hogan MG	2009	46	69	25	47*	710	16.13	-	-	8235	4583	166	27.60	6	-	25	-
Hogan TG	1981-90	55	72	11	115*	1175	19.26	1	4	12580	5241	148	35.41	6	-	35	-
Hogg GB	1993	76	118	25	111*	3050	32.79	3	19	9545	4983	129	38.62	8	-	46	-
Hogue TH	1906-12	15	27	1	119	815	31.34	1	5	1656	806	36	22.38	-	-	9	-
Hogue WW	1907-12	8	13	2	33	163	14.82	-	-	504	244	3	81.33	-	-	3	-
Horrocks WJ	1926-35	11	20	3	148*	607	35.70	1	5	16	7	-	-	-	-	4	-
		2	3	-	140	247	82.33	1	1	-	-	-	-	-	-	1	-
Hosking AW	1898	1	2	-	53	79	39.50	-	1	78	18	-	-	-	-	-	-



Mitchell Marsh and Ryan Duffield embrace after combining for a wicket.

House GWC	1972-73	4	4	1	70*	87	29.00	-	1	432	216	6	36.00	-	-	2	-
Howard HC	1905-24	20	37	7	77*	784	26.13	-	5	284	219	6	36.50	-	-	7	-
Hubble JM	1964-74	15	19	8	54	234	21.27	-	1	3031	1431	47	30.44	1	1	7	-
Hughes KJ	1975-88	66	111	4	183	4588	42.87	13	22	72	24	-	-	-	-	40	-
Hughes WC	1912	5	7	2	13*	38	7.60	-	-	663	555	19	29.21	-	-	6	-
Hussey PL	1892	2	4	-	14	27	6.75	-	-	-	-	-	-	-	-	-	-
Hussey MEK	1994	122	225	14	223*	8745	41.44	17	45	1050	513	15	34.20	-	-	123	-
Inness MW	2005-07	11	17	6	29*	130	11.82	-	-	2492	1210	37	32.70	2	-	5	-
Inverarity M	1925-39	26	44	1	68*	736	17.11	-	4	3099	2104	53	39.69	3	-	11	-
Inverarity RJ	1962-78	119	207	21	187	7607	40.89	20	36	4983	1954	55	35.52	-	-	156	-
		2	4	-	13	36	9.00	-	-	16	2	-	-	-	-	3	-
Ireland GJ	1984-85	8	9	-	50	151	16.77	-	1	-	-	-	-	-	-	6	-
Irvine JT	1964-70	30	48	3	182	1602	35.60	3	8	216	120	1	120.00	-	-	24	-
		1	1	-	20	20	20.00	-	-	-	-	-	-	-	-	-	-
Jackson AE	1898	1	2	-	43	47	23.50	-	-	-	-	-	-	-	-	-	-
James EP	1953-54	2	3	-	24	25	8.33	-	-	426	302	5	60.40	-	-	-	-
		1	2	-	0	0	-	-	-	256	92	2	46.00	-	-	-	-
Jarvis CMB	1932	1	1	-	3	3	3.00	-	-	-	-	-	-	-	-	2	-
Jeffreys JA	1937-39	5	10	-	36	158	15.80	-	-	-	-	-	-	-	-	6	-
Jeffreys KS	1937-45	6	10	2	49	194	24.25	-	-	208	155	3	51.66	-	-	1	-
Johnson MA	2008	10	16	-	53	196	12.25	-	1	-	-	-	-	-	-	34	2
Johnson MG	2010	10	12	2	121*	329	32.90	1	-	866	1000	37	27.02	2	-	3	-
Jenner TJ	1963-66	24	43	8	69	748	21.37	-	1	3845	2006	34	59.00	-	-	11	-
		1	1	1	12*	12	-	-	-	168	119	1	119.00	-	-	-	-
Johnston MJ	2009	1	2	-	44	44	22.00	-	-	48	20	2	20.00	-	-	-	-
Jones A	1963	9	18	-	66	503	27.94	-	3	88	32	1	32.00	-	-	2	-
		1	2	-	1	1	0.50	-	-	-	-	-	-	-	-	-	-
Jones E	1906-07	3	6	-	48	98	16.33	-	-	594	279	9	31.00	-	-	3	-
Jones JR	1933-35	10	12	5	22	104	14.85	-	-	1830	939	27	34.77	-	-	10	-
Jones SA	1975	1	2	-	36	38	19.00	-	-	120	108	1	108.00	-	-	2	-
Jones VC	1905	1	2	-	15	16	8.00	-	-	54	52	-	-	-	-	1	-
Joynt HK	1960-64	16	29	-	56	440	15.17	-	2	56	33	1	33.00	-	-	15	-
		1	2	-	81	85	42.50	-	1	-	-	-	-	-	-	-	-
Julian BP	1989-00	92	135	21	124	2654	23.28	2	12	17145	9049	306	29.57	16	2	65	-
Jurgensen SJ	1998	2	3	3	13	16	-	-	-	373	223	2	111.50	-	-	1	-
Kanhai RB	1961	8	14	1	135	533	41.00	2	2	56	21	-	-	-	-	3	-
Karppinen SJ	2000	3	5	1	17	22	5.50	-	-	558	324	11	29.45	-	-	-	-
Katich SM	1996-01	50	90	13	228*	3847	49.96	12	17	815	544	11	49.45	-	-	44	-
Kelly OH	1906-07	3	6	1	23	75	15.00	-	-	-	-	-	-	-	-	1	-
Kelly PC	1964-66	21	39	3	132	1556	43.22	4	7	73	47	-	-	-	-	10	-
		1	2	-	33	48	24.00	-	-	-	-	-	-	-	-	-	-
Kelly RC	1992	3	6	1	34	94	18.80	-	-	-	-	-	-	-	-	2	-
Kelly TP	2007	5	5	2	26	32	10.67	-	-	762	379	6	63.17	-	-	1	-
Kelly WH	1905	2	3	1	9	10	5.00	-	-	230	112	3	37.33	-	-	1	-
Keogh EJ	1898	1	2	-	13	14	7.00	-	-	150	68	2	34.00	-	-	-	-
Kessey GT	1945-49	12	18	3	60	286	19.06	-	1	-	-	-	-	-	-	18	5
		1	1	1	34*	34	-	-	-	-	-	-	-	-	-	1	2
Kimpton RW	1935	1	1	-	8	8	8.00	-	-	-	-	-	-	-	-	1	-
Knowles BA	2008	8	11	4	36	118	16.85	-	-	1465	835	32	26.09	-	-	1	-
Laird BM	1972-83	64	113	9	171	3824	36.77	7	23	74	50	-	-	-	-	60	-
Lang HK	1929-31	2	4	-	29	42	10.50	-	-	-	-	-	-	-	-	-	-
Langdon CW	1946-55	29	53	3	138	1857	37.14	5	9	2354	956	23	41.56	-	-	22	-
Langer JL	1991-07	118	212	17	274*	9951	51.03	29	39	114	47	-	-	-	-	111	-
Langer RS	1973-81	44	78	14	150*	2756	43.06	5	18	448	195	5	39.00	-	-	19	-
Lanigan JP	1921-22	2	3	1	64*	76	38.00	-	1	488	204	4	51.00	-	-	-	-
Lavender MP	1990-96	51	95	6	173*	3071	34.51	6	14	42	15	-	24.59	-	-	45	-
Lehmann CA	1912	2	3	1	10	17	8.50	-	-	216	153	4	38.25	-	-	2	-
Lillee DK	1969-83	76	94	27	54*	980	14.63	-	1	17789	8080	351	23.02	19	4	26	-
Lilly KE	1988	2	2	1	4*	4	4.00	-	-	360	255	6	42.50	-	-	-	-
Loader PJ	1963	1	1	-	0	0	-	-	-	152	85	-	-	-	-	-	-
Lock GAR	1962-70	71	108	17	66	1467	16.12	-	2	21215	7770	316	24.59	16	2	84	-
		3	3	-	32	64	21.33	-	-	687	305	10	30.50	-	-	2	-
Lockwood WT	1898	1	2	-	21	21	10.50	-	-	-	-	-	-	-	-	-	-
Lodge AO	1958-61	15	26	3	85	616	26.78	-	4	-	-	-	-	-	-	17	-
Loton CV	1925	2	4	2	21	25	12.50	-	-	-	-	-	-	-	-	-	1
Loton MW	1924	1	2	-	38	40	20.00	-	-	-	-	-	-	-	-	1	-
Lovelock OI	1932-39	21	36	8	94*	796	28.43	-	4	-	-	-	-	-	-	19	15
		2	2	-	11	19	9.50	-	-	-	-	-	-	-	-	-	2
Lovett AF	1950	1	2	-	6	6	3.00	-	-	47	40	1	40.00	-	-	1	-
MacDonald TP	2006	1	1	-	17	17	17.00	-	-	156	81	-	-	-	-	1	-
MacGill CWT	1939-50	6	11	1	78	250	25.00	-	1	120	559	19	29.42	-	-	5	-
MacGill SCG	1993	1	2	1	9	11	11.00	-	-	174	91	-	-	-	-	-	-

MacGill TMD	1968-72	12	18	4	34	210	15.00	-	-	2104	921	23	40.04	-	-	7	-
Mack CD	1989-90	9	9	3	8	14	2.80	-	-	1811	990	22	45.00	-	-	1	-
Mackin SP	2013	1	2	2	5*	5	∞	-	-	96	79	2	39.50	-	-	-	-
Macleay KH	1981-91	100	130	25	114*	2870	27.33	3	13	19377	7756	261	29.72	6	-	63	-
Magoffin SJ	2004-10	65	94	27	79	1357	20.25	-	3	13271	5719	222	25.76	8	-	19	-
Malone MF	1974-81	42	50	14	38	635	17.63	-	-	9659	4060	163	24.60	7	-	25	-
Mangan JP	2008	4	6	1	38	115	23.00	-	-	378	238	3	79.33	-	-	2	-
Mann AL	1963-83	76	114	17	110	2355	24.28	1	11	14251	6592	196	33.63	5	-	44	-
Marks VJ	1986	11	10	2	66*	370	46.25	-	1	2840	955	30	31.85	1	-	7	-
Marsh GR	1977-93	112	196	13	355*	7731	42.25	24	29	30	9	1	9.00	-	-	74	-
Marsh MR	2009	32	58	4	111	1511	27.98	1	4	1784	1284	45	28.53	1	-	20	-
		1	2	-	62	120	60.00	-	2	-	-	-	-	-	-	-	-
Marsh RW	1968-83	97	156	12	236	5181	35.98	8	25	32	17	-	-	-	-	359	33
		1	2	-	22	22	11.00	-	-	-	-	-	-	-	-	1	-
Marsh SE	2000	74	136	15	166	4387	36.25	8	22	180	131	2	65.50	-	-	71	-
Martin EJ	1932	1	1	-	2	2	2.00	-	-	190	165	6	27.50	-	-	-	-
		1	1	-	1	1	1.00	-	-	128	126	-	-	-	-	-	-
Martyn DR	1990-2006	104	184	17	203*	7319	43.83	20	37	2838	1286	33	38.97	-	-	97	1
Mason MS	1996-97	3	5	1	3	10	2.50	-	-	535	249	4	62.25	-	-	1	-
Massie RAL	1965-74	28	27	10	23	171	10.05	-	-	5718	2438	91	26.79	-	-	4	-
Mateljan T	1959	2	2	-	19	19	9.50	-	-	312	169	2	84.50	-	-	2	-
Matthews CD	1984-90	52	66	8	71	1309	22.56	-	7	10876	5332	225	23.70	14	-	19	-
Mayne LC	1961-69	32	46	16	50	333	11.10	-	1	7958	4090	125	32.72	5	-	10	-
		2	1	1	4*	4	4.00	-	-	436	279	9	31.00	-	-	-	-
McAullay KJ	1970-73	22	43	3	86	1251	31.27	-	9	-	-	-	-	-	-	14	-
McCague MJ	1990-91	11	13	3	34	124	12.40	-	-	2048	1086	32	33.93	1	-	7	-
McCarthy PCD	1950-54	7	14	-	98	386	27.57	-	2	-	-	-	-	-	-	3	-
McEvoy DM	1966	2	3	-	28	40	13.33	-	-	-	-	-	-	-	-	3	-
McEwan KS	1979-80	18	34	3	177	1094	35.29	2	6	3	8	-	-	-	-	9	-
McFarlane RD	1981	2	4	-	22	51	12.75	-	-	-	-	-	-	-	-	4	-
McKenzie DC	1934-45	4	6	-	88	214	35.66	-	3	-	-	-	-	-	-	1	-
McKenzie EN	1931	1	2	-	26	43	21.50	-	-	-	-	-	-	-	-	-	-
McKenzie GD	1959-73	81	119	24	69	1622	16.96	-	6	18127	8142	254	32.05	7	-	36	-
		4	4	1	48*	141	47.00	-	-	1236	565	16	35.31	-	-	1	-
McLauchlan D	2006	2	3	1	20	25	12.50	-	-	402	176	8	22.00	-	-	-	-
McPhee MW	1984-93	40	67	6	135	1699	27.85	2	9	30	14	-	-	-	-	16	-
McRae WA	1927-28	3	5	1	119	186	37.20	1	-	128	69	1	69.00	-	-	-	-
		1	2	1	18	33	33.00	-	-	-	-	-	-	-	-	-	-
Meares FD	1898	1	2	-	16	16	8.00	-	-	30	9	-	-	-	-	-	-
Meek AB	1920-25	5	8	1	12*	40	5.71	-	-	361	237	2	118.50	-	-	1	-
Meuleman KD	1952-60	48	75	9	234*	3398	51.48	11	13	1014	637	10	63.70	-	-	13	-
Meuleman RD	1968-71	14	22	3	101*	545	28.68	1	3	8	-	-	-	-	-	6	-
Meuleman SW	2000	19	34	-	109	742	21.82	2	3	120	97	2	48.50	-	-	10	-
Michael CA	1979	3	2	2	1*	1	-	-	-	414	241	9	26.77	-	-	1	-
Milburn C	1966-68	17	29	2	243	1414	52.37	3	8	632	302	5	60.40	-	-	15	-
		1	2	-	79	97	48.50	-	1	24	21	-	-	-	-	3	-
Millar GA	1981	1	1	-	20	20	20.00	-	-	114	77	-	-	-	-	-	-
Miller WA	1924	1	1	-	14	14	14.00	-	-	56	23	1	23.00	-	-	-	-
Mills RL	1937-38	5	8	2	14	20	3.66	-	-	712	344	5	68.80	-	-	2	-
Milosz SJ	1983-87	10	10	7	8	18	6.00	-	-	1811	759	17	44.64	1	-	4	-
Moffat AA	1892	2	4	2	2	3	1.50	-	-	66	47	1	47.00	-	-	-	-
Moody TM	1985-00	145	247	22	272	9520	42.31	21	49	15266	6590	232	28.40	5	1	124	-
Moore WH	1898	1	2	-	14	18	9.00	-	-	-	-	-	-	-	-	1	1
Moysey GB	1907	1	2	-	8	13	6.50	-	-	-	-	-	-	-	-	-	-
Muggleton MB	1964-69	3	6	-	21	50	8.33	-	-	8	2	1	2.00	-	-	-	-
Mulder B	1983-86	25	22	10	25*	101	8.42	-	-	4850	2112	57	37.05	3	1	14	-
Mullally AD	1987-89	15	12	4	34	64	8.00	-	-	3267	1556	37	42.05	-	-	4	-
Mullooly TC	1976	1	1	-	5	5	5.00	-	-	136	77	1	77.00	-	-	2	-
Munro C	1905-09	3	5	1	26*	55	13.75	-	-	509	224	5	44.80	-	-	3	-
Munro JKE	1948-54	25	47	5	53*	487	11.59	-	1	48	18	1	18.00	-	-	55	3
		1	2	1	5*	10	10.00	-	-	-	-	-	-	-	-	1	1
Murray GI	1964	1	1	-	1	1	1.00	-	-	146	94	3	31.25	-	-	-	-
Newman CF	1935-36	2	3	-	28	67	22.33	-	-	208	143	4	35.75	-	-	-	-
Newman HA	1927-31	3	4	1	17*	37	12.33	-	-	488	265	1	265.00	-	-	1	-
Nicholls PA	1971-78	19	33	12	38	492	23.42	-	-	2167	943	30	31.43	1	-	7	-
Nicholson MJ	1996	40	61	2	101*	1165	23.78	1	3	8120	4131	142	29.09	5	-	15	-
Nikitaras S	1998-00	2	3	2	10*	11	11.00	-	-	289	149	2	74.50	-	-	-	-
Noffke AA	2009-10	7	10	1	61	258	28.67	-	2	1227	663	12	55.25	-	-	3	-
North FD	1892	2	4	-	77	109	27.25	-	1	36	14	2	7.00	-	-	1	-
North MJ	1999	117	209	18	239*	7712	40.37	21	36	6887	3468	82	42.29	-	-	91	-
O'Dwyer TE	1946-59	15	23	4	51	305	16.05	-	1	2966	1415	41	34.51	3	-	9	-
Oldroyd BJ	1995	29	40	15	47	287	11.48	-	-	4156	2215	56	39.55	-	-	7	-
O'Meara PA	1977	1	2	-	20	29	14.50	-	-	-	-	-	-	-	-	2	-
O'Neill MD	1979-81	18	31	1	100	655	21.83	1	3	397	254	2	127.00	-	-	4	-

Orr HR	1892	2	4	-	44	77	19.25	-	-	78	56	-	-	-	-	-	-
O'Shaughnessy B	1932	1	1	-	0	0	-	-	-	144	81	1	81.00	-	-	1	-
Outridge TM	1947-52	19	36	1	93	724	20.68	-	4	1633	957	21	45.57	1	-	8	-
Packham L	1921	1	2	-	19	27	13.50	-	-	88	54	-	-	-	-	-	-
Parker EF	1905-09	11	22	-	117	804	36.54	2	4	54	26	-	-	-	-	7	-
Parker JF	1960-64	29	53	5	139*	1425	29.68	1	8	23	7	-	-	-	-	9	-
		1	1	-	55	55	55.00	-	1	-	-	-	-	-	-	-	-
Patfield AS	1908-09	3	6	2	21*	61	15.25	-	-	-	-	-	-	-	-	2	5
Paulsen RG	1973-78	31	37	14	46	405	17.60	-	-	5057	2688	81	33.18	3	-	14	-
Pavy L	1953-55	6	11	1	31	124	12.40	-	-	8	10	-	-	-	-	4	-
		1	2	1	36*	45	45.00	-	-	-	-	-	-	-	-	-	-
Penter CE	1979-80	8	13	2	112	286	26.00	1	1	925	507	5	101.40	-	-	5	-
Petrie MJ	2005	1	2	1	4*	4	4.00	-	-	214	88	1	88.00	-	-	-	-
Playle WR	1965-67	17	32	1	122	802	25.87	2	1	88	65	-	-	-	-	10	-
Pomersbach LA	2006	30	56	4	176	2111	40.60	4	16	249	133	5	26.60	-	-	38	-
Porter DN	2008	5	9	1	18*	62	7.50	-	-	684	456	10	45.60	-	-	5	-
Porter GD	1977-85	26	35	6	64	636	21.93	-	4	3921	1485	51	29.12	-	-	16	-
Preen AT	1953-56	13	21	9	27*	158	13.16	-	-	2619	979	28	34.96	1	-	8	-
Price RH	1949-55	25	43	17	33	374	14.38	-	-	5601	2475	90	27.50	4	1	11	-
		1	2	-	4	4	2.00	-	-	200	73	3	24.33	-	-	-	-
Prindiville KJ	1978	3	5	-	78	108	21.60	-	1	160	65	-	-	-	-	6	-
Prindiville TJ	1969-71	12	23	3	107	610	30.50	1	1	184	68	3	22.66	-	-	15	-
Puckett CW	1939-52	33	55	13	75	610	14.52	-	1	9702	3796	149	25.47	13	2	23	-
		1	1	-	2	2	2.00	-	-	184	77	1	77.00	-	-	-	-
Punch KF	1960-63	15	27	1	76	599	23.03	-	3	1360	583	16	36.43	-	-	14	-
Quinlan PF	1925-28	8	14	1	50	270	20.76	-	1	619	382	8	47.75	-	-	3	-
Quist KH	1905	2	4	-	56	111	27.75	-	1	30	22	-	-	-	-	2	-
Ramshaw DJ	1989	3	4	-	44	61	15.25	-	-	-	-	-	-	-	-	2	-
Randell AC	1912-21	5	7	-	61	156	22.28	-	1	-	-	-	-	-	-	3	-
Randell EA	1892-98	3	6	-	36	60	10.00	-	-	324	114	4	28.50	-	-	1	-
Read AE	1938-39	3	5	-	55	179	35.80	-	1	-	-	-	-	-	-	2	-
Reid BA	1984-95	56	61	25	30	303	8.42	-	-	12501	5575	197	28.30	7	1	14	-
Renfrey LC	1922-27	10	17	7	30*	212	21.20	-	-	1436	683	13	52.53	-	-	3	-
Richardson AJ	1927-29	4	5	-	56	128	25.60	-	1	689	241	9	26.77	-	-	3	-
		1	1	1	101*	101	-	1	-	120	39	1	39.00	-	-	-	-
Rigby A	1926	1	2	-	5	9	4.50	-	-	40	17	-	-	-	-	-	-
Rigg HWH	1946-58	12	19	1	76	431	23.94	-	1	216	113	2	56.50	-	-	12	-
Rigg BA	1947-56	18	33	3	65	511	17.03	-	2	952	689	8	86.12	-	-	11	-
Rimmington NJ	2011	13	20	5	102*	340	22.66	1	-	2247	1148	51	22.50	1	-	6	-
Roach WA	1933	3	4	1	17	31	10.33	-	-	-	-	-	-	-	-	1	-
Robinson A	1907	1	2	-	23	24	12.00	-	-	-	-	-	-	-	-	-	-
Robinson AW	1952	2	4	-	20	24	6.00	-	-	-	-	-	-	-	-	-	-
Robinson CH	1920	1	1	-	16	16	16.00	-	-	152	125	2	62.50	-	-	-	-
Robinson Dr GD	1945-47	7	12	-	134	464	38.66	1	2	-	-	-	-	-	-	2	-
		1	1	-	8	8	8.00	-	-	-	-	-	-	-	-	-	-
Robinson WM	2008	35	68	3	141	2254	34.67	2	15	370	239	6	33.83	-	-	17	-
Roe R	1934	2	4	-	58	136	34.00	-	1	-	-	-	-	-	-	1	-
Rogers CJL	1998-2007	70	125	6	279	5728	48.13	17	29	10	9	-	-	-	-	66	-
Rogers JW	2012	10	19	-	95	446	23.47	-	2	6	-	-	-	-	-	12	-
Ronchi L	2002	57	95	10	148	2777	33.67	5	13	-	-	-	-	-	-	214	10
Rowe SHD	1905-29	25	47	2	105	980	20.85	1	4	42	28	-	-	-	-	20	-
		1	1	-	73	73	73.00	-	1	-	-	-	-	-	-	-	-
Rowlands WT	1937-38	7	12	-	49	186	15.50	-	-	272	112	-	-	-	-	5	-
Russell RS	1988-93	4	5	1	23	68	17.00	-	-	528	275	6	45.83	-	-	3	-
Rutherford JW	1952-60	38	70	4	167	2383	36.10	5	11	2619	1020	18	56.66	-	-	27	-
		2	3	-	39	73	24.33	-	-	170	56	3	18.00	-	-	4	-
Ryan RT	1933	4	7	-	29	141	20.14	-	-	-	-	-	-	-	-	1	-
Sands RF	1947	1	2	-	13	15	7.50	-	-	-	-	-	-	-	-	1	-
Sarre RB	1951-54	15	29	1	103	523	18.67	1	1	403	200	9	22.22	-	-	5	-
Sartori RJ	1933	3	4	2	8	11	5.50	-	-	416	187	4	46.75	-	-	1	-
Sawle LM	1954-60	34	61	4	109*	1669	29.28	1	9	19	13	-	-	-	-	17	-
		1	2	-	25	32	16.00	-	-	-	-	-	-	-	-	2	-
Sayers MG	1978	1	did	not	bat	-	-	-	-	-	-	-	-	-	-	5	-
Scarff CS	1969-70	4	6	-	67	165	27.50	-	1	-	-	-	-	-	-	-	-
Selk RA	1898-1912	16	25	8	34	192	11.29	-	-	3588	1844	75	24.58	6	2	6	-
Serjeant CS	1976-82	51	86	16	144*	2632	37.60	6	12	6	4	-	-	-	-	67	-
Shea JA	1937-45	5	10	-	110	243	24.30	1	-	-	-	-	-	-	-	1	-
		1	1	-	0	0	-	-	-	16	8	-	-	-	-	-	-
Shepherd BK	1955-65	83	141	14	219	5340	42.04	13	26	463	293	3	97.66	-	-	56	-
		4	6	1	62	208	41.60	-	2	16	5	-	-	-	-	2	-
Shipperd G	1977-87	68	117	16	167*	4450	44.05	10	22	30	13	-	-	-	-	44	-
Simmons CJ	2003	4	7	-	60	87	12.42	-	1	120	72	1	72.00	-	-	1	-
Simpson RB	1956-60	24	38	7	236*	2470	79.67	6	13	2725	1179	36	32.71	1	-	30	-

		1	1	-	17	17	17.00	-	-	88	36	1	36.00	-	-	3	-
Slater KN	1955-67	67	110	11	154	2114	21.35	1	13	12821	5364	122	43.96	-	-	47	-
		1	1	-	2	2	2.00	-	-	344	133	2	66.50	-	-	-	-
Smith AEC	1925-26	2	4	-	16	61	15.25	-	-	-	-	-	-	-	-	-	-
Smith DD	1984	1	2	-	2	2	1.00	-	-	36	29	2	14.50	-	-	1	-
Smith WR	1961-62	9	18	-	77	359	19.94	-	2	-	-	-	-	-	-	10	-
Spalding EG	1984	4	3	1	-	-	-	-	-	600	308	12	25.66	-	-	-	-
Spencer DJ	1993	8	8	1	38	75	10.71	-	-	1099	750	20	37.50	-	-	7	-
Stewart J	1992-97	18	24	5	51	200	10.53	-	1	3247	1749	35	49.97	-	-	7	-
Stoinis MP	2008	3	6	-	27	74	12.33	-	-	-	-	-	-	-	-	1	-
Stokes W	1921-28	8	13	2	12	58	5.27	-	-	-	-	-	-	-	-	8	-
Strauss RB	1952-59	34	54	7	52	778	16.55	-	2	7658	3036	128	23.71	8	-	11	-
		1	1	-	14	14	14.00	-	-	342	123	6	20.50	1	-	-	-
Stubbs JRM	1956-61	3	6	1	4	9	1.80	-	-	351	201	4	50.25	-	-	-	-
Swan GG	1999	11	10	5	8*	8	1.60	-	-	1971	1129	28	40.32	1	-	8	-
Swart MR	2009	9	17	-	104	492	28.94	1	3	72	73	2	36.50	-	-	3	-
<hr/>																	
Taaffe FH	1922-36	17	31	2	79	623	21.48	-	4	547	376	7	62.66	1	-	5	-
Taylor JJ	2003	6	9	2	50	132	18.55	-	1	830	615	12	51.25	-	-	3	-
Thistle MJ	2003	1	2	-	14	14	7.00	-	-	-	-	-	-	-	-	-	-
Thomson GD	1982	1	1	-	0	0	-	-	-	162	150	-	-	-	-	1	-
Thornton BT	1971	1	2	2	16*	24	-	-	-	128	87	1	87.00	-	-	-	-
Thorp CD	2002	6	8	-	26	66	8.25	-	-	945	531	10	53.10	-	-	2	-
Triffitt TIF	2012	5	10	-	85	295	29.50	-	2	-	-	-	-	-	-	16	-
		1	2	1	18*	18	18.00	-	-	-	-	-	-	-	-	5	-
Truscott WJ	1929	1	2	-	2	2	1.00	-	-	-	-	-	-	-	-	-	1
Towers LJC	2008	13	25	-	124	452	18.08	1	-	-	-	-	-	-	-	5	-
		1	2	-	77	78	39.00	-	1	-	-	-	-	-	-	-	-
Turner AJ	2013	5	3	-	41	145	16.11	-	-	25	12	-	-	-	-	2	-
		1	2	1	62*	74	74.00	-	1	36	39	1	39.00	-	-	-	-
<hr/>																	
Varis L	1966-72	19	32	2	94	625	20.83	-	2	1332	605	16	37.81	-	-	18	-
Veietta MRJ	1983-94	127	218	23	262	8038	41.22	19	46	18	12	-	-	-	-	158	2
Vernon MT	1955-67	71	121	4	173	4067	34.76	8	22	410	231	9	25.66	-	-	53	-
		2	4	1	44	102	34.00	-	-	-	-	-	-	-	-	4	-
Voges AC	2002	91	164	22	235*	5696	40.11	13	26	2569	1365	35	39.00	-	-	130	-
<hr/>																	
Walkerden HE	1909	1	2	-	6	6	3.00	-	-	-	-	-	-	-	-	-	-
Wasley MA	1990	2	3	1	12	19	9.50	-	-	377	181	3	60.33	-	-	-	-
Walsh MJ	1998-00	12	18	1	50	293	17.23	-	2	-	-	-	-	-	-	45	4
Wates DJ	1999	15	20	6	99	491	35.07	-	3	2270	1398	35	39.94	-	-	5	-
Watson GD	1971-74	25	42	6	145	1298	36.05	2	6	3339	1538	59	26.06	4	-	29	-
Watson GG	1979	1	did	not	bat	-	-	-	-	180	135	2	67.50	-	-	1	-
Watson RCW	1957-58	6	9	3	28*	91	15.16	-	-	-	-	-	-	-	-	23	-
		1	1	1	24*	24	-	-	-	-	-	-	-	-	-	3	-
Watt AD	1938-48	16	29	2	129	922	34.14	1	8	301	164	7	23.42	-	-	7	-
		1	1	-	157	157	157.00	1	-	-	-	-	-	-	-	-	-
Waugh RF	1961-63	12	23	3	87	552	27.60	-	2	80	64	1	64.00	-	-	4	-
		1	2	-	4	7	3.50	-	-	8	5	-	-	-	-	-	-
Webster AMC	1929	3	5	2	8	13	4.33	-	-	364	181	4	45.25	-	-	-	-
Wellington CW	1906	1	2	-	5	9	4.50	-	-	-	-	-	-	-	-	-	-
Whiteman SM	2012	19	34	3	96	1109	35.77	-	9	-	-	-	-	-	-	57	3
Wilberforce RJ	1926-37	10	19	1	59	356	19.77	-	2	840	345	11	31.36	-	-	3	-
		1	1	-	2	2	2.00	-	-	216	75	2	37.50	-	-	2	-
Williams BA	1999-2005	36	45	10	28	370	10.57	-	-	7524	4000	139	28.77	7	-	9	-
Williams DST	1948-51	8	16	-	51	267	16.68	-	2	216	121	3	40.33	-	-	5	-
Wilson H	1892	1	2	1	10*	13	13.00	-	-	-	-	-	-	-	-	2	2
Wilson P	2002-03	11	15	9	23	73	12.17	-	-	2175	923	26	35.50	1	-	2	-
Wilson SV	1968-72	5	6	4	14*	20	10.00	-	-	749	471	13	36.23	-	-	-	-
Wishart PW	1959-64	26	45	4	114	1105	26.95	1	6	16	19	-	-	-	-	4	-
Wishart WK	1993	7	6	1	15*	31	6.20	-	-	1470	551	11	50.09	-	-	2	-
Wolfe MF	1982	1	1	-	39	39	39.00	-	-	6	6	-	-	-	-	1	-
Wood GM	1976-91	125	199	28	186*	7958	46.53	24	35	175	121	2	60.50	-	-	90	-
Wood PB	1931	1	2	-	6	8	4.00	-	-	32	16	-	-	-	-	1	-
Woodhead DJ	1958-59	7	10	1	101*	269	29.88	1	-	-	-	-	-	-	-	1	-
Worthington PC	2002	7	13	1	73	250	20.83	-	2	1073	578	15	38.53	-	-	8	-
Wright KJ	1974-79	31	42	13	88*	826	28.48	-	4	-	-	-	-	-	-	117	10
<hr/>																	
Yagmich DB	1972-73	4	3	3	11*	14	-	-	-	-	-	-	-	-	-	24	1
Yardley B	1966-89	59	80	14	97*	1579	23.92	-	4	10482	4546	175	25.97	12	2	23	-
Young GA	1972	2	3	-	125	154	51.33	1	-	-	-	-	-	-	-	4	-
<hr/>																	
Zimbulis AG	1933-39	15	25	2	42*	315	13.69	-	-	2279	1792	47	38.12	1	-	14	-
		1	1	-	23	23	23.00	-	-	128	135	2	67.50	-	-	1	-
Zoehrer TJ	1980-93	117	169	22	168	4577	31.14	7	24	2694	1416	23	61.57	1	-	365	30

## SHEFFIELD SHIELD

In 1891 Lord Sheffield, a patron of Sussex cricket and a President of Sussex CCC, financed a trip to Australia by an England team captained by Dr WG Grace.

His Lordship was so delighted with the reception he and the team received in Australia he gave the Australian Cricket Council the sum of 150 guineas for the benefit of cricket in the colonies.

The Council, in its wisdom, decided to purchase a shield for competition among the three colonies of New South Wales, Victoria and South Australia. The shield measures 122cm by 76cm and bears the Sheffield and Australian coat of arms.

The first year of competition was 1892-93, and it has continued regularly ever since with the exception of the years of the two World Wars. The three original colonies (now states) have since been joined by Queensland (1926-27), Western Australia (1947-48) and Tasmania (1977-78).

Western Australia has competed in 458 Shield games and 90 Pura Cup matches. Pura's sponsorship was introduced in 1999-2000, before Weet-Bix, and then Bupa, became the major supporter of the competition in 2008-09 and resurrected the

Sheffield Shield as the symbol of Australian first class cricket supremacy.

It must be remembered that from 1947-48 until the end of 1970-71, and again from 1981-82, that a team could win on the first innings. From 1971-72 until 1980-81, the introduction of bonus points meant that a win-draw-loss result could be obtained.

### SHEFFIELD SHIELD WINNERS

1892-93	Victoria	1957-58	New South Wales
1893-94	South Australia	1958-59	New South Wales
1894-95	Victoria	1959-60	New South Wales
1895-96	New South Wales	1960-61	New South Wales
1896-97	New South Wales	1961-62	New South Wales
1897-98	Victoria	1962-63	Victoria
1898-99	Victoria	1963-64	South Australia
1899-00	New South Wales	1964-65	New South Wales
1900-01	Victoria	1965-66	New South Wales
1901-02	New South Wales	1966-67	Victoria
1902-03	New South Wales	1967-68	Western Australia
1903-04	New South Wales	1968-69	South Australia
1904-05	New South Wales	1969-70	Victoria
1905-06	New South Wales	1970-71	South Australia
1906-07	New South Wales	1971-72	Western Australia
1907-08	Victoria	1972-73	Western Australia
1908-09	New South Wales	1973-74	Victoria
1909-10	South Australia	1974-75	Western Australia
1910-11	New South Wales	1975-76	South Australia
1911-12	New South Wales	1976-77	Western Australia
1912-13	South Australia	1977-78	Western Australia
1913-14	New South Wales	1978-79	Victoria
1914-15	Victoria	1979-80	Victoria
1915-19	No Competition	1980-81	Western Australia
1919-20	New South Wales	1981-82	South Australia
1920-21	New South Wales	1982-83	New South Wales
1921-22	Victoria	1983-84	Western Australia
1922-23	New South Wales	1984-85	New South Wales
1923-24	Victoria	1985-86	New South Wales
1924-25	Victoria	1986-87	Western Australia
1925-26	New South Wales	1987-88	Western Australia
1926-27	South Australia	1988-89	Western Australia
1927-28	Victoria	1989-90	New South Wales
1928-29	New South Wales	1990-91	Victoria
1929-30	Victoria	1991-92	Western Australia
1930-31	Victoria	1992-93	New South Wales
1931-32	New South Wales	1993-94	New South Wales
1932-33	New South Wales	1994-95	Queensland
1933-34	Victoria	1995-96	South Australia
1934-35	Victoria	1996-97	Queensland
1935-36	South Australia	1997-98	Western Australia
1936-37	Victoria	1998-99	Western Australia
1937-38	New South Wales	1999-00	Queensland
1938-39	South Australia	2000-01	Queensland
1939-40	New South Wales	2001-02	Queensland
1940-46	No Competition	2002-03	New South Wales
1946-47	Victoria	2003-04	Victoria
1947-48	Western Australia	2004-05	New South Wales
1948-49	New South Wales	2005-06	Queensland
1949-50	New South Wales	2006-07	Tasmania
1950-51	Victoria	2007-08	New South Wales
1951-52	New South Wales	2008-09	Victoria
1952-53	South Australia	2009-10	Victoria
1953-54	New South Wales	2010-11	Tasmania
1954-55	New South Wales	2011-12	Queensland
1955-56	New South Wales	2012-13	Tasmania
1956-57	New South Wales	2013-14	New South Wales

### CAPTAINS & RECORDS

Name	Games	Wins	Draws	Losses
Inverarity RJ	47	22	17	8
Wood GM	47	17	24	6
Moody TM	41	19	13	9
North MJ	40	15	7	18
Shepherd BK	35	8	15	12
Lock GAR	33	14	11	8
Voges AC	32	12	5	15
Meuleman KD	32	7	14	11
Langer JL	30	11	9	10
Carmody DK	28	5	8	15
Marsh GR	28	11	10	7
Hughes KJ	26	13	9	4
Marsh RW	17	7	5	5
Martyn DR	17	4	3	10
Hussey MEK	16	5	5	6
Katich SM	12	5	6	1
Gilchrist AC	11	4	3	4
Vernon MT	10	1	3	6
Andrews WS	10	2	4	4
Serjeant CS	9	1	6	2
Veletta MRJ	8	3	3	2
Shipperd G	7	1	6	-
Brayshaw IJ	5	3	-	2
Mann AL	5	1	1	3
Julian BP	5	1	2	2
Charlesworth RI	4	2	1	1
Langdon CW	4	1	1	2
Sawle LM	4	-	-	4
Lillee DK	3	2	1	-
Simpson RB	3	2	1	-
Edwards AR	2	-	1	1
Laird BM	2	-	2	-
Angel J	2	-	1	1
Marsh SE	2	-	2	-
McEwan KS	1	1	-	-
McKenzie GD	1	-	1	-
Rutherford JW	1	-	1	-
Alderman TM	1	-	1	-
Goodwin MW	1	-	-	1

## WINNERS SUMMARY

New South Wales	46
Victoria	28
Western Australia	15
South Australia	13
Queensland	7
Tasmania	3

## SHEFFIELD SHIELD CAPTAINS

1947-48	DK Carmody
1948-49	DK Carmody
1949-50	DK Carmody
1950-51	DK Carmody / AR Edwards
1951-52	DK Carmody
1952-53	CW Langdon
1953-54	DK Carmody
1954-55	DK Carmody
1955-56	DK Carmody
1956-57	KD Meuleman
1957-58	KD Meuleman
1958-59	KD Meuleman / JW Rutherford
1959-60	KD Meuleman
1960-61	RB Simpson / KD Meuleman / LM Sawle
1961-62	BK Shepherd
1962-63	BK Shepherd / MT Vernon
1963-64	BK Shepherd / GD McKenzie / GAR Lock
1964-65	BK Shepherd
1965-66	BK Shepherd
1966-67	MT Vernon
1967-68	GAR Lock
1968-69	GAR Lock
1969-70	GAR Lock / RJ Inverarity
1970-71	GAR Lock
1971-72	RJ Inverarity / IJ Brayshaw
1972-73	RJ Inverarity
1973-74	RJ Inverarity
1974-75	RJ Inverarity
1975-76	RW Marsh

1976-77	RW Marsh / IJ Brayshaw
1977-78	RJ Inverarity
1978-79	RJ Inverarity / RI Charlesworth
1979-80	RW Marsh / RI Charlesworth / AL Mann
1980-81	KJ Hughes / KS McEwan
1981-82	KJ Hughes / CS Serjeant
1982-83	KJ Hughes / BM Laird / CS Serjeant
1983-84	KJ Hughes / G Shipper / DK Lillee / RW Marsh
1984-85	KJ Hughes / G Shipper
1985-86	GM Wood
1986-87	GM Wood
1987-88	GM Wood
1988-89	GM Wood / MRJ Veletta / TM Alderman
1989-90	GM Wood / WS Andrews
1990-91	GR Marsh / WS Andrews
1991-92	GR Marsh / MRJ Veletta
1992-93	GR Marsh
1993-94	GR Marsh
1994-95	DR Martyn / TM Moody
1995-96	DR Martyn / TM Moody
1996-97	TM Moody / AC Gilchrist
1997-98	TM Moody / BP Julian / DR Martyn
1998-99	TM Moody / AC Gilchrist / DR Martyn
1999-00	AC Gilchrist / BP Julian / SM Katich / JL Langer / DR Martyn
2000-01	TM Moody / SM Katich
2001-02	SM Katich / AC Gilchrist / JL Langer
2003-03	AC Gilchrist / JL Langer / MEK Hussey / J Angel
2003-04	JL Langer / MEK Hussey / MW Goodwin
2004-05	JL Langer / MEK Hussey
2005-06	JL Langer / DR Martyn / MEK Hussey / MJ North
2006-07	JL Langer / MJ North
2007-08	MJ North / AC Voges
2008-09	MJ North / AC Voges
2009-10	MJ North / AC Voges
2010-11	MJ North / AC Voges
2011-12	MJ North / AC Voges
2012-13	MJ North / AC Voges
2013-14	AC Voges / SE Marsh

## HIGHEST INDIVIDUAL SCORES FOR AND AGAINST WA IN SHEFFIELD SHIELD CRICKET (BATTING)

FOR WA					AGAINST WA				
Player	Score	Opponent	Venue	Season	Player	Score	Opponent	Venue	Season
GR Marsh	355*	South Australia	Perth	1989-90	BA Richards	356	South Australia	Perth	1970-71
LM Davis	303*	New South Wales	Perth	2011-12	DJ Thornley	261*	New South Wales	Sydney	2004-05
TM Moody	272	Tasmania	Hobart	1994-95	M Klinger	255	South Australia	Adelaide	2008-09
MRJ Veletta	262	Victoria	Perth	1986-87	DM Jones	243	Victoria	Perth	1984-85
C Milburn	243	Queensland	Brisbane	1968-69	RT Ponting	211	Tasmania	Hobart	1994-95

\* Denotes not out

## BEST BOWLING PERFORMANCES FOR AND AGAINST WA IN SHEFFIELD SHIELD CRICKET

FOR WA					AGAINST WA				
Player	Score	Opponent	Venue	Season	Player	Score	Opponent	Venue	Season
IJ Brayshaw	10/44	Victoria	Perth	1967-68	DJ Pattinson	8/35	Victoria	Perth	2010-11
SJ Magoffin	8/47	South Australia	Perth	2005-06	SR Clark	8/58	New South Wales	Perth	2006-07
HR Gorringe	8/56	Queensland	Perth	1952-53	JD Higgs	8/66	Victoria	Melbourne	1974-75
DE Hoare	8/98	New South Wales	Perth	1964-65	PM Clough	8/95	Tasmania	Launceston	1983-84
DK Lillee	7/36	South Australia	Perth	1969-70	JR Thomson	7/23	Queensland	Brisbane	1984-85
TM Moody	7/38	Tasmania	Hobart	1995-96	NJN Hawke	7/38	South Australia	Perth	1961-62

## SHEFFIELD SHIELD WICKET-KEEPERS



Sam Whiteman's glove work earned plenty of praise in 2013-14, along with his batting.

### 100 DISMISSALS

Player	Caught	Stumped	Total
TJ Zoehrer	332	28	360
RW Marsh	311	33	344
AC Gilchrist	250	8	258
RJ Campbell	230	11	241
L Ronchi	214	9	223
L Ronchi	208	10	218
BL Buggins	131	18	149
GC Becker	90	17	107
KJ Wright	93	9	102

### MOST DISMISSALS IN A SEASON (MINIMUM 35)

Player	Caught	Stumped	Total	Season
AC Gilchrist	52	2	54	1996-97
AC Gilchrist	50	4	54	1995-96
AC Gilchrist	51	-	51	1994-95
TJ Zoehrer	43	4	47	1987-88
SM Whiteman	43	1	44	2013-14
RW Marsh	40	5	45	1974-75
L Ronchi	42	2	44	2009-10
AC Gilchrist	42	-	42	1997-98
TJ Zoehrer	38	3	41	1990-91
L Ronchi	35	5	40	2006-07
RW Marsh	34	4	38	1975-76
TJ Zoehrer	36	2	38	1988-89
MJ Walsh	33	3	36	2000-01
KJ Wright	32	4	36	1977-78
RJ Campbell	33	3	36	2004-05
RW Marsh	34	1	35	1980-81
RW Marsh	30	5	35	1983-84

### MOST DISMISSALS IN A MATCH (MINIMUM 7)

Player	Caught	Stumped	Total	Opponent	Season
RW Marsh	11	-	11	VIC	1975-76
AC Gilchrist	10	-	10	VIC	1997-98
RW Marsh	10	-	10	SA	1976-77
L Ronchi	10	-	10	SA	2011-12
DB Yagmich	9	-	9	QLD	1973-74
RW Marsh	9	-	9	NSW	1974-75
AC Gilchrist	9	-	9	SA	1995-96
RJ Campbell	9	-	9	SA	1999-00

MJ Walsh	9	-	9	SA	2000-01
RJ Campbell	9	-	9	SA	2004-05
L Ronchi	9	-	9	TAS	2009-10
GC Becker	8	1	9	VIC	1965-66
TJ Zoehrer	8	1	9	SA	1987-88
AC Gilchrist	8	-	8	NSW	1997-98
AC Gilchrist	8	-	8	QLD	1997-98
AC Gilchrist	8	-	8	QLD	1996-97
AC Gilchrist	8	-	8	VIC	1994-95
AC Gilchrist	8	-	8	SA	1995-96
AC Gilchrist	8	-	8	NSW	1998-99
TJ Zoehrer	8	-	8	QLD	1992-93
RJ Campbell	8	-	8	SA	2001-02
RJ Campbell	7	-	7	NSW	1997-98
L Ronchi	7	-	7	VIC	2007-08
KJ Wright	7	1	8	TAS	1979-80
AC Gilchrist	7	1	8	QLD	1996-97
RCW Watson	7	-	7	SA	1957-58
RJ Campbell	7	-	7	VIC	1999-00
AC Gilchrist	7	-	7	VIC	2002-03
MJ Walsh	7	-	7	NSW	2000-01
L Ronchi	7	-	7	QLD	2009-10
L Ronchi	7	-	7	SA	2010-11
SM Whiteman	7	1	8	TAS	2013-14
SM Whiteman	7	-	7	NSW	2013-14
L Ronchi	6	1	7	VIC	2008-09
L Ronchi	6	1	7	VIC	2009-10
L Ronchi	3	4	7	TAS	2006-07

#### MOST DISMISSALS IN AN INNINGS (MINIMUM 5)

Player	Caught	Stumped	Total	Opponent	Season
AC Gilchrist	7	-	7	SA	1995-96
GC Becker	6	-	6	VIC	1965-66
AC Gilchrist	6	-	6	VIC	1994-95
AC Gilchrist	6	-	6	NSW	1997-98
RW Marsh	6	-	6	NSW	1974-75
RW Marsh	6	-	6	VIC	1975-76
RW Marsh	6	-	6	SA	1976-77
RW Marsh	6	-	6	QLD	1979-80
RW Marsh	6	-	6	SA	1980-81
MJ Walsh	6	-	6	TAS	2000-01
RJ Campbell	6	-	6	SA	2005-06
L Ronchi	6	-	6	SA	2011-12
TJ Zoehrer	5	1	6	SA	1987-88
BL Buggins	5	-	5	NSW	1958-59
AC Gilchrist	5	-	5	SA	1995-96
AC Gilchrist	5	-	5	QLD	1997-98
AC Gilchrist	5	-	5	VIC	1997-98
AC Gilchrist	5	-	5	VIC	1997-98
AC Gilchrist	5	-	5	NSW	1996-97
AC Gilchrist	5	-	5	QLD	1996-97
AC Gilchrist	5	-	5	QLD	1996-97
JKE Munro	5	-	5	SA	1951-52
KJ Wright	5	-	5	NSW	1979-80
MRJ Veletta	5	-	5	SA	1991-92
DB Yagmich	5	-	5	QLD	1973-74
TJ Zoehrer	5	-	5	QLD	1992-93
RJ Campbell	5	-	5	SA	1999-00
MJ Walsh	5	-	5	NSW	2000-01
L Ronchi	5	-	5	VIC	2007-08
L Ronchi	5	-	5	TAS	2009-10
L Ronchi	5	-	5	QLD	2009-10
MA Johnson	5	-	5	NSW	2010-11
TIF Triffitt	5	-	5	SA	2012-13
SM Whiteman	5	-	5	SA	2013-14
SM Whiteman	5	-	5	NSW	2013-14
MJ Cox	4	1	5	SA	1985-86
AC Gilchrist	4	1	5	NSW	1995-96
AC Gilchrist	4	1	5	QLD	1995-96
L Ronchi	4	1	5	VIC	2008-09
KJ Wright	4	1	5	TAS	1979-80
SM Whiteman	4	1	5	TAS	2013-14
AC Gilchrist	2	3	5	NSW	1995-96
L Ronchi	2	3	5	TAS	2006-07

## SHEFFIELD SHIELD BATTING AVERAGES

Player	Matches	Inns	NO	HS	Runs	Average	100	50	Ct	St
Agar AC (Ashton)	15	25	3	93	456	20.72	-	2	5	-
Alderman TM (Terry)	97	109	38	26*	505	7.11	-	-	81	-
Allen JM (Jeremy)	1	1	-	30	30	30.00	-	-	-	-
Andrews WS (Wayne)	82	126	12	139	4292	37.64	5	29	64	-
Angel J (Jo)	105	138	36	84*	1233	12.08	-	4	21	-
Atkinson MP (Mark)	19	27	9	52*	349	19.39	-	-	13	-
Auty C (Clint)	2	4	1	17*	25	8.33	-	-	1	-
Baker DJ (Dennis)	16	19	6	50	191	14.69	-	1	8	-
Baker RM (Rob)	27	48	7	111*	1168	28.49	1	5	24	-
Bancroft CT (Cameron)	11	20	-	93	450	22.50	-	2	11	-
Bandy DC (David)	25	42	3	88	1108	28.41	-	7	16	-
Bandy LH (Laurie)	3	5	1	53*	130	32.50	-	1	4	-
Beaton TM (Tom)	6	11	2	72*	239	26.55	-	1	6	-
Becker GC (Gordon)	39	65	2	130	1693	26.87	2	11	90	17
Beer MA (Michael)	23	36	15	29*	275	13.09	-	-	15	-
Behrendorff JP (Jason)	15	23	9	29	189	13.50	-	-	9	-
Bennett FC (Chester)	2	4	1	42*	73	24.33	-	-	1	-
Bevan HG (Hugh)	34	54	19	26	290	8.28	-	-	9	-
Bidstrup TA (Trevor)	2	4	1	20	32	10.66	-	-	-	-
Birt TR (Travis)	9	16	2	63	365	26.07	-	3	4	-
Bosisto WG (Will)	3	5	-	44	73	14.60	-	-	4	-
Bovell HEJ (Harry)	1	2	-	10	15	7.50	-	-	-	-
Bowe RD (Ron)	2	4	1	86	101	33.67	-	1	2	-
Boyd DL (David)	12	16	3	43*	246	18.92	-	-	5	-
Brayshaw IJ (Ian)	91	145	20	104	3771	30.17	1	24	95	-
Brayshaw JA (James)	15	21	2	81	578	30.42	-	4	12	-
Breman TG (Todd)	9	12	3	45*	199	22.11	-	-	4	-
Buggins BL (Bruce)	57	90	14	60*	1149	15.11	-	1	131	18
Bush GEW (Giles)	8	11	2	27	51	5.66	-	-	6	-
Buttsworth FJ (Fred jr)	8	15	-	60	343	22.86	-	2	3	-
Byfield AS (Bud)	4	8	-	39	158	19.75	-	-	4	-
Campbell RJ (Ryan)	87	153	5	203	5421	36.63	10	35	231	11
Capes PA (Peter)	37	42	11	23	308	9.93	-	-	7	-
Carmody DK (Keith)	28	53	1	198	1459	28.05	1	8	21	2
Cartwright HWR (Hilton)	3	4	-	29	34	8.50	-	-	3	-
Cary SR (Sean)	36	38	19	13	168	8.84	-	-	13	-
Casson B (Beau)	21	37	4	51	563	17.06	-	1	6	-
Chadwick D (Derek)	59	106	8	137	3651	37.25	9	13	42	-
Chappell TM (Trevor)	4	4	-	57	160	40.00	-	2	2	-
Charlesworth L (Lester)	7	14	-	122	442	31.56	1	1	8	-
Charlesworth RI (Ric)	42	72	5	101*	2007	29.95	1	13	31	-
Clark MW (Michael)	16	21	9	26	135	11.25	-	-	10	-
Clark WM (Wayne)	41	52	20	46*	553	17.28	-	-	11	-
Clements SC (Shane)	18	29	-	151	1017	35.07	1	7	15	-
Clough PM (Peter)	8	10	4	21	56	9.33	-	-	-	-
Cockley BT (Burt)	3	6	1	11*	18	3.60	-	-	-	-
Coetzee JP (Justin)	1	2	-	15	16	8.00	-	-	-	-
Colgan G (Greg)	1	1	-	1	1	1.00	-	-	-	-
Connor GO (Gerry)	3	6	-	19	38	6.33	-	-	2	-
Coulson CE (Craig)	10	17	3	30	130	9.28	-	-	7	-
Coulter-Nile NM (Nathan)	27	41	2	52	711	18.23	-	1	20	-
Cox MJ (Michael)	6	6	-	31	88	14.66	-	-	19	2
Cowper RM (Bob)	3	4	-	15	27	6.75	-	-	10	-
Crawford AW (Arron)	3	3	3	6*	8	-	-	-	2	-
Cullen GI (Geoff)	1	1	-	5	5	5.00	-	-	-	-
Cumming KR (Ken)	4	6	2	6	17	4.25	-	-	1	-
Daniel WW (Wayne)	2	2	-	21	23	11.50	-	-	1	-
Davis LM (Liam)	35	68	1	303*	2147	32.04	4	7	27	-
Davis PJ (Paul)	1	2	1	37	39	39.00	-	-	-	-
Dick AW (Alexander)	1	2	-	8	8	4.00	-	-	-	-
Dick IR (Ian)	1	2	-	27	27	13.50	-	-	-	-
Dighton MG (Michael)	10	17	1	182*	555	34.69	1	2	13	-
Dixon MW (Matthew)	3	4	1	22	33	11.00	-	-	1	-
Dorey BR (Brett)	42	60	9	53	784	15.37	-	1	18	-

Doropoulos TP (Theo)	8	14	2	65	276	23.00	-	2	6	-
Driver WG (Wally)	4	8	-	109	359	44.87	1	1	1	-
Duffield RM (Ryan)	15	24	3	36	236	11.23	-	-	8	-
Dunn WP (Peter)	15	28	11	33*	138	8.11	-	-	15	-
Duperouzel B (Bruce)	5	8	2	43	143	23.83	-	-	7	-
Edmondson BM (Ben)	44	51	24	15*	104	3.85	-	-	13	-
Edwards AR (Allan)	36	64	1	105	1937	30.74	3	10	30	-
Edwards EK (Eddie)	2	4	-	21	47	11.75	-	-	1	-
Edwards R (Ross)	64	110	14	158	3939	41.03	10	19	70	8
Edwards WJ (Wally)	19	34	1	153	1091	33.06	2	6	12	-
England EJ (Ernie)	3	5	-	71	162	32.40	-	2	4	-
Ervine SM (Sean)	2	2	-	4	4	2.00	-	-	-	-
Ferries KI (Ken)	1	1	-	9	9	9.00	-	-	-	-
Fitzgerald DA (David)	4	5	2	35	110	36.66	-	-	6	-
Foley MH (Maurice)	2	4	-	43	87	21.75	-	-	1	-
Frankish RR (Ron)	17	34	4	104	752	25.06	1	2	17	-
Gallash I (Ian)	9	14	3	17	69	6.27	-	-	2	-
Gannon JB (Sam)	32	33	16	20	120	7.05	-	-	13	-
Garnaut MS (Mathew)	15	16	4	10*	57	4.75	-	-	5	-
Gartrell KB (Kevin)	9	17	-	102	393	23.11	1	1	8	-
Gartrell RB (Robert)	6	11	2	104	376	41.77	1	1	2	-
Gaunt RA (Ron)	27	35	10	27*	247	9.88	-	-	7	-
Germaine L (Lew)	6	9	1	46*	93	11.62	-	-	2	-
Gilchrist AC (Adam)	54	85	11	203*	3055	41.28	8	12	260	8
Gillies WS (Shawn)	2	3	-	21	50	16.67	-	-	1	-
Gonnella P (Peter)	18	30	4	134	846	32.53	1	3	11	-
Goodwin MW (Murray)	59	109	8	201*	4078	40.37	10	18	37	-
Gorringe HR (Harry)	25	36	10	22	194	7.46	-	-	10	-
Graf SF (Shaun)	10	13	2	74	366	33.27	-	2	9	-
Guest CEJ (Colin)	7	12	2	74	328	32.80	-	2	3	-
Hagdorn KJ (Kim)	1	-	-	-	-	-	-	-	-	-
Hanna BL (Brian)	5	10	-	27	127	12.70	-	-	3	-
Harburn CM (Colin)	5	9	-	64	163	18.11	-	2	3	-
Harris DJ (Doug)	1	2	-	23	23	11.50	-	-	1	-
Harris MS (Marcus)	25	49	2	157	1225	26.06	2	2	13	-
Harvey KM (Kade)	23	36	9	100*	645	23.89	1	1	16	-
Hawke NJN (Neil)	7	9	-	89	189	21.00	-	1	5	-
Heal AK (Aaron)	19	24	3	81*	439	20.90	-	4	7	-
Herbert MU (Morgan)	9	17	1	46	230	14.37	-	-	7	-
Heron CJ (Clint)	5	10	-	84	294	29.40	-	4	6	-
Herzberg S (Steve)	2	4	2	57*	76	38.00	-	1	1	-
Hill WD (Wayne)	7	8	1	31*	76	10.85	-	-	21	-
Hoare DE (Des)	49	72	16	64	992	17.71	-	3	20	-
Hogan MG (Michael)	45	68	25	47*	668	15.53	-	-	24	-
Hogan TG (Tom)	47	64	10	115*	1028	19.03	1	4	24	-
Hogg GB (Brad)	69	109	22	111*	2766	31.79	2	18	44	-
House GWC (Graham)	4	4	1	70*	87	29.00	-	1	2	-
Hubble JM (Jim)	14	19	8	54	234	21.27	-	1	7	-
Hughes KJ (Kim)	57	96	3	183	3925	42.20	11	20	31	-
Hussey MEK (Michael)	112	207	12	223*	8007	41.06	16	42	114	-
Inness MWH (Mathew)	14	18	6	29*	130	10.83	-	-	6	-
Inverarity RJ (John)	108	188	18	187	6888	40.51	20	29	139	-
Ireland GJ (Gary)	8	9	-	50	151	16.77	-	1	6	-
Irvine JT (Jock)	26	41	3	182	1436	37.79	3	7	20	-
James EP (Eric)	1	1	-	1	1	1.00	-	-	-	-
Jenner TJ (Terry)	22	39	8	69	721	23.25	-	1	9	-
Johnson MA (Michael)	10	16	-	53	196	12.25	-	1	34	2
Johnson MG (Mitchell)	10	14	2	121*	329	27.41	1	-	3	-
Johnston MJ (Matthew)	1	2	-	44	44	22.00	-	-	-	-
Jones A (Alan)	8	16	-	66	480	30.00	-	3	2	-
Joynt HK (Hartley)	13	23	-	52	300	13.04	-	1	11	-
Julian BP (Brendon)	87	128	19	124	2507	23.00	2	11	58	-
Jurgensen SJ (Shane)	1	2	2	3*	3	-	-	-	-	-
Kanhai RB (Rohan)	7	12	1	135	490	44.54	2	2	3	-
Karppinen SJ (Stuart)	1	2	-	17	18	9.00	-	-	-	-
Katich SM (Simon)	46	83	10	228*	3498	47.92	11	15	37	-
Kelly PC (Peter)	20	37	2	132	1329	37.97	2	7	9	-
Kelly RC (Rob)	3	6	1	34	94	18.80	-	-	2	-
Kelly TP (Trent)	5	5	2	26	32	10.67	-	-	1	-
Kessey GT (Glyn)	8	14	1	60	208	16.00	-	1	14	4
Knowles BA (Brad)	8	11	4	36	118	16.85	-	-	1	-

Laird BM (Bruce)	57	100	9	171	3418	37.57	6	21	57	-
Langdon CW (Wally)	21	39	1	138	1292	34.00	3	5	19	-
Langer JL (Justin)	108	195	15	274*	9406	52.25	29	35	104	-
Langer RS (Rob)	37	64	12	150*	2024	38.92	4	12	17	-
Lavender MP (Mark)	48	89	6	173*	2883	34.73	6	12	40	-
Lillee DK (Dennis)	70	88	26	54*	907	14.63	-	1	24	-
Lilly KE (Ken)	2	2	1	4*	4	4.00	-	-	-	-
Loader PJ (Peter)	1	1	-	0	0	0.00	-	-	-	-
Lock GAR (Tony)	66	97	14	66	1271	15.31	-	1	80	-
Lodge AO (Arthur)	13	24	3	74	521	24.80	-	3	14	-
Lovett AF (Arthur)	1	2	-	6	6	3.00	-	-	1	-
MacDonald TP (Tim)	1	1	-	17	17	17.00	-	-	1	-
MacGill CWT (Charles)	2	4	-	38	73	18.25	-	-	2	-
MacGill SCG (Stuart)	1	2	1	9	11	11.00	-	-	-	-
MacGill TMD (Terry)	11	16	4	34	195	16.25	-	-	6	-
Macleay KH (Ken)	90	116	24	114*	2614	28.41	3	12	62	-
Mack CD (Chris)	9	9	3	8	14	2.33	-	-	1	-
Mackin SP (Shane)	1	2	2	5*	5	∞	-	-	1	-
Magoffin SJ (Steve)	56	81	21	79	1114	18.56	-	4	16	-
Malone MF (Mick)	37	45	13	38	550	17.18	-	-	22	-
Mangan JP (Josh)	4	6	1	38	115	23.00	-	-	2	-
Mann AL (Tony)	68	105	16	87*	2106	23.66	-	9	38	-
Marks VJ (Vic)	11	10	2	66*	370	46.25	-	2	7	-
Marsh GR (Geoff)	100	175	12	355*	7009	43.00	21	28	64	-
Marsh MR (Mitchell)	32	58	4	111	1391	25.75	1	9	20	-
Marsh RW (Rodney)	86	139	9	168*	4412	33.94	6	23	318	33
Marsh SE (Shaun)	72	133	14	166*	4337	36.84	8	22	69	-
Martyn DR (Damien)	97	171	16	203*	6910	44.58	20	34	91	1
Mason MS (Matthew)	2	4	-	3	9	2.25	-	-	1	-
Massie RAL (Bob)	24	23	10	16	130	10.00	-	-	2	-
Mateljan T (Tony)	2	2	-	19	19	9.50	-	-	2	-
Matthews CD (Chris)	44	56	7	71	1097	22.39	-	5	13	-
Mayne LC (Laurie)	29	40	14	50	281	10.80	-	1	9	-
McAullay KJ (Ken)	19	37	1	86	1110	30.80	-	8	13	-
McCague MJ (Martin)	11	13	3	34	124	12.40	-	-	7	-
McCarthy PCD (Pat)	6	12	-	98	370	30.83	-	2	3	-
McEvoy DM (Danny)	2	3	-	28	40	13.33	-	-	3	-
McEwan KS (Ken)	16	31	3	177	965	34.46	1	6	9	-
McFarlane RD (Rob)	2	4	-	22	51	12.75	-	-	3	-
McKenzie GD (Graham)	73	109	23	69	1457	16.94	-	6	33	-
McLauchlan D (Daniel)	2	3	1	20*	25	12.50	-	-	-	-
McPhee MW (Mark)	38	64	6	135	1667	28.74	2	9	15	-
Meuleman KD (Ken)	42	66	9	234*	3035	53.24	9	12	10	-
Meuleman RD (Robert)	14	22	3	101*	545	28.68	1	3	6	-
Meuleman SW (Scott)	16	30	-	106	564	18.80	1	3	10	-
Michael CA (Con)	2	2	2	1*	1	-	-	-	1	-
Milburn C (Colin)	16	27	2	243	1382	55.28	3	8	15	-
Millar GA (Geoff)	1	1	-	20	20	20.00	-	-	-	-
Milosz SJ (Steve)	9	8	6	8	18	9.00	-	-	4	-
Moody TM (Tom)	132	228	22	272	8853	42.97	20	46	114	-
Muggleton MB (Brian)	3	6	-	21	50	8.33	-	-	-	-
Mulder B (Brett)	24	20	8	25*	98	8.17	-	-	13	-
Mullally AD (Alan)	12	11	4	34	64	9.14	-	-	2	-
Mullooly TC (Tom)	1	1	-	5	5	5.00	-	-	2	-
Munro JKE (John)	18	35	4	46*	381	12.29	-	-	36	2
Murray GI (George)	1	1	-	1	1	1.00	-	-	-	-
Nicholls PA (Paul)	18	32	11	38	486	23.14	-	-	6	-
Nicholson MJ (Matthew)	35	55	10	59*	926	20.58	-	1	18	-
Nikitaras S (Steve)	1	2	2	10*	11	-	-	-	-	-
Noffke AA (Ashley)	7	10	1	61	258	28.67	-	2	3	-
North MJ (Marcus)	111	200	16	239*	7277	39.54	21	32	86	-
O'Dwyer TE (Tom)	11	18	4	51	250	17.85	-	1	6	-
Oldroyd BJ (Brad)	26	38	12	47	257	9.88	-	-	6	-
O'Meara PA (Phil)	1	2	-	20	29	14.50	-	-	2	-
O'Neill MD (Mark)	15	27	1	52*	529	20.34	-	3	3	-
Outridge TM (Tom)	12	23	1	93	458	20.81	-	3	5	-
Parker JF (John)	25	46	4	139*	1211	28.83	1	6	8	-
Paulsen RG (Bob)	27	34	13	46	355	16.90	-	-	11	-
Pavy L (Len)	4	7	1	26	58	9.66	-	-	2	-
Penter CE (Colin)	7	12	1	112	244	22.18	1	1	5	-
Petrie MJ (Matthew)	1	2	1	4*	4	4.00	-	-	-	-
Playle WR (Bill)	16	30	1	122	743	25.62	2	1	10	-
Pomersbach LA (Luke)	29	54	4	176	2069	41.38	4	16	26	-
Porter DN (Drew)	5	9	1	18*	62	7.75	-	-	5	-
Porter GD (Graeme)	23	32	5	64	603	22.33	-	4	16	-
Preen AT (Alan)	12	20	9	27*	148	13.45	-	-	8	-

Price RH (Harry)	19	34	13	33	282	13.42	-	-	10	-
Prindiville KJ (Kevin)	3	5	-	78	108	21.60	-	1	6	-
Prindiville TJ (Terry)	12	23	3	107	610	30.50	1	1	15	-
Puckett CW (Charlie)	22	39	9	75	481	16.03	-	1	13	-
Punch KF (Keith)	11	20	1	52	423	22.62	-	1	11	-
Ramshaw DJ (Darrin)	3	4	-	44	61	15.25	-	-	1	-
Reid BA (Bruce)	49	54	23	30	285	9.19	-	-	13	-
Rigg BA (Basil)	13	25	2	42*	311	13.52	-	-	9	-
Rigg HWH (Bert)	11	17	1	76	391	24.43	-	1	12	-
Rimmington NJ (Nathan)	13	20	5	102*	340	22.66	1	-	6	-
Robinson GD (George)	4	7	-	134	326	46.57	1	1	1	-
Robinson WM (Wesley)	34	66	3	141	2138	33.93	2	13	17	-
Rogers CJL (Chris)	65	119	5	279	5524	48.45	17	25	65	-
Rogers JW (John)	10	19	-	95	446	23.47	-	2	12	-
Ronchi L (Luke)	55	92	10	148	2702	32.95	5	13	208	10
Russell RS (Steve)	3	4	1	23	50	16.67	-	-	2	-
Rutherford JW (John)	33	61	3	167	2200	37.93	5	9	21	-
Sarre RB (Ron)	9	18	1	50	314	18.47	-	1	4	-
Sawle LM (Laurie)	32	58	4	109*	1568	29.03	1	9	14	-
Sayers MG (Mervyn)	1	-	-	-	-	-	-	-	5	-
Scarff CS (Clark)	4	6	-	67	165	27.50	-	1	-	-
Serjeant CS (Craig)	45	75	11	144*	2264	35.37	5	10	66	-
Shepherd BK (Barry)	75	127	13	219	4934	43.28	11	26	51	-
Shipperd G (Greg)	62	107	14	167*	4025	43.27	9	21	39	-
Simmons CJ (Craig)	4	7	-	60	87	12.42	-	1	1	-
Simpson RB (Bobby)	21	34	6	236*	2072	74.00	5	11	26	-
Slater KN (Keith)	61	103	11	154	2027	22.03	1	12	39	-
Smith WR (Warren)	9	18	-	77	359	19.94	-	2	10	-
Spalding EG (Earl)	3	2	1	0	0	0.00	-	-	-	-
Spencer DJ (Duncan)	8	8	1	38	75	10.71	-	-	7	-
Stewart J (Jamie)	15	21	5	51	181	11.31	-	1	6	-
Stoinis MP (Marcus)	3	6	-	27	74	12.33	-	-	1	-
Strauss RB (Ray)	29	45	6	52	681	17.46	-	2	10	-
Stubbs JRM (John)	3	6	1	4	9	1.80	-	-	-	-
Swan GG (Gavin)	9	9	5	8*	8	2.00	-	-	6	-
Swart MR (Michael)	8	15	-	104	462	30.80	1	3	3	-
Taylor JJ (John)	6	9	2	50	132	18.86	-	1	3	-
Thistle MJ (Michael)	1	2	-	14	14	7.00	-	-	-	-
Thomson GD (Geoff)	1	1	-	0	0	0.00	-	-	-	-
Thorp CD (Callum)	6	8	-	26	66	8.25	-	-	2	-
Towers LJC (Luke)	13	25	-	104	452	18.08	1	-	5	-
Triffitt TIF (Tom)	5	10	-	85	295	29.50	-	2	16	-
Turner AJ (Ashton)	5	9	-	41	145	16.11	-	-	1	-
Varis L (Les)	15	26	2	94	442	18.40	-	1	16	-
Veletta MRJ (Mike)	114	198	20	262	7306	41.04	18	40	138	2
Vernon MT (Murray)	65	111	4	173	3631	33.93	7	19	50	-
Voges AC (Adam)	89	161	22	235*	5522	39.72	12	24	127	-
Walsh MJ (Mark)	12	18	1	50	293	17.23	-	2	47	4
Wasley MA (Mark)	2	3	1	12	19	9.50	-	-	-	-
Wates DJ (Darren)	14	20	6	99	491	35.07	-	3	5	-
Watson GD (Graeme)	22	36	4	145	997	31.15	2	3	25	-
Watson GG (Greg)	1	-	-	-	-	-	-	-	1	-
Watson RCW (Roy)	5	7	2	28*	90	18.00	-	-	18	-
Watt AD (Dave)	8	15	-	129	567	37.80	1	5	5	-
Waugh RF (Russell)	10	20	3	87	519	30.52	-	2	3	-
Whiteman SM (Sam)	19	34	3	96	1109	35.77	-	9	57	3
Williams BA (Brad)	35	43	10	28	354	10.73	-	-	9	-
Williams DST (Doug)	7	14	-	50	212	15.14	-	1	4	-
Wilson P (Paul)	10	15	9	23	73	12.17	-	-	2	-
Wilson SV (Stan)	4	6	4	14*	20	10.00	-	-	-	-
Wishart PW (Peter)	24	42	4	114	1103	29.02	1	6	4	-
Wishart WK (Warren)	7	6	1	15*	31	6.20	-	-	2	-
Wolfe MF (Malcolm)	1	1	-	39	39	39.00	-	-	1	-
Wood GM (Graeme)	109	174	25	186*	6904	46.33	20	32	77	-
Woodhead DJ (Derek)	7	10	1	101*	269	29.88	1	-	1	-
Worthington PC (Peter)	6	11	-	73	175	15.91	-	2	7	-
Wright KJ (Kevin)	27	38	12	88*	817	31.42	-	4	93	9
Yagmich DB (Dennis)	4	3	3	11*	14	-	-	-	24	1
Yardley B (Bruce)	52	74	10	97*	1414	22.09	-	4	23	-
Young GA (George)	2	3	-	125	154	51.33	1	-	4	-
Zoehrer TJ (Tim)	107	157	19	168	4248	30.78	7	22	331	28

\* Denotes not out

# SHEFFIELD SHIELD

## BOWLING AVERAGES

Player	Balls	Runs	Wkts	Average	SWI	10WM	Best	STK/RT
Agar AC	3319	1739	40	43.47	2	-	5/65	82.97
Alderman TM	20490	9299	384	24.21	17	3	7/28	53.24
Allen JM	120	87	-	-	-	-	-	-
Andrews WS	3354	1409	39	36.12	-	-	3/43	85.85
Angel J	22351	10418	419	24.86	13	-	6/35	53.35
Atkinson MP	3184	1776	47	37.79	1	-	5/92	67.74
Auty C	234	139	-	-	-	-	-	-
Baker DJ	2364	1113	43	25.88	-	-	4/63	54.98
Baker RM	1583	772	18	42.89	-	-	2/26	87.94
Bandy DC	1988	978	36	27.17	1	-	7/44	55.22
Bandy LH	256	97	3	32.33	-	-	2/16	85.33
Beer MA	4558	2133	57	37.42	1	-	7/46	79.96
Behrendorff JP	2885	1525	61	25.00	2	-	5/65	47.29
Bevan HG	6037	3355	91	36.88	4	-	6/22	66.34
Bidstrup TA	328	178	4	44.50	-	-	2/35	82.60
Bosisto WG	96	53	2	26.50	-	-	2/28	48.00
Boyd DL	1861	1031	25	41.24	-	-	3/40	74.40
Brayshaw IJ	10961	4096	167	24.53	7	2	10/44	65.60
Brayshaw JA	312	134	1	134.00	-	-	1/13	312.00
Breman TG	1284	597	21	28.38	1	-	6/76	61.14
Buggins BL	3	1	1	1.00	-	-	1/1	3.00
Bush GEW	1655	723	16	45.18	-	-	3/31	103.40
Byfield AS	48	29	2	14.50	-	-	2/8	24.00
Campbell RJ	24	30	-	-	-	-	-	-
Capes PA	7527	3670	115	31.91	3	1	5/69	65.45
Carmody DK	55	42	1	42.00	-	-	1/8	55.00
Cartwright HWR	108	74	2	37.00	-	-	2/14	54.00
Cary SR	7393	3362	93	36.15	-	-	4/9	79.40
Casson B	4262	2535	60	42.25	3	1	6/64	71.03
Chadwick D	32	26	-	-	-	-	-	-
Chappell TM	8	5	-	-	-	-	-	-
Charlesworth L	16	14	-	-	-	-	-	-
Charlesworth RI	8	1	-	-	-	-	-	-
Clark MW	2706	1297	46	28.19	1	-	5/47	58.82
Clark WM	9673	3893	133	29.27	4	-	6/39	72.73
Clements SC	96	48	-	-	-	-	-	-
Clough PM	1693	831	24	34.62	-	-	4/59	70.54
Cockley BT	624	330	14	23.57	-	-	4/50	44.57
Coetzee JP	108	55	2	27.50	-	-	1/18	54.00
Colgan G	136	87	2	43.50	-	-	2/68	68.00
Coulson CE	2013	994	30	33.13	-	-	3/48	67.10
Coulter-Nile NM	4812	2588	94	27.53	2	-	6/64	51.19
Cowper RM	205	100	2	50.00	-	-	2/30	102.50
Crawford AW	413	223	7	31.86	-	-	3/36	59.00
Cumming KR	765	307	13	23.61	1	-	6/62	58.85
Daniel WW	378	180	1	180.00	-	-	1/66	378.00
Davis LM	6	6	1	6.00	-	-	1/6	6.00
Davis PJ	180	99	4	24.75	-	-	3/48	45.00
Dick AW	32	11	-	-	-	-	-	-
Dixon MW	150	121	3	40.33	-	-	2/62	50.00
Dorey BR	8726	4113	155	26.53	8	1	7/86	56.30
Doropoulos TP	210	146	4	36.50	-	-	2/16	36.50
Driver WG	40	24	-	-	-	-	-	-
Duffield RM	2967	1685	63	27.74	1	-	6/77	47.09
Dunn WP	3131	1207	37	32.62	2	-	6/26	84.62
Edmondson BM	7870	5159	158	32.65	3	1	7/95	49.80
Edwards AR	669	325	14	23.21	-	-	4/54	47.70
Edwards R	40	29	1	29.00	-	-	1/24	40.00
Edwards WJ	49	37	1	37.00	-	-	1/11	49.00
England EJ	8	11	-	-	-	-	-	-
Ervine SM	246	111	4	27.75	-	-	2/26	61.50
Ferries KI	152	61	1	61.00	-	-	1/61	152.00
Frankish RR	1400	643	17	37.82	-	-	4/72	82.35
Gallash I	1946	864	22	39.27	-	-	4/18	88.45
Gannon JB	6143	2765	91	30.38	2	-	6/107	67.51
Garnaut MS	2752	1420	35	40.57	-	-	4/51	78.60
Gartrell KB	144	121	1	121.00	-	-	1/42	144.00
Gartrell RB	18	3	-	-	-	-	-	-
Gaunt RA	5670	2657	104	25.54	5	-	7/104	54.52
Germaine L	722	434	10	43.40	-	-	4/118	72.20
Gillies WS	192	115	3	38.33	-	-	3/61	64.00
Gonnella P	90	42	-	-	-	-	-	-
Goodwin MW	12	2	-	-	-	-	-	-

Gorringe HR	5268	2780	81	34.32	2	1	8/56	65.04
Graf SF	2065	933	28	33.32	-	-	3/34	73.75
Guest CEJ	1347	611	16	38.18	-	-	3/34	84.19
Hagdorn KJ	48	19	-	-	-	-	-	-
Hanna BL	16	14	-	-	-	-	-	-
Harburn CM	64	33	-	-	-	-	-	-
Harvey KM	3511	1866	55	33.93	-	-	4/43	63.83
Hawke NJN	774	344	6	57.33	-	-	2/22	129.00
Heal AK	3507	1838	36	51.05	2	1	5/57	99.42
Herbert MU	1921	1000	25	40.00	1	-	5/82	76.80
Herzberg S	355	189	6	31.50	-	-	3/33	59.17
Hill WD	6	-	-	-	-	-	-	-
Hoare DE	9834	4637	176	26.34	9	1	8/98	55.87
Hogan MG	9888	4510	163	27.66	6	-	6/70	60.66
Hogan TG	11743	4786	139	34.43	6	-	6/57	84.40
Hogg GB	8798	4602	122	37.72	8	-	6/44	72.12
House GWC	432	216	6	36.00	-	-	2/5	36.00
Hubble JM	2839	1321	45	29.35	1	1	7/49	63.09
Hughes KJ	14	9	-	-	-	-	-	-
Hussey MEK	948	507	14	36.21	-	-	3/34	67.71
Inness MWH	2761	1339	52	25.75	3	-	6/83	66.80
Inverarity RJ	4100	1631	41	39.78	-	-	3/63	100.00
Irvine JT	192	97	1	97.00	-	-	1/43	192.00
James EP	152	117	1	117.00	-	-	1/70	152.00
Jenner TJ	3443	1812	27	67.11	-	-	4/49	127.81
Johnson MG	1758	1000	37	27.02	2	-	5/35	47.51
Johnston MJ	48	20	1	20.00	-	-	1/17	48.00
Jones A	88	32	1	32.00	-	-	1/24	88.00
Joynt HK	40	28	1	28.00	-	-	1/9	40.00
Julian BP	16143	8573	292	29.36	15	2	7/39	55.62
Jurgensen SJ	187	135	1	135.00	-	-	1/35	187.00
Kanhai RB	40	15	-	-	-	-	-	-
Karppinen SJ	162	68	5	13.60	-	-	3/34	32.40
Katich SM	755	509	11	46.27	-	-	3/46	68.64
Kelly PC	65	43	-	-	-	-	-	-
Kelly TP	750	379	6	63.17	-	-	2/24	125.00
Knowles BA	1465	835	32	26.09	-	-	4/32	45.70
Laird BM	34	18	-	-	-	-	-	-
Langdon CW	2041	817	18	45.38	-	-	4/28	113.39
Langer JL	116	52	-	-	-	-	-	-
Langer RS	382	158	4	39.50	-	-	1/14	95.50
Lavender MP	42	15	-	-	-	-	-	-
Lillee DK	16577	7513	323	23.26	18	4	7/36	51.30
Lilly KE	360	255	6	42.50	-	-	3/72	60.00
Loader PJ	152	85	-	-	-	-	-	-
Lock GAR	20107	7210	302	23.87	16	2	7/53	66.58
Lovett AF	47	40	1	40.00	-	-	1/25	47.00
MacDonald TP	156	81	-	-	-	-	-	-
MacGill CWT	488	180	6	30.00	-	-	4/56	81.33
MacGill SCG	174	91	-	-	-	-	-	-
MacGill TMD	1888	801	20	40.05	-	-	4/94	94.40
Macleay KH	17761	7033	229	30.71	5	-	6/93	77.59
Mack CD	1811	990	22	45.00	-	-	4/72	82.32
Mackin SP	96	79	2	39.50	-	-	1/29	48.00
Magoffin SJ	11532	5146	190	27.08	7	1	8/47	60.60
Malone MF	8283	3422	139	24.61	7	-	6/33	59.50
Mangan JP	378	238	3	79.33	-	-	2/102	126.00
Mann AL	12627	5729	181	31.66	5	-	6/94	69.77
Marks VJ	2740	955	30	31.83	1	-	5/55	91.33
Marsh GR	30	9	1	9.00	-	-	1/1	30.00
Marsh MR	1896	1010	42	24.04	1	-	6/84	45.14
Marsh RW	24	7	-	-	-	-	-	-
Marsh SE	180	131	2	65.50	-	-	2/20	90.00
Martyn DR	2774	1266	33	38.36	-	-	4/30	84.06
Mason MS	258	132	3	44.00	-	-	2/60	86.00
Massie RAL	5119	2111	79	26.72	-	-	4/18	64.80
Mateljan T	312	169	2	84.50	-	-	1/40	136.00
Matthews CD	9741	4678	188	24.88	11	-	8/101	51.28
Mayne LC	7206	3672	118	31.12	5	-	7/75	61.07
McCague MJ	2048	1086	32	33.93	1	-	5/105	64.00
McEwan KS	3	8	-	-	-	-	-	-
McKenzie GD	16523	7284	232	31.39	7	-	6/100	71.20
McLauchlan DJ	402	176	8	22.00	-	-	4/76	50.25
McPhee MW	30	14	-	-	-	-	-	-
Meuleman KD	862	566	10	56.60	-	-	2/58	86.20
Meuleman RD	8	-	-	-	-	-	-	-
Meuleman SW	120	98	2	49.00	-	-	1/38	60.00
Michael CA	258	127	5	25.40	-	-	2/20	51.60
Milburn C	632	302	5	60.40	-	-	2/16	126.40
Millar GA	114	77	-	-	-	-	-	-
Milosz SJ	1709	706	16	44.12	-	-	4/53	106.81
Moody TM	14431	6297	220	28.62	5	1	7/38	65.60
Muggleton MB	8	2	1	2.00	-	-	1/2	8.00

Mulder B	4742	2060	57	36.11	3	1	6/65	83.19
Mullally AD	2547	1238	26	47.61	-	-	3/74	97.90
Mullooly TC	136	77	1	77.00	-	-	1/39	136.00
Munro JKE	48	18	1	18.00	-	-	1/18	48.00
Murray GI	146	94	3	31.33	-	-	2/44	48.67
Nicholls PA	2071	886	28	31.64	1	-	5/68	73.97
Nicholson MJ	7138	3651	115	31.74	2	-	5/49	62.06
Nikitaras S	103	58	-	-	-	-	-	-
Noffke AA	1219	663	12	55.25	-	-	4/105	101.58
North MJ	6929	3250	83	39.15	-	-	4/82	83.48
O'Dwyer TE	2230	1056	33	32.00	3	-	7/79	67.58
Oldroyd BJ	4088	1866	50	37.32	-	-	4/68	81.70
O'Neill MD	277	179	2	89.50	-	-	1/29	138.50
Outridge TM	1185	680	18	37.77	1	-	5/78	65.83
Parker JF	23	7	-	-	-	-	-	-
Paulsen RG	3858	1901	55	34.56	1	-	6/106	70.15
Pavy L	8	10	-	-	-	-	-	-
Penter CE	703	388	5	77.60	-	-	1/26	140.60
Petrie MJ	210	88	1	88.00	-	-	1/59	210.00
Playle WR	88	65	-	-	-	-	-	-
Pomersbach LA	219	109	4	27.25	-	-	1/4	54.75
Porter DN	684	456	10	45.60	-	-	2/27	68.40
Porter GD	3456	1326	43	30.84	-	-	4/59	80.37
Preen AT	2443	916	25	36.64	1	-	6/97	97.72
Price RH	4276	1912	71	26.92	4	1	5/49	60.23
Prindiville KJ	160	65	-	-	-	-	-	-
Prindiville TJ	184	68	3	22.66	-	-	3/26	61.33
Puckett CW	7185	2821	113	24.96	8	1	6/35	63.50
Punch KF	952	426	11	38.72	-	-	3/48	86.55
Reid BA	11520	4980	181	27.51	7	1	6/54	63.64
Rigg BA	624	451	4	112.75	-	-	2/46	106.00
Rigg HWH	216	113	2	56.50	-	-	1/13	108.00
Rimington NJ	2511	1148	51	22.50	1	-	5/46	49.23
Robinson WM	370	239	6	39.83	-	-	2/26	61.67
Rogers CJL	28	21	-	-	-	-	-	-
Rogers JW	12	4	-	-	-	-	-	-
Russell RS	420	236	3	78.67	-	-	2/72	140.00
Rutherford JW	2468	945	15	63.00	-	-	3/20	164.53
Sarre RB	222	106	4	26.50	-	-	3/39	55.50
Sawle LM	19	13	-	-	-	-	-	-
Serjeant CS	6	4	-	-	-	-	-	-
Shepherd BK	455	290	3	96.66	-	-	1/1	151.67
Shipperd G	24	11	-	-	-	-	-	-
Simmons CJ	120	72	1	72.00	-	-	1/37	120.00
Simpson RB	2423	1054	34	31.00	1	-	5/45	71.26
Slater KN	11853	4958	112	44.26	-	-	4/91	105.83
Spalding EG	480	207	8	25.87	-	-	4/37	60.00
Spencer DJ	1099	750	20	37.50	-	-	4/85	54.95
Stewart J	2578	1374	26	52.85	-	-	3/68	99.15
Strauss RB	6723	2604	104	25.03	7	-	7/59	64.64
Stubbs JRM	351	201	4	50.25	-	-	2/29	87.75
Swan GG	1578	897	22	40.77	1	-	5/54	71.70
Swart MR	30	39	2	19.50	-	-	1/0	15.00
Taylor JJ	816	615	12	51.25	-	-	4/70	68.00
Thistle MJ	132	103	-	-	-	-	-	-
Thomson GD	162	150	-	-	-	-	-	-
Thorp CD	936	531	10	53.10	-	-	3/59	93.60
Turner AJ	25	12	-	-	-	-	-	-
Varis L	892	426	13	32.76	-	-	2/8	68.61
Veletta MRJ	12	2	-	-	-	-	-	-
Vernon MT	394	215	9	23.88	-	-	3/15	43.78
Voges AC	2593	1375	35	39.25	-	-	4/92	74.08
Wasley MA	377	181	3	60.33	-	-	2/53	125.67
Wates DJ	2007	1248	31	40.25	-	-	4/77	64.70
Watson GD	2963	1316	54	24.37	4	-	5/53	54.87
Watson GG	180	135	2	67.50	-	-	2/74	90.00
Watt AD	165	93	4	23.25	-	-	2/2	41.25
Waugh RF	40	33	-	-	-	-	-	-
Williams BA	7338	3888	137	28.37	7	-	6/74	53.56
Williams DST	192	114	3	38.00	-	-	1/24	64.00
Wilson P	1900	856	19	45.05	1	-	6/76	100.58
Wilson SV	581	331	11	30.10	-	-	4/29	52.82
Wishart PW	16	19	-	-	-	-	-	-
Wishart WK	1470	551	11	50.09	-	-	4/90	133.67
Wolfe MF	6	6	-	-	-	-	-	-
Wood GM	165	105	1	105.00	-	-	1/10	165.00
Worthington PC	861	522	15	34.80	1	-	6/59	57.40
Yardley B	9698	4131	159	25.98	11	2	7/44	60.83
Zoehehr TJ	2556	1341	23	58.30	1	-	5/58	111.13

\* Denotes not out

## SHEFFIELD SHIELD AGGREGATES & AVERAGES



Marcus North topped the Bupa Sheffield Shield run scoring charts in 2013-14.

### BATTING AGGREGATE - 1000 RUNS OR MORE

BATTING AGGREGATE - 1000 RUNS OR MORE							
Player	Inns	NO	Runs				
Langer JL	185	15	9406	Meuleman KD	66	9	3035
Moody TM	228	22	8853	Lavender MP	89	6	2883
Hussey MEK	207	12	8007	Hogg GB	109	22	2766
Veletta MRJ	198	20	7306	Ronchi L	92	10	2702
North MJ	200	16	7277	Macleay KH	116	24	2614
Marsh GR	175	12	7009	Julian BP	128	19	2507
Martyn DR	171	16	6910	Serjeant CS	75	11	2264
Wood GM	174	25	6904	Rutherford JW	61	3	2200
Inverarity RJ	188	18	6888	Davis LM	68	1	2147
Rogers CJL	119	5	5524	Robinson WM	66	3	2138
Voges AC	161	22	5522	Mann AL	105	16	2106
Campbell RJ	153	5	5421	Simpson RB	34	6	2072
Shepherd BK	127	13	4934	Pomersbach LA	54	4	2069
Marsh RW	139	9	4412	Slater KN	103	11	2027
Marsh SE	133	14	4337	Langer RS	64	12	2024
Andrews WS	126	12	4292	Charlesworth RI	72	5	2007
Zoehrer TJ	157	19	4248	Edwards AR	64	1	1937
Goodwin MW	107	8	4078	Becker GC	65	2	1693
Shipperd G	107	14	4025	McPhee MW	64	6	1667
Edwards R	110	14	3939	Sawle LM	58	4	1568
Hughes KJ	96	3	3925	Carmody DK	53	1	1459
Brayshaw IJ	145	20	3771	McKenzie GD	109	23	1457
Chadwick D	106	8	3651	Irvine JT	41	3	1436
Vernon MT	111	4	3631	Yardley B	74	10	1414
Katich SM	83	10	3498	Marsh MR	58	4	1391
Laird BM	100	9	3418	Milburn C	27	2	1382
Gilchrist AC	85	11	3055	Kelly PC	37	2	1329
				Langdon CW	39	1	1292
				Lock GAR	97	14	1271
				Angel J	138	36	1233

Harris MS	49	2	1225
Parker JF	46	4	1211
Baker RM	48	7	1168
Buggins BL	90	14	1149
Magoffin SJ	81	21	1114
McAullay KJ	37	1	1110
Whiteman SM	49	2	1109
Bandy DC	42	3	1108
Wishart PW	42	4	1103
Matthews CD	56	7	1097
Edwards WJ	34	1	1091
Hogan TG	64	10	1028
Clements SC	29	-	1017

#### BOWLING AGGREGATE - 100 WICKETS OR MORE

Player	Balls	Runs	Wkts
Angel J	22354	10418	419
Alderman TM	19288	9299	384
Lillee DK	16619	7544	323
Lock GAR	20107	7210	302
Julian BP	16240	8573	292
McKenzie GD	16566	7322	232
Macleay KH	17768	7025	229
Moody TM	14432	6297	220
Magoffin SJ	11532	5146	190
Matthews CD	9631	4675	188
Mann AL	12628	5731	181
Reid BA	11517	4969	181
Hoare DE	9834	4637	176
Brayshaw IJ	10961	4096	167
Hogan MG	9888	4510	163
Yardley B	9672	4131	159
Edmondson BM	7870	5159	158
Dorey BR	8726	4113	155
Malone MF	8324	3422	139
Hogan TG	11744	4786	139
Williams BA	7350	3884	137
Clark WM	9673	3893	133
Hogg GB	8799	4602	122
Mayne LC	7206	3672	118
Capes PA	7527	3666	115
Nicholson MJ	7149	3651	115
Puckett CW	7193	2821	113
Slater KN	11853	4958	112
Strauss RB	6723	2604	104
Gaunt RA	5670	2657	104

#### BATTING AVERAGES - 1000 RUNS OR MORE

Player	Inns	NO	Runs	Ave
Simpson RB	34	6	2072	74.00
Langer JL	185	15	9406	55.33
Milburn C	27	2	1382	55.28
Meuleman KD	66	9	3035	53.24
Rogers CJL	119	5	5524	48.45
Katich SM	83	10	3498	47.92
Wood GM	174	25	6904	46.33
Martyn DR	171	16	6910	44.58
Shepherd BK	127	13	4934	43.28
Shipperd G	107	14	4025	43.27
Marsh GR	175	12	7009	43.00
Moody TM	228	22	8853	42.98
Hughes KJ	96	3	3925	42.21
Pomersbach LA	54	4	2069	41.38
Gilchrist AC	85	11	3055	41.28
Hussey MEK	207	12	8007	41.06
Veletta MRJ	198	20	7306	41.04
Edwards R	110	14	3939	41.03
Inverarity RJ	188	18	6888	40.51
Goodwin MW	109	8	4078	40.37
Voges AC	161	22	5522	39.72
North MJ	200	16	7277	39.54
Langer RS	64	12	2024	38.92
Kelly PC	37	2	1329	37.97
Rutherford JW	61	3	2200	37.93
Irvine JT	41	3	1436	37.79

Andrews WS	126	12	4292	37.65
Laird BM	100	9	3418	37.57
Chadwick D	106	8	3651	37.25
Campbell RJ	153	5	5421	36.63
Marsh SE	131	14	4337	36.44
Whiteman SM	49	2	1109	35.77
Serjeant CS	75	11	2264	35.37
Clements SC	29	-	1017	35.07
Lavender MP	89	6	2883	34.73
Langdon CW	39	1	1292	34.00
Marsh RW	139	9	4412	33.94
Vernon MT	111	4	3631	33.93
Robinson WM	66	3	2138	33.93
Edwards WJ	34	1	1091	33.06
Ronchi L	92	10	2702	32.95
Davis LM	68	1	2147	32.04
Hogg GB	109	22	2766	31.79
McAullay KJ	37	1	1110	30.80
Zoeherer TJ	157	19	4248	30.78
Edwards AR	64	1	1937	30.74
Brayshaw IJ	145	20	3771	30.17
Charlesworth RI	72	5	2007	29.95
Sawle LM	58	4	1568	29.03
Wishart PW	42	4	1103	29.02
Parker JF	46	4	1211	28.83
McPhee MW	64	6	1667	28.74
Baker RM	48	7	1168	28.49
Bandy DC	42	3	1108	28.41
Macleay KH	116	24	2614	28.41
Carmody KD	53	1	1459	28.05
Becker GC	65	2	1693	26.87
Harris MS	49	2	1225	26.06
Marsh MR	58	4	1391	25.75
Mann AL	105	16	2106	23.66
Julian BP	128	19	2507	23.00
Matthews CD	56	7	1097	22.39
Yardley B	74	10	1414	22.09
Slater KN	103	11	2027	22.03
Hogan TG	64	10	1028	19.04
Magoffin SJ	81	21	1114	18.56
McKenzie GD	109	23	1457	16.94
Lock GAR	97	14	1271	15.31
Buggins BL	90	14	1149	15.11
Angel J	138	36	1233	12.09

#### BOWLING AVERAGES - 100 WICKETS

Player	Balls	Runs	Wkts	Ave
Lillee DK	16619	7544	323	23.36
Lock GAR	20107	7210	302	23.87
Alderman TM	19288	9299	384	24.21
Brayshaw IJ	10961	4096	167	24.53
Malone MF	8324	3422	139	24.61
Angel J	22354	10418	419	24.86
Matthews CD	9741	4678	188	24.88
Puckett CW	7193	2821	113	24.96
Yardley B	9672	4131	159	25.98
Hoare DE	9834	4637	176	26.34
Dorey BR	8726	4113	155	26.53
Magoffin SJ	11532	5146	190	27.08
Reid BA	11520	4980	181	27.51
Hogan MG	9888	4510	163	27.66
Williams BA	7350	3884	137	28.35
Moody TM	14432	6297	220	28.62
Clark WM	9673	3893	133	29.27
Julian BP	16240	8573	292	29.36
Macleay KH	17768	7033	229	30.71
Mayne LC	7206	3672	118	31.12
Mann AL	12628	5731	181	31.66
McKenzie GD	16566	7322	232	31.66
Nicholson MJ	7149	3653	115	31.76
Capes PA	7527	3666	115	31.88
Edmondson BM	7870	5159	158	32.65
Hogan TG	11744	4786	139	34.43
Hogg GB	8799	4602	122	37.72
Slater KN	11853	4958	112	44.26

### FIRST WICKET

431	Veletta MRJ (150) & Marsh GR (355*)	v South Australia	Perth	1989-90	Rec
328	Milburn C (243) & Chadwick D (91)	v Queensland	Brisbane	1968-69	Rec
310	Marsh GR (223) & Veletta MRJ (157)	v Tasmania	Hobart	1988-89	Rec
223	Lavender MP (103) & Marsh GR (129)	v Victoria	Perth	1992-93	Rec
208	Langer JL (121) & Rogers CJL (87)	v Tasmania	Hobart	2007-08	
208	Bancroft CT (86) & North MJ (145)	v Victoria	Perth	2013-14	
203	Edwards WJ (153) & Laird BM (117)	v New South Wales	Sydney	1974-75	Rec
197	Hussey MEK (172) & Campbell RJ (93)	v New South Wales	Sydney	1999-00	
191	Sawle LM (99) & Wishart PW (89)	v South Australia	Perth	1959-60	
188	McPhee MW (113) & Veletta MRJ (228)	v Queensland	Perth	1989-90	
171	Marsh GR (120) & Clements SC (86)	v Queensland	Perth	1981-82	
166	Langer JL (67) & Rogers CJL (94)	v Queensland	Perth	2006-07	
163	McPhee MW (99) & Veletta MRJ (112)	v Victoria	Melbourne	1986-87	
159	Hussey MEK (59) & Dighton MG (95)	v South Australia	Adelaide	1998-99	
159	Rogers CJL (75) & Langer JL (99)	v Victoria	Melbourne	2006-07	
157	Langer JL (94) & Hussey MEK (71)	v New South Wales	Perth	2003-04	
156	Milburn C (93) & Chadwick D (110)	v New South Wales	Sydney	1968-69	
155	Hussey MEK (44) & Campbell RJ (104)	v Tasmania	Perth	1997-98	
155	Langer JL (75) & Hussey MEK (223*)	v Victoria	Perth	2004-05	
155	Rogers CJL (66) & Hussey MEK (86)	v Victoria	Perth	2005-06	
153	Veletta MRJ (262) & Marsh GR (86)	v Victoria	Perth	1986-87	
151	Marsh GR (79) & Charlesworth RI (78)	v Queensland	Brisbane	1977-78	
150	Laird BM (119) & Charlesworth RI (61)	v Queensland	Brisbane	1975-76	
146*	Milburn C (82*) & Chadwick D (52)	v South Australia	Perth	1968-69	
144	Hussey MEK (138) & Campbell RJ (113)	v Victoria	Melbourne	1996-97	
142	Langer JL (109) & Rogers CJL (51)	v South Australia	Perth	2007-08	
141	Hussey MEK (33) & Campbell RJ (203)	v Queensland	Perth	1999-00	
140	Milburn C (106) & Kelly PC (91)	v Queensland	Perth	1966-67	
139	Watson GD (81) & McAullay KJ (66)	v South Australia	Perth	1972-73	
139	Hussey MEK (83) & Campbell RJ (78)	v Tasmania	Hobart	1996-97	
137	Veletta MRJ (110) & Gonnella P (56)	v Victoria	Perth	1988-89	
136	Rutherford JW (75) & Woodhead DJ (101*)	v Queensland	Perth	1958-59	
134	Jones A (66) & Slater KN (154)	v Queensland	Brisbane	1963-64	
134	Laird BM (84) & Wood GM (138)	v Queensland	Perth	1982-83	
134	Wood GM (79) & Charlesworth RI (52)	v Victoria	Perth	1978-79	
134	Langer JL (163*) & Hussey MEK (53)	v New South Wales	Sydney	2003-04	
133	Rutherford JW (160) & Sawle LM (48)	v New South Wales	Perth	1957-58	
133	Moody TM (94) & Veletta MRJ (53)	v Tasmania	Hobart	1985-86	
133	Marsh GR (55) & Veletta MRJ (64)	v Victoria	Melbourne	1988-89	
133	Rogers CJL (74) & Hussey MEK (95)	v Tasmania	Hobart	2004-05	
132	Laird BM (72) & Charlesworth RI (54)	v Queensland	Perth	1976-77	
130	Wood GM (67) & Shipperd G (57)	v Tasmania	Perth	1979-80	
129	Hussey MEK (49) & Lavender MP (73)	v New South Wales	Sydney	1995-96	
127	Hussey MEK (100 & Meuleman SW (60)	v New South Wales	Sydney	2001-02	
127	Marsh GR (51) & Clements SC (73)	v Queensland	Perth	1981-82	
125	Kelly PC (80) & Playle WR (48)	v Victoria	Perth	1965-66	
125	Laird BM (55) & Edwards WJ (72)	v Victoria	Perth	1974-75	
124	Rutherford JW (108) & Sawle LM (31)	v South Australia	Perth	1954-55	
123	Clements SC (73) & Veletta MRJ (82)	v South Australia	Perth	1983-84	
123	Hussey MEK (57) & Langer JL (96)	v Victoria	St Kilda	2003-04	
116	Edwards WJ (65) & Laird BM (47)	v Victoria	Melbourne	1974-75	
113	Slater KN (55) & Irvine JT (56)	v South Australia	Perth	1967-68	
113	Rogers CJL (153) & Hussey MEK (36)	v Victoria	St Kilda	2004-05	
112	Wood GM (61) & Veletta MRJ (49)	v New South Wales	Canberra	1984-85	
112	Playle WR (116) & Kelly PC (57)	v Victoria	Melbourne	1965-66	
112	Clements SC (58) & Veletta MRJ (100)	v Victoria	Carlton	1984-85	
111	Marsh GR (88) & Veletta MRJ (46)	v Queensland	Perth	1991-92	
111	Lavender MP (173*) & Hussey MEK (42)	v New South Wales	Perth	1995-96	
111	Langer JL (35) & Rogers CJL (135)	v Tasmania	Hobart	2005-06	
111	Rogers CJL (116) & Davis LM (51)	v Queensland	Brisbane	2007-08	
110	Wood GM (100*) & Charlesworth RI (48)	v Queensland	Perth	1977-78	
109	Hussey MEK (147) & Campbell RJ (74)	v Victoria	Perth	1996-97	
108	Marsh GR (51) & Charlesworth RI (71)	v Victoria	Melbourne	1977-78	
107*	Wishart PW (50*) & Sawle LM (53*)	v Queensland	Brisbane	1959-60	
107	Laird BM (66) & Charlesworth RI (34*)	v South Australia	Adelaide	1976-77	
106	Hussey MEK (87) & Campbell RJ (45)	v Tasmania	Hobart	1996-97	
104*	Charlesworth RI (34*) & Wood GM (67*)	v South Australia	Perth	1977-78	
101	Watson GD (45) & McAullay KJ (47)	v South Australia	Perth	1971-72	
101	Chadwick D (36) & Prindiville TJ (71*)	v Victoria	Melbourne	1969-70	
100	Wood GM (103) & Shipperd G (42)	v Tasmania	Devonport	1980-81	
100	Rogers CJL (62) & Campbell RJ (70)	v New South Wales	Newcastle	2002-03	

## SECOND WICKET

254	Veletta MRJ (130) & Marsh GR (138)	v Queensland	Brisbane	1985-86	Rec
248	Veletta MRJ (143) & Shipperd G (129)	v South Australia	Adelaide	1984-85	Rec
247	Langer JL (164) & Goodwin MW (164)	v South Australia	Adelaide	2002-03	
234	Veletta MRJ (106) & Moody TM (144)	v Tasmania	Perth	1987-88	Rec
233	Hussey MEK (134) & Langer JL (235)	v South Australia	Adelaide	1997-98	
231	Marsh GR (107) & Moody TM (124)	v Queensland	Perth	1992-93	
227	Hussey MEK (172*) & Langer JL (120)	v South Australia	Perth	1999-00	
226	Marsh GR (105*) & Moody TM (155)	v South Australia	Perth	1988-89	
218	Hussey MEK (76) & Rogers CJL (142)	v New South Wales	Perth	2003-04	Rec
216	Campbell RJ (111) & Langer JL (129)	v Tasmania	Hobart	1999-00	
204	Shipperd G (104) & Langer RS (102)	v Queensland	Perth	1979-80	
203	Kelly PC (103) & Vernon MT (173)	v New South Wales	Perth	1965-66	
203	Marsh GR (138) & Langer JL (110)	v South Australia	Perth	1992-93	
194	Lavender MP (118) & Wood GM (166)	v Victoria	St Kilda	1990-91	Rec
193	Langer JL (133) & Katich SM (79)	v Tasmania	Perth	2001-02	
192	Langer JL (131) & Marsh SE (63)	v Tasmania	Perth	2007-08	
190	Edwards AR (104) & Robinson GD (134)	v Victoria	Perth	1947-48	
184	Watson GD (145) & Inverarity RJ(85)	v Queensland	Perth	1971-72	
171	Wood GM (82) & Marsh GR (100*)	v Victoria	Perth	1985-86	
168	Veletta MRJ (80) & Langer JL (89)	v Queensland	Brisbane	1993-94	
166	Davis LM (108) & Robinson WM (83)	v Victoria	Melbourne	2011-12	
164	Marsh GR (223) & Moody TM (112*)	v Tasmania	Hobart	1988-89	
164	Wishart PW (57) & Vernon MT (105)	v Victoria	Melbourne	1959-60	
163	Veletta MRJ (262) & Moody TM (97)	v Victoria	Perth	1986-87	
162	Langer JL (120) & Goodwin MW (95)	v South Australia	Perth	2004-05	
161	Rutherford JW (121) & England EJ (71)	v South Australia	Perth	1953-54	
159	Veletta MRJ (228) & Ramshaw DJ (44)	v Queensland	Perth	1989-90	
159	Carmody DK (198) & Robinson GD (90)	v South Australia	Perth	1947-48	
157	Clements SC (151) & Shipperd G (48)	v Tasmania	Launceston	1983-84	
157	Robinson WM (62) & Hussey MEK (118)	v Victoria	Melbourne	2010-11	
155	Wood GM (82) & Shipperd G (167*)	v Victoria	Melbourne	1983-84	
154*	Marsh GR (62*) & Langer JL (90*)	v South Australia	Perth	1993-94	
153	Hussey MEK (120) & Langer JL (46)	v New South Wales	Perth	1997-98	
153	Hussey MEK (137) & Katich SM (102)	v Victoria	Melbourne	2000-01	
152	Veletta MRJ (68) & Langer JL (96)	v South Australia	Perth	1992-93	
151	Edwards WJ (153) & Marsh RW (168*)	v New South Wales	Sydney	1974-75	
151*	Laird BM (77*) & Langer RS (72*)	v New South Wales	Perth	1974-75	
151	Hussey MEK (172) & Katich SM (76)	v New South Wales	Sydney	1999-00	
148	Hussey MEK (138) & Goodwin MW (90)	v Victoria	Melbourne	1996-97	
147	Hussey MEK (138) & Goodwin MW (72)	v Tasmania	Perth	2003-04	
146	Veletta MRJ (112) & Moody TM (100)	v Victoria	Melbourne	1986-87	
146	Rogers CJL (66) & Langer JL (91)	v South Australia	Perth	2006-07	
145	Langer JL (105) & Marsh SE (50)	v Tasmania	Perth	2006-07	
142	Wood GM (111) & Shipperd G (56)	v South Australia	Adelaide	1982-83	
142	Veletta MRJ (66) & Langer JL (233)	v Tasmania	Perth	1993-94	
141	Rogers CJL (120) & Goodwin MW (104*)	v Tasmania	Perth	2003-04	
140	Sawle LM (85) & Simpson RB (97)	v New South Wales	Perth	1956-57	
139*	Hussey MEK (81) & Langer JL (70*)	v New South Wales	Sydney	1996-97	
139	Rutherford JW (160) & Vernon MT (71)	v New South Wales	Perth	1957-58	
139	Watson GD (122) & Brayshaw IJ (57)	v Queensland	Brisbane	1971-72	
138	Marsh GR (67) & Shipperd G (63)	v Victoria	Perth	1981-82	
134	Veletta MRJ (59) & Moody TM (69)	v Queensland	Brisbane	1988-89	
133	McAullay KJ (86) & Inverarity RJ (87)	v South Australia	Perth	1971-72	
133	Edwards WJ (122) & Edwards R (147)	v South Australia	Perth	1973-74	
133	McPhee MW (135) & Shipperd G (139)	v South Australia	Perth	1984-85	
131	Veletta MRJ (78*) & Gonnella P (61)	v Queensland	Perth	1985-86	
131	Chadwick D (117) & Scarff CS (67)	v Victoria	Perth	1969-70	
128	Rutherford JW (53) & Vernon MT (80)	v Queensland	Perth	1957-58	
127	Robinson WM (91) & Simmons CJ (60)	v South Australia	Perth	2011-12	
126	Hussey MEK (79) & Katich SM (113)	v Queensland	Brisbane	1998-99	
124	Marsh GR (134) & Moody TM (85)	v South Australia	Adelaide	1986-87	
124	Hussey MEK (61) & Langer JL (67)	v Queensland	Brisbane	1997-98	
122	McAullay KJ (67) & Inverarity RJ (161)	v New South Wales	Perth	1971-72	
121	Kelly PC (91) & Inverarity RJ (114)	v Queensland	Perth	1966-67	
119	Sawle LM (66) & Simpson RB (112*)	v Queensland	Perth	1956-57	
119	Rutherford JW (167) & Carmody DK (59)	v South Australia	Adelaide	1954-55	
118	Rogers CJL (83) & Goodwin MW (57)	v Queensland	Brisbane	2004-05	
117	Marsh GR (120*) & Moody TM (46)	v Victoria	Melbourne	1987-88	
117	Marsh GR (104) & Lavender MP (58)	v South Australia	Adelaide	1991-92	
115	Milburn C (70) & Becker GC (51)	v Victoria	Perth	1968-69	
114	Chadwick D (110) & Inverarity RJ (103)	v New South Wales	Sydney	1968-69	
114	Rutherford JW (125) & Buggins BL(47)	v Queensland	Perth	1955-56	
113	Charlesworth RI (67) & Langer RS (71)	v New South Wales	Perth	1976-77	
112*	Wood GM (53*) & Marsh GR (50*)	v South Australia	Adelaide	1985-86	
112	Marsh SE (74*) & Pomersbach LA (78)	v New South Wales	Perth	2008-09	
111	Simpson RB (236*) & Vernon MT (46)	v New South Wales	Perth	1959-60	
111	Wood GM (94) & Shipperd G (46)	v Tasmania	Perth	1984-85	
111	Veletta MRJ (44) & Moody TM (202)	v Victoria	Perth	1988-89	

110	Simpson RB (71) & Vernon MT (89)	v South Australia	Perth	1960-61
109	Veletta MRJ (43) & Moody TM (64)	v South Australia	Perth	1988-89
109	Rogers CJL (66) & Marsh SE (37)	v Victoria	St Kilda	2005-06
108	Rogers CJL (55) & Marsh SE (63)	v Tasmania	Hobart	2005-06
107*	Wood GM (100*) & Wright KJ (59*)	v Queensland	Perth	1977-78
107	North MJ (69) & Harris MS (49)	v New South Wales	Perth	2013-14
106*	Andrews WS (36*) & Moody TM (66*)	v New South Wales	Sydney	1989-90
105	Sarre RB (50) & Meuleman KD (65)	v New South Wales	Perth	1952-53
105	Lavender MP (60) & Langer JL (241*)	v New South Wales	Perth	1994-95
104	Chadwick D (66) & Inverarity RJ (89)	v South Australia	Adelaide	1969-70
104	Robinson WM (98) & Marsh SE (50)	v Tasmania	Hobart	2010-11
102	Wood GM (73) & Hughes KJ (43)	v Victoria	Perth	1977-78
102	Marsh GR (43) & Langer JL (135)	v Tasmania	Hobart	1993-94
101	Laird BM (127) & Inverarity RJ (35)	v Queensland	Perth	1974-75
101	Hussey MEK (86) & Katich SM (52)	v New South Wales	Perth	2001-02
100	Wood GM (103) & Shipperd G (42)	v Tasmania	Perth	1986-87

### THIRD WICKET

459	Rogers CJL (279) & North MJ (239*)	v Victoria	Perth	2006-07	Rec
379	Davis LM (303*) & Voges AC (178)	v New South Wales	Perth	2011-12	Rec
330	Wood GM (173*) & Marsh GR (159)	v New South Wales	Sydney	1983-84	Rec
271	Marsh GR (128) & Martyn DR (197)	v New South Wales	Perth	1993-94	
264	Moody TM (202) & Wood GM (138*)	v Victoria	Perth	1988-89	
238	Langer JL (274*) & Martyn DR (104)	v South Australia	Perth	1996-97	Rec
234	Rogers CJL (119*) & Goodwin MW (119)	v Queensland	Brisbane	2003-04	Rec
231	Veletta MRJ (128) & Wood GM (117)	v Queensland	Perth	1990-91	
230	Moody TM (162) & Wood GM (68)	v South Australia	Perth	1988-89	
229	Gonnella P (134) & Wood GM (102)	v Tasmania	Hobart	1985-86	Rec
229	Moody TM (168) & Martyn DR (90)	v South Australia	Adelaide	1991-92	
223	Shepherd BK (92) & Kanhai RB (135)	v South Australia	Adelaide	1961-62	
205	Langer RS (111) & Hughes KJ (119)	v New South Wales	Perth	1975-76	
204	Campbell RJ (177) & Martyn DR (90)	v New South Wales	Sydney	1997-98	
193	Katich SM (152) & Martyn DR (90)	v Tasmania	Hobart	2000-01	
192	Veletta MRJ (262) & Wood GM (84)	v Victoria	Perth	1986-87	
192	Katich SM (117) & Martyn DR (92)	v New South Wales	N Sydney	2000-01	
187	Inverarity RJ(108) & Becker GC(112)	v Queensland	Brisbane	1968-69	
182	Katich SM (115) & Martyn DR (85)	v Queensland	Brisbane	1998-99	
182	Davis LM (89) & North MJ (119)	v South Australia	Adelaide	2011-12	
175	Shipperd G (96) & Hughes KJ (129)	v New South Wales	Sydney	1983-84	
175	Hussey MEK (108) & Martyn DR (101)	v Tasmania	Hobart	1997-98	
175	Campbell RJ (203) & Dighton MG (182*)	v Queensland	Perth	1999-00	
174*	Shepherd BK (212*) & Parker JF (29*)	v Queensland	Perth	1961-62	
173*	Lavender MP (113*) & Moody TM (101*)	v Queensland	Brisbane	1990-91	
167	Veletta MRJ (63) & Moody TM (100)	v New South Wales	Sydney	1990-91	
167	Shipperd G (80) & Hughes KJ (94)	v New South Wales	Perth	1980-81	
165	Davis LM (135) & Voges AC (150*)	v Tasmania	Perth	2011-12	
163*	Kanhai RB (108*) & Shepherd BK (212*)	v Queensland	Perth	1961-62	
163	Marsh SE (89) & North MJ (101)	v South Australia	Adelaide	2010-11	
161*	Marsh SE (108*) & Voges AC (58*)	v South Australia	Adelaide	2009-10	
157	Edwards R (147) & Inverarity RJ (91)	v South Australia	Perth	1973-74	
157	Goodwin MW (127) & Martyn DR (62)	v Queensland	Perth	1996-97	
155	Chadwick D(137) & Inverarity RJ(131)	v Queensland	Brisbane	1970-71	
155	Langer JL (116) & Martyn DR (96)	v South Australia	Adelaide	1996-97	
154	Chadwick D (91) & Brayshaw IJ (73)	v South Australia	Perth	1969-70	
154	Marsh SE (70) & Voges AC (90*)	v Tasmania	Hobart	2009-10	
153	Davis LM (116) & Voges AC (84)	v New South Wales	Sydney	2007-08	
151	Lavender MP (172) & Veletta MRJ (64)	v Tasmania	Perth	1991-92	
149	Marsh GR (89) & Inverarity RJ(124*)	v Tasmania	Devonport	1978-79	
149	Hussey MEK (100) & Katich SM (131)	v New South Wales	Sydney	2001-02	
149	Goodwin MW (164) & Hussey MEK (62)	v South Australia	Adelaide	2002-03	
147	Inverarity RJ (161) & Brayshaw IJ (44*)	v New South Wales	Perth	1971-72	
147	Rogers CJL (94) & Goodwin MW (156)	v Queensland	Perth	2003-04	
146	Rutherford JW (86) & Meuleman KD (74*)	v Victoria	Melbourne	1957-58	
145	Heron CJ (84) & Marsh SE (94)	v Tasmania	Perth	2005-06	
143	Laird BM (177) & Hughes KJ (65)	v Queensland	Brisbane	1976-77	
143	Langer JL (135) & Martyn DR (100)	v Tasmania	Hobart	1993-94	
140	Wood GM (167*) & Clements SC (67)	v Tasmania	Perth	1983-84	
139	Goodwin MW (138) & North MJ (59)	v Tasmania	Hobart	2004-05	
137	Whiteman SM (96) & Voges AC (94*)	v South Australia	Adelaide	2012-13	
136	Simpson RB (87), Meuleman KD (41 RH) & Shepherd BK (25)	v New South Wales	Sydney	1958-59	
136	Rogers CJL (103) & Goodwin MW (70)	v Victoria	St Kilda	2003-04	
135*	Marsh SE (66) & Hussey MEK (59*)	v Tasmania	Hobart	2007-08	
129	Inverarity RJ (114) & Irvine JT (45)	v Victoria	Melbourne	1968-69	
129	Inverarity RJ (53) & Edwards R (152)	v Victoria	Perth	1971-72	
128	Simpson RB (106) & Shepherd BK (67)	v Victoria	Melbourne	1960-61	
126	Robinson GD (134) & Watt AD (76)	v Victoria	Perth	1947-48	
126	Hussey MEK (147) & Martyn DR (108)	v Victoria	Perth	1996-97	
124	North MJ (118) & Bosisto WG (44)	v Victoria	Melbourne	2013-14	
123	Gartrell KB (102) & Shepherd BK (219)	v Victoria	Melbourne	1962-63	
122	Laird BM (110) & Hughes KJ (80)	v South Australia	Adelaide	1981-82	

122	Becker GC (95) & Vernon MT (59)	v Victoria	Perth	1967-68
122	Langer JL (241*) & Martyn DR (62)	v New South Wales	Perth	1994-95
120	Charlesworth RI (50) & Serjeant CS (129)	v New South Wales	Perth	1977-78
120	Langer JL (65) & Martyn DR (59)	v Queensland	Perth	1993-94
119	Marsh SE (70) & North MJ (107)	v Queensland	Perth	2009-10
118	Playle WR (122) & Shepherd BK (64)	v Queensland	Perth	1965-66
118	Wood GM (109) & Inverarity RJ (48)	v South Australia	Adelaide	1977-78
118	Martyn DR (78) & Katich SM (105*)	v Queensland	Perth	2000-01
117	Katich SM (78) & North MJ (51)	v Victoria	Melbourne	2000-01
116	Simpson RB (161) & Shepherd BK (51)	v New South Wales	Sydney	1959-60
115	Shipperd G (39) & Hughes KJ (129)	v Tasmania	Devonport	1982-83
115	Veletta MRJ (95) & Wood GM (79)	v Tasmania	Hobart	1987-88
114	Meuleman KD (83) & Langdon CW (118)	v Queensland	Perth	1952-53
114	Langer RS (150*) & Brayshaw IJ (30)	v Victoria	Perth	1974-75
114	Langer JL (96) & Martyn DR (56)	v Queensland	Perth	1993-94
113	Veletta MRJ (228) & Andrews WS (92)	v Queensland	Perth	1989-90
113	Laird BM (77) & Edwards R (81)	v South Australia	Perth	1974-75
113	Rogers CJL (95) & Marsh SE (49)	v South Australia	Adelaide	2006-07
113	Bancroft CT (93) & Voges AC (59)	v Tasmania	Hobart	2013-14
112	Lavender MP (90) & Martyn DR (89)	v South Australia	Adelaide	1994-95
112	Hussey MEK (90) & Martyn DR (70)	v Tasmania	Perth	1996-97
111	Vernon MT (93) & Lodge AO (33)	v New South Wales	Perth	1960-61
110	Langer JL (235) & Martyn DR (51)	v South Australia	Adelaide	1997-98
109	Rogers CJL (153) & North MJ (57)	v Victoria	St Kilda	2004-05
106	Towers LJC (124) & Voges AC (52)	v Tasmania	Hobart	2009-10
105*	Inverarity RJ (50*) & Edwards R (61*)	v New South Wales	Perth	1970-71
104	Inverarity RJ (45) & Edwards R (149)	v New South Wales	Perth	1971-72
104	Shipperd G (65) & Hughes KJ (73)	v New South Wales	Perth	1980-81
104	Inverarity RJ (144) & Harburn CM (64)	v South Australia	Adelaide	1964-65
103	Kelly PC (132) & Chadwick D (51)	v New South Wales	Sydney	1964-65
103	Vernon MT (52) & Milburn C (66)	v Victoria	Melbourne	1966-67
102*	Watson GD (75*) & Edwards R (36*)	v Victoria	Perth	1973-74
102	Hussey MEK (55) & Martyn DR (46)	v Queensland	Brisbane	1998-99
102	Katich SM (113) & Martyn DR (44)	v Queensland	Brisbane	1998-99
102	Langer JL (108) & North MJ (34)	v Victoria	Melbourne	2006-07
101	Inverarity RJ (143) & Edwards R (45)	v Queensland	Perth	1973-74

#### FOURTH WICKET

369	Rogers CJL (194) & North M.J. (178)	v New South Wales	Perth	2002-03	Rec
321	Martyn DR (189) & Goodwin MW (141)	v Tasmania	Perth	2001-02	Rec
279	Martyn DR (113) & Moody TM (272)	v Tasmania	Hobart	1994-95	
274	Hussey MEK (210) & Marsh SE (101)	v Tasmania	Perth	2004-05	
268	Marsh SE (166*) & Pomersbach LA (176)	v Queensland	Perth	2007-08	
260	Marsh GR (176) & Serjeant CS (106)	v New South Wales	Sydney	1981-82	
242	Inverarity RJ (119) & Irvine JT (120)	v New South Wales	Sydney	1967-68	
231	Langer JL (143*) & Moody TM (114)	v Tasmania	Perth	1996-97	
229	Moody TM (168*) & Martyn DR (90)	v South Australia	Adelaide	1991-92	Rec
209	Inverarity RJ (148) & Edwards R (119)	v Queensland	Perth	1970-71	Rec
206	Martyn DR (169) & Katich SM (73)	v Tasmania	Hobart	1999-00	
198	Hussey MEK (187) & Moody TM (109)	v Tasmania	Perth	1998-99	
198	Hussey MEK (90) & Marsh SE (119)	v New South Wales	Newcastle	2002-03	
185	Wood GM (103) & Andrews WS (116)	v Tasmania	Perth	1986-87	
184	Hughes KJ (130) & Laird BM (75)	v Queensland	Perth	1983-84	
181	Shepherd BK (94) & Meuleman KD (140)	v South Australia	Adelaide	1956-57	
174	North MJ (107) & Voges AC (152*)	v Tasmania	Perth	2006-07	
174	Pomersbach LA (144) & North MJ (50)	v South Australia	Adelaide	2008-09	
173	Goodwin MW (156) & North MJ (67)	v Queensland	Perth	2003-04	
168	Rogers CJL (123) & Voges AC (180)	v Tasmania	Hobart	2007-08	
167	Veletta MRJ (107) & Gartrell RB (92)	v South Australia	Perth	1985-86	
166	Langer JL (235) & Moody TM (78)	v South Australia	Adelaide	1997-98	
165	Vernon MT (100) & Guest CEJ (74)	v Victoria	Perth	1966-67	Rec
164	Davis LM (93) & Voges AC (89)	v South Australia	Adelaide	2011-12	
162	Voges AC (72) & Marsh SE (84)	v Queensland	Brisbane	2012-13	
161	Chadwick D (104) & Irvine JT (182)	v South Australia	Perth	1968-69	
158	Langer JL (153) & Martyn DR (43)	v South Australia	Adelaide	1995-96	
157	Buttsworth FJ (60) & Watt AD (129)	v Queensland	Brisbane	1947-48	
150	Martyn DR (139) & Moody TM (41)	v Tasmania	Perth	1992-93	
149	Langer JL (241*) & Moody TM (77)	v New South Wales	Perth	1994-95	
148	Goodwin MW (77) & North MJ (118)	v Tasmania	Hobart	2003-04	
141	Wood GM (86) & Inverarity RJ (187)	v New South Wales	Sydney	1978-79	
140	Edwards R(100) & Inverarity RJ (87*)	v Victoria	Melbourne	1973-74	
139	Marsh GR (107) & Laird BM (63)	v Queensland	Perth	1983-84	
137	Edwards R (149) & Marsh RW (71)	v New South Wales	Perth	1971-72	
136	Langer JL (131) & Martyn DR (75)	v Queensland	Brisbane	1991-92	
135	North MJ (79) & Voges AC (75)	v Tasmania	Hobart	2013-14	
134*	Lavender MP (66*) & Moody TM (71*)	v New South Wales	Sydney	1994-95	
134	Serjeant CS (129) & Hughes KJ (85)	v New South Wales	Perth	1977-78	
134	North MJ (78*) & Marsh SE (68)	v Queensland	Perth	2004-05	
132*	Lavender MP (173*) & Moody TM (57*)	v New South Wales	Perth	1995-96	
131	Moody TM (71) & Veletta MRJ (104)	v Tasmania	Hobart	1992-93	

129	Inverarity RJ (85) Meuleman RD (28 RH) & Brayshaw IJ (22)	v South Australia	Perth	1970-71
129	Baker RM (83) & Moody TM (68)	v South Australia	Adelaide	1995-96
127	Wood GM (83) & Andrews WS (72)	v Tasmania	Perth	1987-88
126	Shepherd BK (215*) & Chadwick D (31)	v Victoria	Perth	1964-65
125	Martyn DR (197) & Moody TM (68)	v New South Wales	Perth	1993-94
124	Andrews WS (59) & Brayshaw JA (69)	v New South Wales	Perth	1989-90
123	Inverarity RJ (129*) & Chadwick D (69)	v Queensland	Brisbane	1964-65
123*	Langer RS (75) & McEwan KS (57*)	v Victoria	Perth	1980-81
123	Martyn DR (66) & Campbell RJ (75)	v Victoria	Perth	2002-03
123	Rogers CJL (161) & Bandy DC (37)	v New South Wales	Perth	2005-06
122	Shipperd G (140) & O'Neill MD (42)	v Queensland	Perth	1980-81
122*	Serjeant CS (63*) & O'Neill MD (52*)	v Tasmania	Perth	1979-80
122	Langer JL (76) & Moody TM (160)	v Tasmania	Perth	1997-98
120	O'Neill MD (51) & McEwan KS (177)	v Queensland	Perth	1979-80
120	Langdon CW (68) & Edwards AR (75)	v New South Wales	Perth	1952-53
120	Harris MS (157) & Voges AC (108)	v Queensland	Perth	2010-11
120	Harris MS (114) & Voges AC (47)	v South Australia	Perth	2012-13
118	Laird BM (99) & Hughes KJ (130)	v Victoria	Perth	1982-83
118	Martyn DR (78) & Katich SM (105*)	v Queensland	Perth	2000-01
116	Langer JL (144) & Moody TM (33)	v Victoria	Melbourne	1993-94
116	North MJ (69) & Pomersbach LA (68)	v Tasmania	Perth	2007-08
115*	Marsh RW (168*) & Edwards R (35*)	v New South Wales	Sydney	1974-75
114	North MJ (141) & Voges AC (52)	v Victoria	Perth	2008-09
113	Langer JL (84) & North MJ (87)	v Tasmania	Hobart	2003-04
112*	North MJ (84*) & Marsh MR (65*)	v South Australia	Adelaide	2013-14
110	Hughes KJ (73) & Laird BM (43)	v South Australia	Adelaide	1983-84
110	Wood GM (82) & Hughes KJ (62)	v South Australia	Adelaide	1987-88
110	Marsh SE (43) & Voges AC (178)	v Queensland	Perth	2005-06
110	Robinson WM (141) & Bandy DC (32)	v New South Wales	Sydney	2009-10
109	Langer JL (45) & Martyn DR (112)	v Queensland	Brisbane	1992-93
109	Serjeant CS (54) & Brayshaw IJ (95)	v Victoria	Melbourne	1976-77
109	Rogers CJL (84) & Voges AC (144*)	v NSW	Sydney	2006-07
108	Hughes KJ (123) & Marsh GR (54)	v South Australia	Perth	1982-83
106	Frankish RR (104) & Driver WG (80)	v Victoria	Perth	1949-50
104	Langer RS (64) & Hughes KJ (60)	v New South Wales	Perth	1975-76
104	Edwards R (72) & Vernon MT (75)	v South Australia	Adelaide	1966-67
103	Veletta MRJ (87) & Ireland GJ (50)	v South Australia	Adelaide	1985-86
102	Moody TM (78) & Martyn DR (41)	v New South Wales	Perth	1991-92
100	North MJ (73) & Marsh SE (34)	v South Australia	Perth	2004-05

#### FIFTH WICKET

301*	Simpson RB (236*) & Meuleman KD (153*)	v New South Wales	Perth	1959-60	Rec
273	Moody TM (101) & Gilchrist AC (203*)	v South Australia	Perth	1997-98	Rec
251*	Shipperd G (167*) & Marsh RW (157*)	v Victoria	Melbourne	1983-84	Rec
248	North MJ (158) & Marsh MR (111)	v New South Wales	Sydney	2010-11	
236	Langer JL (107) & Martyn DR (203*)	v Tasmania	Perth	1995-96	Rec
216	Wood GM (133) & Andrews WS (139)	v New South Wales	Perth	1985-86	
209	Moody TM (136) & Katich SM (65*)	v Queensland	Brisbane	1996-97	Rec
197	Shepherd BK (173) & Meuleman KD (125)	v Queensland	Brisbane	1956-57	
188	Serjeant CS (140) & Brayshaw IJ (74)	v Queensland	Perth	1977-78	
180	Shepherd BK (149) & Waugh RF (87)	v New South Wales	Sydney	1963-64	
178	Hughes KJ (113) & Langer RS (77)	v New South Wales	Perth	1981-82	
173	Vernon MT (139) & Meuleman KD (180*)	v South Australia	Adelaide	1958-59	
161	Voges AC (186) & Gilchrist AC (86)	v Tasmania	Hobart	2007-08	
160*	Langer JL (241*) & Goodwin MW (49)	v New South Wales	Perth	1994-95	
159	Chadwick D (110) & Inverarity RJ (66)	v South Australia	Adelaide	1965-66	
157	Andrews WS (75) & Zoehrer TJ (81)	v South Australia	Perth	1988-89	
155	Macleay KH (100) & Shipperd G (79)	v Victoria	Melbourne	1982-83	
154	Campbell RJ (121) & Rogers CJL (96)	v New South Wales	Perth	2001-02	
153	Frankish RR (68) & Driver WG (109)	v Queensland	Brisbane	1949-50	
149	Hughes KJ (149) & Shipperd G (47)	v Queensland	Brisbane	1980-81	
148	Inverarity RJ (173) & Bowe RD (86)	v Victoria	Melbourne	1967-68	
147	Moody TM (272) & Hogg GB (59*)	v Tasmania	Hobart	1994-95	
144	North MJ (111) & Rogers CJL (101*)	v South Australia	Perth	2001-02	
143	Hughes KJ (80) & Brayshaw IJ (50)	v Tasmania	Perth	1977-78	
143	Robinson WM (78) & Pomersbach LA (79)	v Queensland	Brisbane	2008-09	
142	Veletta MRJ (99) & Andrews WS (98)	v Victoria	Melbourne	1991-92	
140	Inverarity RJ (125) & Brayshaw IJ (61)	v New South Wales	Sydney	1977-78	
136	Edwards R (127) & Brayshaw IJ (52)	v Victoria	Perth	1969-70	
134	Langer JL (161) & Gilchrist AC (82)	v Victoria	Perth	1995-96	
133	Veletta MRJ (104*) & McPhee MW (59)	v South Australia	Adelaide	1992-93	
129	Gartrell RB (104) & Andrews WS (31*)	v Tasmania	Hobart	1985-86	
128	Meuleman KD (55 RH), Rigg HBH (76) & Watson RCW (26)	v Queensland	Perth	1957-58	
128	Macleay KH (96) & Shipperd G (47)	v Tasmania	Perth	1982-83	
127	Inverarity RJ (159) & Irvine JT (52)	v New South Wales	Perth	1968-69	
124	Veletta MRJ (101*) & Andrews WS (59)	v New South Wales	Sydney	1991-92	
124	Martyn DR (122) & Walsh MJ (50)	v Tasmania	Hobart	2000-01	
122	Marsh RW (110) & Marsh GR (37)	v Tasmania	Devonport	1982-83	
122	Hughes KJ (183) & Clements SC (51)	v Tasmania	Perth	1984-85	



Adam Voges and Sam Whiteman walk off the field during a vital stand against New South Wales at the WACA Ground.

121	Edwards R (83*) & Inverarity RJ (61)	v Victoria	Perth	1974-75
120	Laird BM (58) & Graf SF (74)	v Queensland	Brisbane	1983-84
120	Irvine JT (182)& Edwards R(38)	v South Australia	Perth	1968-69
120	McEwan KS (68) & Serjeant CS (144*)	v South Australia	Adelaide	1980-81
120	Martyn DR (109) & Gilchrist AC (67)	v Victoria	Perth	1996-97
119	Inverarity RJ (187) & Mann AL (80)	v New South Wales	Sydney	1978-79
119	Voges AC (103*) & Bandy DC (58)	v South Australia	Adelaide	2006-07
119	North MJ (141) & Bandy DC (48)	v Victoria	Perth	2008-09
119	Voges AC (75) & Birt TR (60)	v Victoria	Melbourne	2011-12
118	North MJ (87) & Campbell RJ (87)	v New South Wales	Perth	2003-04
115	Inverarity RJ (49) & Marsh RW (99)	v New South Wales	Perth	1969-70
114	Moody TM (160) & Katich SM (41)	v Tasmania	Perth	1997-98
113	Sawle LM (109) & Carmody DK (58)	v New South Wales	Perth	1955-56
112	Meuleman KD (114) & Rigg BA (43)	v South Australia	Adelaide	1957-58
111	Voges AC (144*) & Ronchi L (70)	v NSW	Sydney	2006-07
110	Veletta MRJ (121) & Langer JL (70)	v South Australia	Perth	1991-92
109	Inverarity RJ (56) & Brayshaw IJ (48)	v Victoria	Perth	1965-66
107	Inverarity RJ (63) & Parker JF (139*)	v New South Wales	Perth	1963-64
107	Voges AC (69) & Magoffin SJ (79)	v Tasmania	Perth	2008-09
106	Chadwick D (130) & Wishart PW (40)	v Victoria	Melbourne	1964-65
106	Marsh SE (96) & Voges AC (79*)	v Victoria	Perth	2007-08
105*	North MJ (94*) & Voges AC (55*)	v Tasmania	Hobart	2004-05
104	Rogers CJL (152) & Pomersbach LA (74)	v Tasmania	Hobart	2006-07
101	Edwards R (152) & Brayshaw IJ (44)	v Victoria	Perth	1971-72
101	Voges AC (178) & Bandy DC (37)	v Queensland	Perth	2005-06
100	Chappell TM (57) & Brayshaw IJ (59)	v New South Wales	Perth	1976-77
100	Hughes KJ (91) & Andrews WS (48)	v South Australia	Adelaide	1982-83
100	North MJ (151) & Bandy DC (46)	v New South Wales	Sydney	2005-06
100	Voges AC (152*) & Rogers CJL (46)	v Tasmania	Perth	2006-07

## SIXTH WICKET

244	Irvine JT (128) & Edwards R (117*)	v New South Wales	Sydney	1968-69	Rec
231	Zoehrer TJ (168) & Hogan TG (115*)	v Victoria	Melbourne	1988-89	Rec
211	North MJ (143*) & Bandy DC (88)	v South Australia	Perth	2005-06	Rec
189	Campbell RJ (134) & Harvey KM (100*)	v Tasmania	Hobart	2003-04	Rec
189	Voges AC (155) & Whiteman SM (88)	v New South Wales	Perth	2013-14	
181	Edwards AR (98) & Outridge TM (93)	v South Australia	Perth	1951-52	
180	Hussey MEK (187) & Baker RM (111*)	v Tasmania	Perth	1998-99	
180	Doropoulos TP (65) & Ronchi L (148)	v New South Wales	Sydney	2009-10	
178	McEwan KS (177) & Wright KJ (88*)	v Queensland	Perth	1979-80	Rec
174*	Rogers CJL (102*) & Hogg GB (77*)	v South Australia	Perth	2001-02	
166*	Katich SM (105*) & Gilchrist AC (109*)	v Queensland	Perth	2000-01	
165	Wood GM (150*) & Zoehrer TJ (109)	v Victoria	Perth	1987-88	
161*	Voges AC (235*) & Whiteman SM (73*)	v Queensland	Perth	2013-14	
160*	North MJ (151*) & Ronchi L (100)	v New South Wales	Sydney	2005-06	
154	Gilchrist AC (98) & North MJ (46)	v Queensland	Brisbane	2001-02	
154*	Rogers CJL (110*) & Hogg GB (79*)	v South Australia	Perth	2002-03	
152	Andrews WS (78) & Zoehrer TJ (163)	v New South Wales	Perth	1988-89	
151	Marsh MR (96) & Whiteman SM (87)	v Queensland	Perth	2013-14	
150	North MJ (130) & Meuleman SW (50)	v Queensland	Brisbane	2003-04	
149*	Pomersbach LA (176) & Ronchi L (105*)	v Queensland	Perth	2007-08	
147*	Mann AL (87*) & Shipperd G (71*)	v Tasmania	Devonport	1978-79	
147	Katich SM (228*) & Julian BP (78)	v South Australia	Perth	2000-01	
144	Martyn DR (122) & Gilchrist AC (102)	v South Australia	Adelaide	2000-01	
141	Katich SM (154*) & Campbell RJ (79)	v Tasmania	Hobart	1998-99	
140	Katich SM (73) & Baker RM (88)	v Victoria	Melbourne	1998-99	
136	Wood GM (141) & Andrews WS (71)	v Queensland	Perth	1987-88	
133	Andrews WS (89) & Hogan TG (52)	v South Australia	Adelaide	1989-90	
132	Chadwick D (129) & McKenzie GD (61)	v Queensland	Brisbane	1963-64	
131	Brayshaw IJ (93) & Charlesworth RI (57)	v South Australia	Perth	1972-73	
130	Andrews WS (121) & Zoehrer TJ (67)	v Tasmania	Perth	1988-89	
129	Shepherd BK (84) & Jenner TJ (69)	v South Australia	Perth	1965-66	
128	Inverarity RJ (55) & Becker GC (74)	v South Australia	Perth	1963-64	
128	Magoffin SJ (78) & Bandy DC (59*)	v Queensland	Perth	2009-10	
125	Voges AC (128) & Campbell RJ (74)	v New South Wales	Perth	2004-05	
124	Chappell TM (42) & Marsh RW (104)	v South Australia	Perth	1976-77	
123	Andrews WS (67) & Zoehrer TJ (91)	v New South Wales	Perth	1986-87	
123	Langdon CW (138) & Williams DTS (50)	v Queensland	Perth	1948-49	
119	Andrews WS (67) & Zoehrer TJ (57)	v Queensland	Perth	1991-92	
117	Rogers CJL (96) & Hogg GB (62)	v New South Wales	Perth	2001-02	
115	Parker JF (139*) & Becker GC (51)	v New South Wales	Perth	1963-64	
115	Andrews WS (73) & Zoehrer TJ (58)	v New South Wales	Perth	1991-92	
112	Wood GM (62) & Wright KJ (57)	v Victoria	Perth	1979-80	
111	Wood GM (67) & Marsh RW (61)	v Victoria	Perth	1980-81	
111	Moody TM (75) & Gilchrist AC (126)	v South Australia	Adelaide	1994-95	
111	Martyn DR (141*) & Lavender MP (23)	v New South Wales	Perth	1997-98	
110	Laird BM (117) & Penter CE (112)	v New South Wales	Sydney	1978-79	
109	Inverarity RJ (90) & Brayshaw IJ (77)	v New South Wales	Perth	1973-74	
109	Edwards R (158) & Brayshaw IJ (42)	v Victoria	Melbourne	1972-73	
106	Wood GM (166) & Martyn DR (68*)	v Victoria	St Kilda	1990-91	

106	Carmody DK (83) & Frankish RR (45)	v New South Wales	Sydney	1951-52
106	Marsh GR (58) & Brayshaw IJ (56)	v South Australia	Adelaide	1977-78
105	Chadwick D (130) & Becker GC (68)	v Victoria	Melbourne	1964-65
104	Inverarity RJ (52*) & Marsh RW (53)	v Victoria	Perth	1970-71
104	Andrews WS (120*) & Marks VJ (47)	v Victoria	Melbourne	1986-87
104	Marsh SE (49) & Campbell RJ (64)	v South Australia	Adelaide	2005-06
103	Langer RS (140) & Mann AL (31)	v Queensland	Brisbane	1981-82
101	Moody TM (72) & Hussey MEK (32)	v South Australia	Adelaide	1995-96
100	Langer JL (58) & Zoehrer TJ (61)	v New South Wales	Perth	1992-93
100	Voges AC (108) & Johnson MA (46)	v Queensland	Perth	2010-11

#### SEVENTH WICKET

204	Shipperd G (166) & Zoehrer TJ (104)	v New South Wales	Perth	1982-83	Rec
196	Zoehrer TJ (136) & Julian BP (87)	v Tasmania	Hobart	1992-93	Rec
191	Langer JL (149) & Zoehrer TJ (81)	v New South Wales	Perth	1991-92	
177	Marsh SE (127*) & Whiteman SM (87)	v Victoria	Perth	2013-14	
172	Ronchi L (122) & Noffke AA (61)	v Tasmania	Hobart	2009-10	
156	Carmody DK (78) & Shepherd BK (103*)	v Queensland	Perth	1955-56	Rec
154	Katich SM (90) & Julian BP (121*)	v Victoria	Melbourne	1997-98	Rec
147	Katich SM (80) & Julian BP (94)	v Queensland	Brisbane	1997-98	
147	Whiteman SM (65) & Agar AC (93)	v South Australia	Adelaide	2013-14	
138	Voges AC (95) & Johnson MG (121*)	v Victoria	Melbourne	2010-11	
136	Voges AC (128) & Worthington PC (73)	v New South Wales	Perth	2004-05	
132	Brayshaw IJ (30) & Yardley B (97*)	v New South Wales	Sydney	1976-77	
132	Penter CE (112) & Mann AL (52*)	v New South Wales	Sydney	1979-80	
131	Wood GM (119*) & Macleay KH (70)	v Queensland	Perth	1988-89	
129	Meuleman KD (83) & Buggins BL (48)	v Queensland	Perth	1958-59	
123	Goodwin MW (176) & Casson B (35)	v Tasmania	Perth	2002-03	
123	Rogers JW (89) & Whiteman SM (32)	v Queensland	Brisbane	2012-13	
122	Andrews WS (81) & Macleay KH (85)	v New South Wales	Sydney	1990-91	
121	Whiteman SM (83) & Agar AC (71*)	v Tasmania	Perth	2012-13	
113	Inverarity RJ(109) & Irvine JT (36)	v Queensland	Brisbane	1965-66	
112	Penter CE (57) & Wright KJ (51)	v Tasmania	Perth	1979-80	
111	Marsh GR (117) & Macleay KH (72)	v Tasmania	Perth	1990-91	
109	Chadwick D (58) & McKenzie GD (69)	v Victoria	Melbourne	1963-64	
105	Hughes KJ (123) & Yardley B (65)	v South Australia	Perth	1982-83	Rec
104	Hogg GB (71) & Harvey KM (41)	v Victoria	Melbourne	1994-95	
103	Pomersbach LA (74) & Ronchi L (55)	v Victoria	Perth	2009-10	
101	Gilchrist AC (66) & Julian BP (51)	v New South Wales	Perth	1996-97	

#### EIGHTH WICKET

242*	Zoehrer TJ (133*) & Macleay KH (102*)	v New South Wales	Perth	1990-91	Rec
184	Campbell RJ (144) & Wates DJ (53)	v Queensland	Perth	2004-05	Rec
168	Gilchrist AC (189*) & Hogg GB (61)	v South Australia	Adelaide	1995-96	Rec
160	Wood GM (186*) & Macleay KH (67)	v South Australia	Perth	1987-88	
136	Moody TM (125) & Julian BP (124)	v Tasmania	Perth	1997-98	Rec
134	Hogg GB (111*) & Julian BP (43)	v New South Wales	Sydney	1995-96	
119	Hogg GB (75) & Wates DJ (99)	v South Australia	Adelaide	2003-04	
112	Rimmington NJ (102*) & Hogan MG (22)	v New South Wales	Sydney	2011-12	
109	Julian BP (76) & Angel J (37)	v New South Wales	N Sydney	2000-01	
108	Marsh RW (132) & Varis L (39)	v Queensland	Brisbane	1972-73	
108	Ronchi L (115) & Knowles BA (36)	v Victoria	Perth	2009-10	
107	Lillee DK (31*) & Yardley B (78)	v Queensland	Brisbane	1980-81	
100	Worthington PC (50) & Wates DJ (48)	v South Australia	Perth	2003-04	
96	Shepherd BK (173*) & Hoare DE (35)	v Victoria	Perth	1958-59	Rec
81	Matthews CD (42) & Marks VJ (45)	v Devonport	Tasmania	1986-87	

#### NINTH WICKET

168*	Macleay KH (114*) & Marks VJ (66*)	v New South Wales	Perth	1986-87	Rec
110	Nicholson MJ (59*) & Angel J (61)	v Queensland	Perth	2001-02	Rec
108	Julian BP (75) & Herzberg S (57*)	v New South Wales	Sydney	1992-93	
105	Hogg GB (66*) & Oldroyd BJ (47)	v South Australia	Perth	1995-96	Rec
102	Hogan TG (70) & Boyd DL (42)	v Victoria	Perth	1981-82	Rec
88	Edwards R (33) & Lock GAR (66)	v Queensland	Brisbane	1966-67	
84	Serjeant CS (144*) & Zoehrer TJ (25)	v South Australia	Adelaide	1980-81	
52	Macleay KH (83*) & Boyd DL (37)	v Tasmania	Perth	1981-82	Rec

#### TENTH WICKET

94	Agar AC (53) & Hogan MG (43*)	v Queensland	Brisbane	2012-13	Rec
91	Brayshaw IJ(81) & Gannon JB (18*)	v Queensland	Brisbane	1969-70	Rec
85*	Inverarity RJ (177) & Massie RAL (12*)	v South Australia	Perth	1965-66	Rec
82	Herzberg S (57*) & Stewart J (51)	v New South Wales	Sydney	1992-93	Rec
55	Buggins BL (60*) & Bevan HG (26)	v Victoria	Melbourne	1961-62	Rec
41*	Macleay KH (41*) & Lillee DK (22*)	v Tasmania	Devonport	1982-83	Rec

\* Denotes unfinished

Rec - Denotes highest record against each State



Simon Katich returned for WA during the RYOBI Cup in Sydney.

The interstate one day competition commenced in the 1969-70 season with the six Australian states competing and New Zealand entering at the semi-final stage.

In the early years of the competition it was played as a 40, eight-ball overs a side knock-out. New Zealand was successful in the first year, defeating Victoria in the final. They won three finals in the first six years before dropping out of the competition at the end of the 1974-75 season.

Subsequent modifications to the rules saw the overs increased to 50, six-ball overs a side, in 1978-79. Further changes in format have been introduced over the years until the present-day competition of preliminary round matches to establish qualifying finalists and eventually two grand finalists.

A radical change to the One-Day Cup came in 2010-11, with matches reduced to 45 overs per side and a split innings format introduced. The competition became a one-month carnival competition in the 2013-14 season. Western Australia has played in 259 matches and has won the competition on 11 occasions.

#### WA IN INTERSTATE ONE DAY COMPETITION

OPPONENTS	WON	LOST	TIE	ABND	TOTAL
Victoria	33	16	-	1	50
South Australia	30	23	-	-	53
Tasmania	28	16	-	1	45
New South Wales	23	30	1	-	54
Queensland	25	24	-	2	51
Canberra	3	-	-	-	3
New Zealand	2	1	-	-	3

#### COMPETITION WINNERS

1969-70	New Zealand	1992-93	New South Wales
1970-71	Western Australia	1993-94	New South Wales
1971-72	Victoria	1994-95	Victoria
1972-73	New Zealand	1995-96	Queensland
1973-74	Western Australia	1996-97	Western Australia
1974-75	New Zealand (did not compete after 1974-75)	1997-98	Queensland
1975-76	Queensland	1998-99	Victoria
1976-77	Western Australia	1999-00	Western Australia
1977-78	Western Australia	2000-01	New South Wales
1978-79	Tasmania	2001-02	New South Wales
1979-80	Victoria	2002-03	New South Wales
1980-81	Queensland	2003-04	Western Australia
1981-82	Queensland	2004-05	Tasmania
1982-83	Western Australia	2005-06	New South Wales
1983-84	South Australia	2006-07	Queensland
1984-85	New South Wales	2007-08	Tasmania
1985-86	Western Australia	2008-09	Queensland
1986-87	South Australia	2009-10	Tasmania
1987-88	New South Wales	2010-11	Victoria
1988-89	Queensland	2011-12	South Australia
1989-90	Western Australia	2012-13	Queensland
1990-91	Western Australia	2013-14	Queensland
1991-92	New South Wales		

#### SUMMARY OF COMPETITION WINNERS

Western Australia	11	Tasmania	4
New South Wales	9	New Zealand	3
Queensland	9	South Australia	3
Victoria	5	Canberra	-

## WESTERN AUSTRALIA v NEW SOUTH WALES

		WA	NSW	
1971-72	Sydney	4/209	205	WA 6 wkts
1973-74	Sydney	6/263	9/262	WA 4 wkts
1977-78	Perth	6/169	168	WA 4 wkts
1979-80	Sydney (SF)	138	7/256	NSW 118 runs
1981-82	Perth (SF)	186	5/245	NSW 59 runs
1982-83	Sydney	4/167	166	WA 6 wkts
1982-83	Perth (F)	6/198	6/195	WA 4 wkts
1983-84	Sydney (SF)	5/230	184	WA 46 runs
1984-85	Perth	189	203	NSW 14 runs
1985-86	Sydney	7/234	5/235	NSW 1 run
1986-87	Perth	9/243	6/243	tied
1988-89	Perth	7/173	170	WA 3 wkts
1989-90	Perth	6/252	5/248	WA 4 wkts
1990-91	Perth (F)	3/236	7/235	WA 7 wkts
1991-92	Perth (F)	130	9/199	NSW 69 runs
1992-93	Perth	2/207	8/206	WA 8 wkts
1993-94	Sydney	162	4/163	NSW 6 wkts
1993-94	Sydney (F)	9/218	4/264	NSW 46 runs
1994-95	Sydney	4/117	116	WA 6 wkts
1995-96	Perth	8/200	3/201	NSW 7 wkts
1995-96	Sydney (SF)	7/211	210	WA 3 wkts
1996-97	North Sydney	6/246	7/242	WA 4 wkts
1997-98	Perth	185	3/283	NSW 98 runs
1998-99	Sydney	175	6/230	NSW 55 runs
1999-00	Perth	4/246	249	WA 6 wkts (D/L)
2000-01	Perth	5/325	253	WA 72 runs
2000-01	North Sydney	242	8/302	NSW 60 runs
2000-01	Perth (F)	7/272	4/276	NSW 6 wkts
2001-02	Sydney	8/259	5/260	NSW 5 wkts
2001-02	Perth	264	9/267	NSW 3 runs
2002-03	Coffs Harbour	3/147	146	WA 7 wkts
2002-03	Perth	203	4/204	NSW 6 wkts
2002-03	Perth (F)	207	3/211	NSW 7 wkts
2003-04	North Sydney	5/280	6/249	NSW 4 wkts (D/L)
2003-04	Perth	237	214	WA 23 runs
2004-05	North Sydney	5/328	6/325	WA 3 runs
2004-05	Perth	207	7/209	NSW 3 wkts
2005-06	Perth	284	8/309	NSW 25 Runs
2005-06	Drummoynne	247	8/246	WA 1 Run
2006-07	Sydney	266	267	NSW 1 run
2006-07	Perth	2/210	209	WA 8 wkts
2007-08	Perth	9/268	8/267	WA 1 run
2007-08	Sydney	193	7/244	NSW 51 runs
2008-09	Perth	214	9/220	NSW 6 runs
2008-09	Sydney	8/177	5/137	NSW 5 wkts (D/L)
2009-10	Sydney	179	3/184	NSW 7 wkts
2009-10	Perth	3/309	180	WA 129 runs
2010-11	Hurstville (45)	6/224	5/228	NSW 5 wkts
2010-11	Perth (45)	252	9/259	NSW 7 runs
2011-12	Sydney	199	5/198	NSW 5 wkts
2011-12	Perth	151	6/152	NSW 4 wkts
2012-13	Perth	254	5/281	NSW 27 runs
2012-13	Sydney	7/266	155	WA 111 runs
2013-14	Hurstville	8/233	5/234	NSW 5 wkts

## WESTERN AUSTRALIA v QUEENSLAND

		WA	QLD	
1970-71	Melbourne (F)	170	79	WA 91 runs
1974-75	Perth	4/171	9/168	WA 6 wkts
1975-76	Brisbane (F)	232	7/236	QLD 4 runs
1976-77	Perth	77	62	WA 15 runs
1980-81	Brisbane (F)	116	9/188	QLD 72 runs
1981-82	Brisbane	8/148	4/149	QLD 6 wkts
1985-86	Brisbane (SF)	3/214	212	WA 7 wkts
1988-89	Perth (SF)	6/222	8/238	QLD 16 runs
1989-90	Perth (SF)	4/203	202	WA 6 wkts
1990-91	Perth (SF)	1/220	7/219	WA 9 wkts

1991-92	Perth (SF)	9/166	-	Abandoned
1992-93	Brisbane	221	4/222	QLD 6 wkts
1993-94	Brisbane	254	6/283	QLD 29 runs
1994-95	Perth	9/242	9/241	WA 1 run
1995-96	Perth	229	237	QLD 8 runs
1995-96	Brisbane (F)	166	6/167	QLD 4 wkts
1996-97	Brisbane	6/218	214	WA 4 wkts
1996-97	Perth (F)	2/149	148	WA 8 wkts
1997-98	Brisbane	9/210	9/209	WA 1 wkt
1997-98	Perth (SF)	6/283	7/284	QLD 3 wkts
1998-99	Perth	262	6/267	QLD 5 runs
1999-00	Brisbane	6/264	260	WA 4 wkts
1999-00	Perth (F)	6/301	256	WA 45 runs
2000-01	Perth	-	1/20	Abandoned
2000-01	Brisbane	241	8/306	QLD 65 runs
2001-02	Brisbane	7/189	3/191	QLD 7 wkts
2001-02	Perth	7/237	195	WA 42 runs
2002-03	Brisbane	4/127	190	WA 6 wkts (D/L)
2002-03	Perth	7/226	4/227	QLD 6 wkts
2003-04	Perth	3/298	5/297	WA 7 wkts
2003-04	Brisbane	198	4/405	QLD 207 runs
2003-04	Brisbane (F)	6/248	244	WA 4 wkts
2004-05	Perth	2/280	7/291	QLD 11 runs
2004-05	Brisbane	9/210	153	WA 57 runs
2005-06	Brisbane	226	8/231	QLD 2 wkts
2005-06	Perth	4/199	7/197	WA 6 wkts
2006-07	Perth	6/340	259	WA 81 runs
2006-07	Brisbane	8/190	3/158	QLD 2 runs (D/L)
2007-08	Perth	144	8/148	QLD 2 wkts
2007-08	Brisbane	9/242	111	WA 131 runs
2008-09	Perth	5/157	7/140	WA 5 wkts
2008-09	Brisbane	226	4/287	QLD 61 runs
2009-10	Perth	8/162	9/161	WA 2 wkts
2009-10	Brisbane	224	4/198	QLD 6 wkts (D/L)
2010-11	Perth (45)	5/216	9/211	WA 5 wkts
2010-11	Brisbane (45)	132	210	QLD 78 runs
2011-12	Perth	229	7/233	QLD 3 wkts
2011-12	Brisbane	9/284	279	WA 5 runs
2012-13	Brisbane	4/308	198	WA 110 runs
2013-14	Bankstown	118	4/202	Qld 84 runs
2013-14	Nth Sydney	9/212	3/145	Qld 35 runs (D/L)

## WESTERN AUSTRALIA v SOUTH AUSTRALIA

		WA	SA	
1969-70	Perth	8/188	8/187	WA 2 wkts
1971-72	Adelaide	6/211	7/213	SA 3 wkts
1972-73	Perth	171	9/204	SA 33 runs
1974-75	Perth	4/182	8/180	WA 6 wkts
1976-77	Adelaide	6/211	6/207	WA 4 wkts
1979-80	Adelaide	9/219	184	WA 35 runs
1980-81	Perth	3/178	7/176	WA 7 wkts
1982-83	Perth	8/158	157	WA 2 wkts
1983-84	Perth	3/112	6/136	WA superior run rate
1983-84	Adelaide (F)	9/248	6/256	SA 8 runs
1984-85	Adelaide (SF)	173	6/296	SA 123 runs
1985-86	Adelaide	8/200	8/199	WA 2 wkts
1987-88	Perth	7/225	6/299	SA 4 wkts
1989-90	Perth (F)	3/88	87	WA 7 wkts
1990-91	Perth	5/277	2/115	WA superior run rate
1991-92	Adelaide	4/168	167	WA 6 wkts
1992-93	Adelaide	4/176	9/173	WA 6 wkts
1993-94	Perth	4/281	9/260	WA 21 runs
1993-94	Adelaide (QF)	7/248	197	WA 51 runs
1994-95	Adelaide	213	6/214	SA 4 wkts
1994-95	Perth (QF)	4/280	6/281	SA 4 wkts
1995-96	Adelaide	8/160	4/163	SA 6 wkts
1996-97	Perth	210	171	WA 39 runs
1997-98	Perth	5/285	149	WA 136 runs
1998-99	Adelaide	200	5/241	SA 41 runs
1999-00	Perth	269	7/302	SA 33 runs

1999-00	Perth (SF)	7/246	217	WA 29 runs
2000-01	Perth	5/233	6/230	WA 3 runs
2000-01	Adelaide	7/258	7/260	SA 2 runs
2001-02	Perth	5/269	213	WA 56 runs
2001-02	Adelaide	9/238	7235	WA 1 wkt
2002-03	Perth	222	5/233	SA 11 runs
2002-03	Adelaide	2/171	170	WA 8 wkts
2003-04	Perth	5/293	194	WA 99 runs
2003-04	Adelaide	3265	7/262	WA 7 wkts
2004-05	Adelaide	262	255	WA 7 runs
2004-05	Perth	162	8/260	SA 98 runs
2005-06	Adelaide	4/193	190	WA 6 wkts
2005-06	Perth	163	9/271	SA 108 runs
2006-07	Perth	9/209	205	WA 1 wkt
2006-07	Adelaide	7/200	7/201	SA 3 wkts
2007-08	Adelaide	6/305	2/308	SA 8 wkts
2007-08	Perth	259	3/329	SA 70 runs
2008-09	Adelaide	5/272	6/270	WA 5 wkts
2008-09	Bunbury	148	2/150	SA 8 wkts
2009-10	Adelaide	9/228	4/229	SA 6 wkts
2009-10	Perth	5/234	9/233	WA 5 wkts
2010-11	Adelaide (45)	5/199	198	WA 5 wkts
2010-11	Perth (45)	8/236	235	WA 2 wkts
2011-12	Adelaide	7/233	8/235	SA 2 wkts
2011-12	Perth	8/252	4/253	SA 6 wkts
2012-13	Perth	205	9/219	SA 14 runs
2013-14	Drummoynne	5/285	4/286	SA 6 wkts

#### WESTERN AUSTRALIA v TASMANIA

		WA	TAS	
1970-71	Launceston	218	205	WA 13 runs
1977-78	Perth (F)	3/185	9/184	WA 7 wkts
1978-79	Hobart (F)	133	6/180	TAS 47 runs
1979-80	Sydney	8/209	7/172	WA 37 runs
1980-81	Hobart	8/203	144	WA 59 runs
1981-82	Perth	3/215	9/202	WA 13 runs
1984-85	Perth	5/218	172	WA 46 runs
1986-87	Perth (SF)	5/266	6/271	TAS 4 wkts
1988-89	Hobart	2/125	121	WA 8 wkts
1989-90	Perth	6/250	6/249	WA 4 wkts
1991-92	Perth	0/125	121	WA 10 wkts
1992-93	Perth	8/218	3/219	TAS 7 wkts
1993-94	Perth	8/209	6/208	WA 2 wkts
1994-95	Hobart	9/240	6/209	WA 31 runs
1995-96	Perth	7/207	7/204	WA 3 wkts
1996-97	Hobart	222	196	WA 26 runs
1997-98	Hobart	6/310	91	WA 219 runs
1998-99	Perth	5/211	5/209	WA 5 wkts
1999-00	Hobart	182	7/233	TAS 46 runs (D/L)
2000-01	Hobart	8/246	6/244	WA 2 runs
2000-01	Perth	7/270	206	WA 64 runs
2001-02	Perth	6/195	5/196	TAS 5 wkts
2001-02	Hobart	5/245	7/241	WA 5 wkts
2002-03	Perth	7/216	174	WA 42 runs
2002-03	Hobart	5/249	7/245	WA 5 wkts
2003-04	Perth	7/197	9/193	WA 3 wkts
2003-04	Hobart	0/6	8/215	Abandoned
2004-05	Perth	208	5/270	TAS 62 runs
2004-05	Devonport	182	8/185	TAS 2 wkts
2005-06	Perth	7/262	7/263	TAS 3 Wkts
2005-06	Devonport	6/236	223	WA 13 Runs
2006-07	Perth	221	8/264	TAS 43 runs
2006-07	Hobart	3/286	277	WA 9 runs
2007-08	Perth	2/185	8/181	WA 8 wkts
2007-08	Hobart	6/227	7/229	TAS 3 wkts
2008-09	Perth	6/217	9/222	WA 4 wkts (D/L))
2008-09	Hobart	7/255	8/254	WA 3 wkts
2009-10	Hobart	9/193	6/194	TAS 6 wkts
2009-10	Perth	7/231	5/234	TAS 5 wkts
2010-11	Hobart (45)	6/245	6/246	TAS 4 wkts

2010-11	Bunbury (45)	6/255	189	WA 66 runs
2011-12	Perth	164	231	TAS 67 runs
2012-13	Burnie	107	8/192	TAS 85 runs
2012-13	Perth	256	6/307	TAS 51 runs
2013-14	Blacktown	8/256	204	WA 52 runs

#### WESTERN AUSTRALIA v VICTORIA

		WA	VIC	
1969-70	Melbourne	59	157	VIC 98 runs
1973-74	Perth	6/119	117	WA 4 wkts
1975-76	Perth	7/195	8/193	WA 3 wkts
1976-77	Melbourne (F)	9/165	164	WA 1 wkt
1978-79	Perth	6/215	7/214	WA 1 run
1979-80	Perth	4/192	9/190	WA 6 wkts
1980-81	Perth	8/214	187	WA 27 runs
1981-82	St Kilda	8/172	171	WA 2 wkts
1982-83	Perth (SF)	7/115	112	WA 3 wkts
1983-84	Perth	7/235	4/234	WA 3 wkts
1985-86	Melbourne (F)	167	148	WA 19 runs
1986-87	Perth	7/248	8/174	WA 74 runs
1987-88	Perth	170	168	WA 2 runs
1990-91	Perth	7/284	5/282	WA 3 wkts
1992-93	Perth	0/135	132	WA 10 wkts
1992-93	Melbourne (QF)	109	9/187	VIC 78 runs
1993-94	Melbourne	7/173	123	WA 50 runs
1994-95	Perth	177	4/178	VIC 6 wkts
1995-96	Melbourne	5/181	180	WA 5 wkts
1996-97	Perth	5/146	143	WA 5 wkts
1996-97	Perth (SF)	7/193	8/191	WA 3 wkts
1997-98	Melbourne	1/188	5/233	VIC superior run rate
1998-99	Perth	6/158	dnb	Abandoned
1999-00	Melbourne	5/239	210	WA 29 runs
2000-01	Perth	9/230	223	WA 7 runs
2000-01	Melbourne	3/186	183	WA 7 wkts
2001-02	Melbourne	200	6/210	VIC 10 runs
2001-02	Perth	7/234	118	WA 116 runs
2002-03	Melbourne	8/261	237	WA 24 runs
2002-03	Perth	5/270	244	WA 26 runs
2003-04	Perth	5/270	169	WA 101 runs
2003-04	Melbourne	8/251	8/252	VIC 2 wkts
2004-05	St Kilda	7/128	3/103	WA 7 runs
2004-05	Perth	7/204	177	WA 27 runs
2005-06	Perth	5/224	222	WA 5 wkts
2005-06	St Kilda	6/247	2/51	VIC 8 wkts
2006-07	Perth	260	9/249	WA 11 runs
2006-07	Shepparton	234	6/237	VIC 4 wkts
2007-08	Melbourne	269	8/222	WA 47 runs
2007-08	Perth	9/225	8/226	VIC 2 wkts
2008-09	Perth	6/263	6/265	VIC 4 wkts
2008-09	Melbourne	198	6/199	VIC 4 wkts
2009-10	Melbourne	213	5/304	VIC 91 runs
2009-10	Bunbury	5/279	8/277	WA 5 wkts
2010-11	Perth (45)	206	4/319	VIC 113 runs
2010-11	Melbourne (45)	3/239	8/236	WA 7 wkts
2011-12	Melbourne	258	5/317	VIC 59 runs
2012-13	Perth	9/248	223	WA 25 runs
2012-13	Melbourne	181	1/185	VIC 9 wkts
2013-14	Nth Sydney	272	8/331	Vic 59 runs

#### WESTERN AUSTRALIA v NEW ZEALAND

		WA	NZ	
1970-71	Perth	7/123	120	WA 3 wkts
1973-74	Melbourne (F)	3/151	150	WA 7 wkts
1974-75	Melbourne (F)	76	2/77	NZ 8 wkts

#### WESTERN AUSTRALIA v ACT

		WA	ACT	
1997-98	Perth	6/278	126	WA 152 runs
1998-99	Canberra	8/214	165	WA 49 runs
1999-00	Perth	4/230	9/226	WA 6 wkts

# INTERSTATE ONE DAY RECORDS

BATTING									
Player	Matches	Inns	NO	HS	Runs	Ave	100	50	Ct/St
Adams P	2	2	-	5	10	5.00	-	-	2
Agar AC	4	2	-	10	12	6.00	-	-	1
Alderman TM	35	10	6	2*	11	2.75	-	-	7
Allen JM	1	1	1	12*	12	-	-	-	-
Andrews WS	35	26	8	72	630	35.00	-	5	13
Angel J	74	16	6	19*	65	6.50	-	-	6
Armstrong TJ	2	2	-	1	1	0.50	-	-	1
Atkinson MP	27	18	4	31	135	9.64	-	-	9
Bancroft C	9	9	-	63	133	14.77	-	1	1
Baker DJ	9	3	2	21*	32	32.00	-	-	1
Baker RM	27	25	7	55	360	20.00	-	1	6
Bandy DC	20	18	7	54	288	22.15	-	1	9
Beaton TM	11	11	1	71	268	26.80	-	2	2
Beer MA	20	14	8	13	59	9.83	-	-	3
Behrendorff JP	14	12	6	24*	82	13.66	-	-	4
Birt TR	11	11	-	35	162	14.72	-	-	1
Bosisto WG	1	1	-	-	-	-	-	-	-
Boyd DL	9	6	2	13*	26	6.50	-	-	-
Brayshaw IJ	19	13	2	58*	245	22.27	-	2	3
Brayshaw JA	3	2	1	4	7	7.00	-	-	2
Breman TG	4	2	1	10	11	11.00	-	-	-
Bush GEW	1	-	-	-	-	-	-	-	-
Campbell RJ	71	69	1	108	1516	22.29	1	6	91/6
Capes PA	11	2	1	12	21	21.00	-	-	2
Cartwright HWR	11	11	2	35	156	17.33	-	-	3
Cary SR	14	3	3	7*	8	-	-	-	3
Casson B	19	8	2	18	47	7.83	-	-	3
Chadwick D	7	7	-	24	86	12.29	-	-	3
Charlesworth RI	12	12	1	33	154	14.00	-	-	5
Clark MW	12	4	2	27	58	29.00	-	-	5
Clark WM	25	11	4	8*	21	3.00	-	-	5
Clements SC	7	7	-	35	123	17.57	-	-	2
Clough PM	3	1	1	12*	12	-	-	-	1
Cockley BT	2	1	-	0	0	0.00	-	-	1
Coetzee JP	5	4	1	39	49	16.33	-	-	-
Coulson CE	5	3	2	4*	4	4.00	-	-	1
Coulter-Nile NM	19	14	4	53*	258	25.80	-	1	5
Cox MJ	4	3	-	38	61	30.33	-	-	10
Daniel WW	1	-	-	-	-	-	-	-	-
Davis LM	26	26	5	116	809	33.52	2	2	3
Davis PJ	5	4	1	12	25	8.33	-	-	1
Dighton MG	5	5	1	18	28	7.00	-	-	1
Dixon MW	4	1	-	1	1	1.00	-	-	1
Dorey BR	42	28	5	45	223	9.59	-	-	15
Doropoulos TP	20	20	2	92	473	26.27	-	3	7
Duffield RM	10	5	3	13*	19	9.50	-	-	2
Duperouzel B	1	-	-	-	-	-	-	-	-
Edmondson BM	30	18	13	16*	52	10.40	-	-	3
Edwards R	14	14	2	45*	224	18.67	-	-	14
Edwards WJ	7	7	-	54	180	25.71	-	2	2
Ervine SM	13	11	2	134*	291	32.33	1	-	6
Fawcett JD	2	2	-	15	15	7.50	-	-	-
Fitzgerald DA	1	1	-	32	32	32.00	-	-	1
Gannon JB	9	3	2	3*	4	4.00	-	-	5
Gartrell RB	3	2	1	14*	15	15.00	-	-	2
Gilchrist AC	42	39	3	131	1196	33.22	2	7	74/7
Gillies WS	5	3	-	10	23	7.66	-	-	4
Glew SA	1	1	-	2	2	2.00	-	-	-
Gonnella P	8	7	2	52	180	36.00	-	1	1
Goodwin MW	50	46	7	167	1465	37.56	1	10	17
Graf SF	3	2	2	37*	46	-	-	-	1
Hanna BL	3	3	-	8	8	2.67	-	-	-
Harris MS	6	6	-	25	71	11.83	-	-	3
Harvey KM	80	56	18	53*	806	21.21	-	2	13
Heal AK	36	22	4	50	250	13.89	-	1	7

Henderson P	1	1	1	2*	2	-	-	-	-
Hill WD	1	-	-	-	-	-	-	-	1
Hogan MG	27	8	3	27	67	13.40	-	-	8
Hogan TG	15	8	4	25*	75	18.75	-	-	4
Hogg GB	77	62	22	59	1169	29.22	-	2	32
Hubble JM	1	1	1	0*	0	-	-	-	-
Hughes KJ	28	28	1	69	560	20.74	-	4	9
Hussey MEK	84	80	10	106	2720	33.85	3	21	45
Inness MWH	3	1	1	0*	0	-	-	-	2
Inverarity RJ	19	18	4	90	458	32.71	-	4	14
Ireland GJ	2	2	-	10	18	9.00	-	-	-
Irvine JT	2	2	-	50	87	43.50	-	1	1
Johnson MA	2	2	-	14	16	8.00	-	-	2
Johnson MG	4	4	-	16	35	8.75	-	-	1
Johnston MJ	16	12	5	44	209	23.85	-	-	1
Julian BP	54	44	5	48*	524	13.44	-	-	16
Karppinen SJ	11	7	3	23	56	14.00	-	-	5
Katich SM	42	41	3	118	1318	33.79	2	10	13
Kelly RC	3	3	-	20	52	17.33	-	-	2
Kelly TP	3	-	-	-	-	-	-	-	-
Knowles BA	10	6	3	23	50	16.66	-	-	3
Laird BM	23	23	-	62	486	21.13	-	3	10
Langer JL	100	96	9	146	3374	38.78	7	23	49
Langer RS	13	12	2	99*	258	25.80	-	1	6
Lavender MP	22	20	-	100	742	37.10	1	6	6
Lillee DK	26	17	3	32	117	8.35	-	-	5
Lilly KE	1	-	-	-	-	-	-	-	-
Lock GAR	5	3	-	1	1	0.33	-	-	2
MacGill TMD	1	1	-	13	13	13.00	-	-	-
Macleay KH	38	28	9	39	335	17.63	-	-	5
Mack CD	1	-	-	-	-	-	-	-	-
Magoffin SJ	38	22	12	24	147	14.70	-	-	11
Malone MF	17	14	7	47*	176	25.14	-	-	4
Mann AL	12	9	2	59*	160	22.85	-	1	5
Marks VJ	2	1	-	19	19	19.00	-	-	-
Marsh GR	38	37	7	110	1596	53.20	3	12	20
Marsh MR	22	21	3	104	729	40.50	1	5	13
Marsh RW	33	30	6	99*	762	31.75	-	5	50/1
Marsh SE	61	59	3	132	2073	37.01	5	10	25
Martyn DR	58	54	7	140	2217	47.17	4	16	19
Mason MS	2	1	-	2	2	2.00	-	-	1
Massie RAL	8	4	3	1	1	1.00	-	-	-
Matthews CD	15	9	2	29	79	11.29	-	-	1
McAullay KJ	5	4	-	74	127	31.75	-	1	1
McCague MJ	4	2	-	1	1	0.50	-	-	1
McEwan KS	8	8	1	99	230	32.86	-	2	3
McKenzie GD	5	3	1	25	32	16.00	-	-	-
McLauchlan DJ	5	3	-	18	22	7.33	-	-	2
McPhee MW	13	13	1	97	485	40.41	-	4	5
Meuleman RD	3	3	-	49	66	22.00	-	-	1
Meuleman SW	16	14	-	71	389	27.78	-	2	4
Millar GA	3	2	-	30	31	15.50	-	-	2
Moody TM	75	71	12	102*	2004	33.96	2	14	26
Mullally AD	2	-	-	-	-	-	-	-	1
Mullooly TC	1	-	-	-	-	-	-	-	-
Nicholls PA	2	2	-	34	38	19.00	-	-	-
Nicholson MJ	10	7	3	21	56	14.00	-	-	3
Nikitaras S	10	2	1	1	6	6.00	-	-	2
Noffke AA	8	8	1	43	99	14.14	-	-	1
North MJ	85	81	12	134*	2891	41.89	5	19	33
Oldroyd BJ	8	2	1	5	8	8.00	-	-	2
O'Neill MD	4	3	-	52	58	19.33	-	1	2
Paris JS	1	did not bat		-	-	-	-	-	2
Petrie MJ	3	-	-	-	-	-	-	-	-
Pomersbach LA	33	30	2	104*	599	21.39	1	1	18
Porter DN	4	4	1	36*	43	14.33	-	-	2
Porter GD	10	5	1	16	29	7.25	-	-	1
Prindiville TJ	3	3	-	21	27	9.00	-	-	-
Reid BA	23	4	4	13*	14	-	-	-	3
Rimmington NJ	15	14	2	46	216	18.00	-	-	2
Robinson WM	16	16	-	78	562	35.12	-	5	3
Rogers CJL	45	43	3	117*	1175	30.92	1	6	21
Rogers JW	8	7	-	68	158	22.57	-	1	-
Ronchi L	74	72	8	113*	1809	28.26	4	11	108/15
Russell RS	3	2	1	34	35	35.00	-	-	1
Serjeant CS	17	16	2	65	503	35.93	-	2	11

Shipperd G	13	13	2	86	470	42.73	-	5	5
Short DJM	1	1	-	3	3	3.00	-	-	-
Simmons CJ	6	6	-	61	91	22.75	-	1	-
Smith DD	3	3	1	42	43	21.50	-	-	-
Spencer DJ	10	5	1	10	19	4.75	-	-	3
Stewart J	32	18	9	14	78	9.75	-	-	7
Stoinis MP	4	4	-	24	63	15.75	-	-	1
Swart MR	5	5	-	56	82	16.40	-	1	1
Taylor JJ	7	4	1	34	34	11.33	-	-	1
Thistle MJ	2	-	-	-	-	-	-	-	-
Thornton BT	1	-	-	-	-	-	-	-	-
Thorp CD	10	3	2	12	16	16.00	-	-	2
Towers LJC	2	2	-	6	12	6.00	-	-	1
Triffitt TIF	5	5	-	17	40	8.00	-	-	5
Turner AJ	1	1	-	51	51	51.00	-	1	-
Tye AJ	5	5	1	28*	91	22.75	-	-	-
Varis L	4	4	2	19*	45	22.50	-	-	2
Veletta MRJ	42	39	8	105*	1077	34.74	1	8	19/1
Voges AC	72	71	13	112	2446	42.17	3	19	30
Wates DJ	46	29	15	44*	309	22.07	-	-	8
Watson GD	8	8	1	99	263	37.57	-	2	5
Whiteman SM	13	13	1	74	310	25.83	-	2	8/1
Williams BA	35	12	5	23	88	12.57	-	-	6
Wilson P	19	1	1	5*	5	-	-	-	2
Wood GM	42	38	3	108*	851	24.31	1	4	13
Worthington PC	24	15	6	50	203	22.55	-	1	6
Wright KJ	4	2	1	12*	15	15.00	-	-	8/1
Yardley B	22	17	4	59*	289	22.23	-	1	6
Zoehrer TJ	35	24	6	61	441	24.50	-	2	41/4

## CENTURIES

167	Goodwin MW	v New South Wales	Perth	2000-01	108	Davis LM	v Victoria	Melbourne	2010-11
155	Marsh SE	v Queensland	Brisbane	2012-13	107	Langer JL	v NSW	Sydney	2001-02
146	Langer JL	v South Australia	Perth	1999-00	106	Langer JL	v Queensland	Perth	2003-04
140	Martyn DR	v Tasmania	Hobart	1997-98	106	Hussey MEK	v New South Wales	N Sydney	2003-04
134*	North MJ	v Queensland	Perth	2004-05	105	Langer JL	v Victoria	Melbourne	2007-08
134*	Ervine SM	v South Australia	Adelaide	2007-08	105	Langer JL	v Victoria	Melbourne	2002-03
132	Marsh SE	v New South Wales	Perth	2010-11	105	Marsh GR	v South Australia	Perth	1987-88
131	Gilchrist AC	v Queensland	Perth	2006-07	105*	Veletta MRJ	v Queensland	Brisbane	1985-86
119	Marsh SE	v Queensland	N Sydney	2013-14	105	Ronchi L	v New South Wales	Perth	2006-07
118	Katich SM	v Victoria	Perth	2001-02	104	Ronchi L	v New South Wales	Perth	2007-08
117*	Rogers CJL	v Queensland	Perth	2003-04	104	Marsh GR	v Tasmania	Perth	1984-85
116*	Davis LM	v New South Wales	Hurstville	2010-11	104*	Voges AC	v South Australia	Adelaide	2008-09
116	Katich SM	v South Australia	Perth	1999-00	104*	North MJ	v Tasmania	Hobart	2008-09
116	Marsh SE	v New South Wales	Perth	2009-10	104*	Pomersbach LA	v South Australia	Perth	2009-10
115	Gilchrist AC	v Queensland	Brisbane	1999-00	104	North MJ	v South Australia	Perth	2010-11
115	Langer JL	v Victoria	Perth	2003-04	104	Marsh MR	v Tasmania	Perth	2012-13
115*	North MJ	v Tasmania	Hobart	2006-07	103	Marsh SE	v New South Wales	Sydney	2007-08
114*	Langer JL	v Tasmania	Perth	2002-03	103*	Hussey MEK	v Tasmania	Hobart	2000-02
114*	Martyn DR	v South Australia	Perth	1994-95	102*	Moody TM	v Tasmania	Perth	1989-90
113*	Ronchi L	v South Australia	Adelaide	2011-12	102*	Moody TM	v South Australia	Perth	1996-97
112	Voges AC	v Queensland	Brisbane	2012-13	101*	Ronchi L	v South Australia	Perth	2011-12
110	Marsh GR	v South Australia	Perth	1990-91	100	Lavender MP	v South Australia	Perth	1994-95
110	Martyn DR	v Victoria	Perth	2005-06	100*	Hussey MEK	v Victoria	Melbourne	1999-00
108	Martyn DR	v Tasmania	Perth	2001-02	100*	Voges AC	v NSW	N Sydney	2004-05
108	Campbell RJ	v Queensland	Perth	1999-00	100	North MJ	v Tasmania	Bunbury	2010-11
108*	Wood GM	v Tasmania	Perth	1977-78					

## CENTURY PARTNERSHIPS

257	Goodwin MW (167) & Hussey MEK (94)	v New South Wales	Perth	2000-01
229	Marsh SE (155) & Voges AC (112)	v Queensland	Brisbane	2012-13
188*	Langer JL (83*) & Martyn DR (99*)	v Victoria	Melbourne	1997-98
176	Davis LM (108) & North MJ (94*)	v Victoria	Melbourne	2010-11
173*	Hussey MEK (100*) & Hogg GB (53*)	v Victoria	Melbourne	1999-00
172	Shipperd G (86) & Langer JL (99*)	v Tasmania	Perth	1981-82
171	McPhee MW (89*) & Marsh GR (82)	v Queensland	Perth	1990-91
167	Katich SM (118) & Hussey MEK (61)	v Victoria	Melbourne	2001-02
160	Rogers CJL (117*) & Langer JL (106)	v Queensland	Perth	2003-04
157	Rogers CJL (75) & Hussey MEK (106)	v New South Wales	North Sydney	2003-04
153*	Hussey MEK (84*) & Goodwin MW (80*)	v South Australia	Adelaide	2003-04
151	Meuleman SW (59) & North MJ (72)	v New South Wales	North Sydney	2004-05
150	Marsh SE (84) & Rogers JW (68)	v Tasmania	Blacktown	2013-14
149	Martyn DR (78) & Langer JL (86)	v Canberra	Perth	1997-98
141	Voges AC (85*) & Beaton TM (71)	v Queensland	Perth	2010-11
141	Voges AC (62) & North MJ (93)	v Queensland	Brisbane	2011-12

140	Campbell RJ (108) & Langer JL (42)	v Queensland	Perth	1999-00
137	North MJ (134*) & Goodwin MW (63)	v Queensland	Perth	2004-05
135*	Marsh GR (51*) & Veletta MRJ (72*)	v Victoria	Perth	1992-93
134	Langer JL (75*) & Marsh SE (66)	v Tasmania	Perth	2007-08
134	Hughes KJ (58) & McEwan KS (99)	v Victoria	Perth	1979-80
129	Veletta MRJ (83) & Shipperd G (67)	v New South Wales	Sydney	1983-84
129	Langer JL (87) & Andrews WS (56)	v Queensland	Brisbane	1992-93
126	Gilchrist AC (59) & Moody TM (71*)	v South Australia	Perth	1997-98
125	McPhee MW (59) & Marsh GR (110)	v South Australia	Perth	1990-91
125*	Marsh GR (44*) & Moody TM (69*)	v Tasmania	Perth	1991-92
125	Katich SM (73) & Moody TM (68)	v Tasmania	Hobart	2000-01
124	Johnston MJ (44) & Doropoulos TP (75)	v Queensland	Brisbane	2007-08
124	Robinson WM (70) & Marsh SE (116)	v New South Wales	Perth	2009-10
123	Voges AC (56) & Doropoulos TP (92)	v Tasmania	Perth	2008-09
121	Laird BM (62) & Marsh RW (69)	v Tasmania	Sydney	1979-80
120	McPhee MW (97) & Marsh GR (55)	v South Australia	Perth	1993-94
118	Watson GD (99) & Inverarity RJ (40)	v South Australia	Adelaide	1971-72
118	Hussey MEK (67) & Goodwin MW (58)	v South Australia	Perth	2003-04
116	Hussey MEK (69) & Ronchi L (75)	v South Australia	Adelaide	2004-05
116*	Voges AC (56*) & Marsh SE (63*)	v South Australia	Adelaide	2005-06
115	North MJ (100) & Ronchi L (79*)	v Tasmania	Bunbury	2010-11
114	McPhee MW (58) & Marsh GR (91*)	v New South Wales	Perth	1990-91
114	Lavender MP (72) & Langer JL (58)	v Victoria	Melbourne	1995-96
113	Wood GM (59) & Marsh GR (73)	v New South Wales	Sydney	1985-86
113	Campbell RJ (57) & Langer JL (57)	v Victoria	Melbourne	2000-01
112	Voges AC (42) & Ervine SM (134*)	v South Australia	Adelaide	2007-08
112	Martyn DR (110) & Voges AC (48*)	v Victoria	Perth	2005-06
111*	Marsh RW (99*) & Yardley B (59*)	v New South Wales	Sydney	1973-74
110*	Marsh GR (91*) & Veletta MRJ (61*)	v New South Wales	Perth	1990-91
110	Ronchi L (105) & JL Langer (22)	v New South Wales	Perth	2006-07
110	Bancroft CT (63) & Marsh SE (54)	v South Australia	Drummoyne	2013-14
109*	MJ North (115*) & AC Voges (35*)	v Tasmania	Hobart	2006-07
109	Rogers CJ (46) & Ronchi L (65)	v Tasmania	Hobart	2006-07
109*	North MJ (115*) & Pomersbach LA (35*)	v Tasmania	Hobart	2006-07
109	Gilchrist AC (131) & Marsh SE (28)	v Queensland	Perth	2006-07
109	North MJ (69) & Voges AC (104*)	v South Australia	Adelaide	2008-09
107	Moody TM (38) & Veletta MRJ (105*)	v Queensland	Brisbane	1985-86
107	Langer JL (65) & Lavender MP (51)	v Tasmania	Perth	1992-93
107	Hughes KJ (69) & Serjeant CS (49)	v Victoria	Perth	1978-79
107	Wood GM (108*) & Charlesworth RI (33 )	v Tasmania	Perth	1977-78
107	Martyn DR (34) & Gilchrist AC (84)	v South Australia	Perth	2001-02
107	Goodwin MW (71) & Hussey MEK (53)	v Tasmania	Perth	2000-01
106	Rogers CJL (65*) & Campbell RJ (38)	v South Australia	Adelaide	2002-03
106	Langer JL (107) & S W Meuleman (47)	v New South Wales	Sydney	2001-02
106*	Gilchrist AC (76*) & Julian BP (48*)	v New South Wales	Sydney	1995-96
106	Gilchrist AC (115) & Katich SM (42)	v Queensland	Brisbane	1999-00
106	North MJ (60) & Martyn DR (74)	v Victoria	St Kilda	2005-06
105	Marsh GR (64) & Moody TM (53)	v Queensland	Perth	1988-89
105	Langer JL (146) & Hogg GB (30)	v South Australia	Perth	1999-00
105	Goodwin MW (59) & Hussey MEK (57)	v Queensland	Brisbane	2000-01
104	Langer JL (115) & Goodwin MW (39)	v Victoria	Perth	2003-04
104	North MJ (64) & Voges AC (104*)	v South Australia	Adelaide	2008-09
103	Katich SM (69) & Goodwin MW (62)	v South Australia	Perth	2000-01
103	Katich SM (72) & Goodwin MW (44)	v New South Wales	NSydney	2000-01
103	Moody TM (78) & Goodwin MW (38)	v New South Wales	Perth	2000-01
102	Ronchi L (57) & Marsh SE (68)	v South Australia	Perth	2007-08
102	Marsh SE (103) & North MJ (48)	v New South Wales	Sydney	2007-08
102	Martyn DR (140) & Hussey MEK (49)	v Tasmania	Hobart	1997-98
102	Rogers CJ (43) & North MJ (55)	v Queensland	Perth	2004-05
102	Langer JL (114*) & Hussey MEK (38)	v Tasmania	Perth	2002-03
101	Davis LM (116*) & Swart MR (56)	v New South Wales	Hurstville	2010-11
100*	Marsh RW (53*) & Brayshaw IJ (42*)	v South Australia	Perth	1974-75
100	Veletta MRJ (52) & Moody TM (81)	v Queensland	Perth	1989-90
100	Lavender MP (90) & Martyn DR (114*)	v South Australia	Adelaide	1994-95
100*	Ronchi L (113*) & Rimmington NJ (26*)	v South Australia	Adelaide	2011-12

## BOWLING

	Balls	Runs	Wkts	Ave	4WI	Best	Runs / Over
Agar AC	244	167	6	27.83	-	3/51	4.10
Alderman TM	1938	1169	40	29.22	2	4/14	3.62
Allen JM	60	62	3	20.66	-	3/62	6.20
Andrews WS	464	332	10	33.20	-	2/26	4.29
Angel J	3686	2525	94	26.86	2	5/16	4.11
Armstrong TJ	84	53	1	53.00	-	1/15	3.78

Atkinson MP	1325	984	34	28.94	1	4/38	4.45
Baker DJ	451	287	15	19.13	1	4/35	3.82
Baker RM	366	323	7	46.14	-	3/25	5.29
Bandy DC	378	326	8	40.75	-	2/21	5.17
Beer MA	1075	769	17	45.23	-	3/39	4.29
Behrendorff JP	707	555	16	34.68	-	3/39	4.71
Boyd DL	462	275	15	18.33	2	5/15	3.57
Brayshaw IJ	704	416	17	24.47	-	3/28	3.55
Breman TG	162	140	4	35.00	-	2/64	5.18
Bush GEW	24	30	-	-	-	-	7.50
Capes PA	570	453	8	47.00	-	2/46	3.95
Cartwright HWR	213	183	4	45.75	-	2/14	5.15
Cary SR	649	454	9	50.44	-	2/25	4.19
Casson B	570	453	15	30.20	1	4/31	4.76
Clark MW	593	520	17	30.58	-	3/34	5.26
Clark WM	1405	849	24	35.37	1	4/20	3.63
Clements SC	60	61	1	61.00	-	1/61	6.04
Clough PM	168	130	4	32.50	-	2/36	4.64
Cockley BT	132	168	2	84.00	-	2/91	7.63
Coetzee JP	150	135	1	135.00	-	1/33	5.40
Coulson CE	299	209	5	41.80	-	2/39	4.19
Coulter-Nile NM	1135	898	39	23.02	1	4/64	6.45
Daniel WW	60	58	-	-	-	-	5.80
Davis PJ	240	228	7	32.57	-	3/49	5.70
Dixon MW	156	137	2	68.50	-	1/39	5.26
Dorey BR	2214	1664	54	30.81	2	5/48	4.51
Doropoulos TP	180	175	2	87.50	-	1/14	5.83
Duffield RM	589	572	14	40.85	1	4/58	5.82
Edmondson BM	1571	1356	46	23.47	2	5/39	5.38
Ervine SM	353	367	9	40.77	1	4/51	6.23
Fawcett JD	6	7	-	-	-	-	7.00
Gannon JB	553	315	13	24.23	1	4/21	3.42
Gillies WS	150	156	3	52.00	-	3/50	6.24
Graf SF	150	113	4	28.25	-	2/26	4.52
Harvey KM	3488	2794	103	27.13	6	4/8	4.77
Heal AK	1874	1518	40	37.95	1	4/58	4.86
Henderson P	55	50	-	-	-	-	5.45
Hogan MG	1452	1084	34	31.88	1	5/44	4.47
Hogan TG	828	562	17	33.05	-	3/25	4.07
Hogg GB	2320	1933	59	32.76	2	4/37	4.99
Hubble JM	64	27	3	9.00	-	3/27	2.53
Hughes KJ	1	2	-	-	-	-	12.00
Hussey MEK	276	329	10	32.90	-	3/52	7.15
Inness MWH	148	113	1	113.00	-	1/36	4.55
Inverarity RJ	459	285	13	21.92	-	3/19	3.73
Johnson MG	274	188	8	23.50	-	3/43	4.11
Johnston MJ	184	123	5	24.60	1	4/28	4.01
Julian BP	2318	1779	59	30.15	2	4/41	4.60
Karppinen SJ	438	350	3	116.67	-	2/44	4.79
Katich SM	18	27	-	-	-	-	9.00
Kelly TP	96	112	5	22.40	-	3/31	7.00
Knowles BA	528	435	15	29.00	1	5/62	4.94
Langer RS	80	50	2	25.00	-	2/18	3.75
Lillee DK	1505	766	48	15.95	2	4/21	3.05
Lilly KE	30	19	1	19.00	-	1/19	3.80
Lock GAR	225	163	7	23.29	-	2/14	4.35
Macleay KH	1896	1165	53	21.98	2	5/30	3.68
Mack CD	42	34	2	17.00	-	2/34	4.85
Magoffin SJ	1970	1508	47	32.08	-	3/29	4.59
Malone MF	946	506	24	21.08	1	4/30	3.21
Mann AL	202	140	4	35.00	-	2/34	4.16
Marks VJ	78	75	-	-	-	-	5.77
Marsh MR	456	398	14	23.42	1	4/40	5.23
Marsh SE	36	31	1	31.00	-	1/14	5.16
Martyn DR	389	294	18	16.33	-	3/3	4.53
Mason MS	120	103	3	34.33	-	2/61	5.15
Massie RAL	482	200	11	18.18	-	2/12	2.49
Matthews CD	693	469	21	22.33	-	3/32	4.06
McCague MJ	137	89	5	17.80	1	4/34	3.90
McKenzie GD	309	115	13	8.85	1	4/13	2.23
McLauchlan DJ	336	300	6	50.00	1	4/50	5.37
Millar GA	144	97	4	24.25	-	2/17	4.04
Moody TM	3205	2131	70	30.44	1	4/30	3.98
Mullally AD	120	95	3	31.66	-	2/56	4.75
Mullooly TC	64	54	1	54.00	-	1/54	5.06
Nicholls PA	40	28	3	9.33	-	3/28	4.20

Nicholson MJ	332	287	4	71.75	-	2/23	5.19
Nikitaras S	454	314	7	44.85	-	3/30	4.14
Noffke AA	436	326	10	32.60	-	3/43	4.49
North MJ	1417	1205	37	32.56	-	3/26	5.10
Oldroyd BJ	348	272	6	45.33	-	2/36	4.69
O'Neill MD	91	66	6	11.00	-	3/27	4.35
Paris JS	60	35	1	35.00	-	1/35	3.50
Petrie MJ	132	113	2	56.50	-	1/34	5.13
Pomersbach LA	18	16	-	-	-	-	5.33
Porter DN	126	83	1	83.00	-	1/40	3.35
Porter GD	518	269	14	19.21	-	3/28	3.11
Prindiville TJ	56	46	1	46.00	-	1/46	4.93
Reid BA	1214	724	28	25.86	1	4/40	3.57
Rimmington NJ	862	687	7	98.14	-	2/50	4.78
Russell RS	120	121	1	121.00	-	1/40	6.05
Short DJM	24	14	2	7.00	-	2/14	3.50
Smith DD	102	119	2	59.50	-	1/21	7.00
Spencer DJ	455	412	15	27.47	2	4/35	5.43
Stewart J	1564	1117	36	31.03	-	4/34	4.28
Swart MR	6	9	-	-	-	-	9.00
Taylor JJ	336	247	11	22.45	-	3/27	4.41
Thistle MJ	97	86	4	21.50	-	3/32	5.27
Thornton BT	64	44	-	-	-	-	4.13
Thorp CD	534	422	14	30.14	1	4/46	4.72
Turner AJ	36	32	1	32.00	-	1/32	5.33
Tye AJ	263	251	13	19.30	1	5/46	5.72
Varis L	168	93	4	23.25	-	2/26	3.32
Voges AC	996	859	15	57.26	-	3/33	5.17
Wates DJ	2244	1839	47	39.12	-	3/32	4.91
Watson GD	387	272	11	24.73	-	2/31	4.22
Williams BA	1761	1298	59	22.00	5	4/29	4.39
Wilson P	1016	663	13	51.10	-	2/27	3.92
Wood GM	18	16	-	-	-	-	5.33
Worthington PC	1002	909	30	30.30	1	4/36	5.44
Yardley B	1053	676	16	42.25	-	2/30	3.85
Zoehrer TJ	36	30	-	-	-	-	5.00

#### 4 WICKETS IN AN INNINGS

5/15	Boyd DL	v Victoria	Perth	1982-83	4/35	Baker DJ	v Queensland	Perth	1975-76
5/16	Angel J	v Victoria	Perth	2001-02	4/35	Boyd DL	v Tasmania	Perth	1981-82
5/30	Macleay KH	v Tasmania	Perth	1984-85	4/35	Harvey KM	v South Australia	Perth	1997-98
5/33	Angel J	v Tasmania	Perth	2002-03	4/35	Spencer DJ	v New South Wales	Perth	2000-01
5/39	Edmondson BM	v South Australia	Perth	2006-07	4/35	Williams BA	v South Australia	Adelaide	2005-06
5/44	Hogan MG	v Victoria	Melbourne	2010-11	4/36	Worthington PC	v Queensland	Brisbane	2005-06
5/46	Tye AJ	v Tasmania	Blacktown	2013-14	4/37	Hogg GB	v Victoria	Melbourne	2007-08
5/48	Dorey BR	v Victoria	Melbourne	2008-09	4/37	Hogan MG	v Tasmania	Burnie	2012-13
5/62	Knowles BA	v Tasmania	Hobart	2008-09	4/38	Atkinson MP	v New South Wales	Perth	1999-00
4/8	Harvey KM	v Canberra	Perth	1997-98	4/40	Alderman TM	v South Australia	Perth	1977-78
4/13	McKenzie GD	v Queensland	Melbourne	1970-71	4/40	Reid BA	v South Australia	Adelaide	1985-86
4/14	Alderman TM	v South Australia	Perth	1989-90	4/40	Marsh MR	v Queensland	Perth	2011-12
4/15	Macleay KH	v New South Wales	Sydney	1982-83	4/41	Julian BP	v South Australia	Adelaide	2000-01
4/20	Clark WM	v New South Wales	Perth	1977-78	4/43	Julian BP	v Queensland	Perth	1995-96
4/21	Gannon JB	v New Zealand	Perth	1970-71	4/43	Spencer DJ	v Victoria	Perth	2000-01
4/21	Lillee DK	v Queensland	Perth	1976-77	4/44	Williams BA	v South Australia	Perth	2001-02
4/23	Harvey KM	v Tasmania	Hobart	1997-98	4/46	Edmondson BM	v Victoria	Perth	2007-08
4/25	Harvey KM	v Tasmania	Devonport	2004-05	4/46	Thorp CD	v Tasmania	Hobart	2002-03
4/27	Harvey KM	v Queensland	Brisbane	1996-97	4/50	McLauchlan DJ	v Tasmania	Hobart	2007-08
4/28	Harvey KM	v Queensland	Brisbane	2003-04	4/50	Hogg GB	v Tasmania	Hobart	2001-02
4/28	Johnston MJ	v Tasmania	Bunbury	2010-11	4/51	Ervine SM	v New South Wales	Sydney	2006-07
4/29	Williams BA	v Queensland	Brisbane	2002-03	4/53	Dorey BR	v Queensland	Perth	2010-11
4/30	Lillee DK	v South Australia	Adelaide	1979-80	4/57	Williams BA	v New South Wales	Perth	2005-06
4/30	Malone MF	v Tasmania	Hobart	1980-81	4/58	Heal AK	v New South Wales	Perth	2009-10
4/30	Moody TM	v South Australia	Perth	1996-97	4/58	Duffield R	v Queensland	Brisbane	2010-11
4/31	Casson B	v South Australia	Perth	2003-04	4/65	Coulter-Nile NM	v Victoria	Perth	2012-13
4/34	McCague MJ	v Tasmania	Perth	1991-92	4/66	Coulter-Nile NM	v Tasmania	Perth	2011-12
4/34	Williams BA	v Victoria	Perth	2002-03					

## DOMESTIC TWENTY20 (WESTERN WARRIORS)



Shaun Marsh and Chris Gayle in action in the WA T20 days

Australia's interstate Twenty20 competition, the Big Bash League, began in the summer of 2005-06, with the six states split into two pools of three and playing each other before the top two teams from each pool met in the final.

Each state would play four matches in the 2006-07 competition, but as the tournament's popularity and status grew, so too did the demand for more games, and from 2007-08 all states played each other once in the preliminary rounds.

There was added spice to the domestic T20 competition following the introduction of the Champions League Twenty20 tournament, fought out between the leading domestic Twenty20 teams from around the world. The finalists from the domestic T20 competition automatically qualify for the lucrative Champions League.

Victoria was the dominant state in Australian Twenty20 cricket, winning four of the six Big Bash tournaments contested, and going down in a last-ball thriller in the 2008-09 final against New South Wales. Western Australia hosted the 2007-08 final at the WACA Ground, but suffered a 32-run defeat at the hands of the Bushrangers.

From the 2011-12 season, eight city-based sides fight it out for Australian T20 supremacy in the Big Bash League. The Perth Scorchers are the team competing from WA. Given the changing format of the competition, from state to franchise, the statistics have been separated.

### WA IN TWENTY20 DOMESTIC COMPETITION

OPPONENTS	WON	LOST	TOTAL
Victoria	3	4	7
South Australia	3	3	6
New South Wales	5	-	5
Tasmania	1	5	6
Queensland	2	2	4

### COMPETITION WINNERS

2005-06	Victoria	2008-09	New South Wales
2006-07	Victoria	2009-10	Victoria
2007-08	Victoria	2010-11	South Australia

### WESTERN AUSTRALIA v VICTORIA

	WA	VIC	
2005-06 Perth	9/161	9/163	VIC 2 runs
2006-07 Melbourne	6/201	5/206	VIC 5 wkts
2007-08 Perth	5/187	9/186	WA 5 wkts
2007-08 Perth (F)	171	8/203	VIC 32 runs
2008-09 Melbourne	105	7/183	VIC 78 runs
2009-10 Perth	5/152	8/128	WA 24 runs
2010-11 Perth	4/146	8/145	WA 6 wkts

### WESTERN AUSTRALIA v SOUTH AUSTRALIA

	WA	SA	
2005-06 Adelaide	6/174	120	WA 54 runs
2006-07 Perth	4/193	138	WA 55 runs
2007-08 Adelaide	5/98	97	WA 5 wkts
2008-09 Adelaide	6/121	182	SA 35 runs (D/L)
2009-10 Perth	167	6/196	SA 29 runs
2010-11 Perth	9/156	8/202	SA 46 runs

### WESTERN AUSTRALIA v NEW SOUTH WALES

	WA	NSW	
2006-07 Perth	4/194	8/168	WA 26 runs
2007-08 Sydney	4/160	7/159	WA 6 wkts
2008-09 Sydney	5/149	5/148	WA 5 wkts
2009-10 Perth	1/198	71	WA 127 runs
2010-11 Sydney	5/205	4/104	WA 19 runs (D/L)

### WESTERN AUSTRALIA v TASMANIA

	WA	TAS	
2006-07 Hobart	8/123	4/208	TAS 85 runs
2007-08 Perth	4/188	5/189	TAS 5 wkts
2008-09 Perth	7/132	128	WA 3 wkts
2009-10 Hobart	150	8/167	TAS 17 runs
2010-11 Perth	126	6/189	TAS 63 runs
2010-11 Hobart	8/130	7/170	TAS 40 runs

### WESTERN AUSTRALIA v QUEENSLAND

	WA	QLD	
2007-08 Perth	6/157	9/154	WA 4 wkts
2008-09 Perth	127	3/189	QLD 62 runs
2009-10 Brisbane	5/166	7/203	QLD 37 runs
2010-11 Brisbane	4/202	5/170	WA 32 runs

BATTING									
Player	Matches	Inns	NO	HS	Runs	Ave	100	50	Ct/St
Allenby J	1	1	-	4	4	4.00	-	-	2
Bandy DC	13	12	5	52*	145	20.71	-	1	5
Beaton TM	6	5	1	21*	67	16.75	-	-	4
Beer MA	3	1	1	11*	11	-	-	-	1
Campbell RJ	2	2	-	55	56	28.00	-	1	1
Casson B	1	-	-	-	-	-	-	-	-
Coetzee JP	1	1	1	23*	23	-	-	-	1
Coulter-Nile NM	6	4	3	19*	24	24.00	-	-	3
Davis LM	6	6	-	53	104	17.33	-	1	-
Dorey BR	18	6	2	14*	26	6.50	-	-	7
Doropoulos TP	14	12	3	43	197	21.88	-	-	12
Edmondson BM	12	4	3	2*	5	5.00	-	-	-
Ervine SM	9	7	3	56*	65	16.25	-	1	6
Gayle CH	7	7	-	92	243	34.71	-	2	3
Gul Umar	5	4	2	8	18	9.00	-	-	5
Heal AK	19	9	2	13	53	7.57	-	-	5
Hogan MG	6	-	-	-	-	-	-	-	1
Hogg GB	4	2	1	26	32	32.00	-	-	3
Inness MWH	2	-	-	-	-	-	-	-	-
Johnson MA	2	2	1	8*	11	11.00	-	-	-
Johnston MJ	4	4	2	17	36	18.00	-	-	-
Kelly TP	1	-	-	-	-	-	-	-	1
Knowles BA	5	2	1	14	15	15.00	-	-	1
Lewis ML	6	3	2	9*	18	18.00	-	-	-
MacDonald TP	3	1	1	8*	8	-	-	-	-
Magoffin SJ	3	-	-	-	-	-	-	-	-
Mahmood SI	5	3	-	2	2	0.66	-	-	-
Marsh MR	3	2	-	21	24	12.00	-	-	5
Marsh SE	23	23	3	108*	792	39.60	1	5	10
Martyn DR	1	1	-	36	36	36.00	-	-	1
McLauchlan DJ	6	1	-	2	2	2.00	-	-	2
Meuleman SW	1	1	-	46	46	46.00	-	-	-
Noffke AA	4	3	1	13*	17	8.50	-	-	1
North MJ	15	14	2	59	290	24.17	-	1	3
Pomersbach LA	20	19	1	79	364	20.22	-	1	9
Porter DM	1	1	-	0	0	0.00	-	-	-
Robinson WM	3	3	-	54	139	46.33	-	2	1
Rogers CJL	1	1	-	16	16	16.00	-	-	-
Ronchi L	26	26	4	76	509	23.14	-	2	21/8
Simmons CJ	4	4	1	31*	71	17.75	-	-	-
Swart MR	2	2	-	18	23	11.50	-	-	2
Voges AC	28	27	2	74*	683	27.32	-	2	8
Wates DJ	1	-	-	-	-	-	-	-	1
Worthington PC	5	4	2	6*	14	7.00	-	-	1

BOWLING						
	Balls	Runs	Wkts	Ave	Best	Runs / Over
Bandy DC	168	247	9	27.44	2/26	8.82
Beer MA	72	78	3	26.00	1/21	6.50
Campbell RJ	24	33	2	16.50	2/26	8.25
Casson B	12	16	-	-	-	8.00
Coulter-Nile NM	126	191	4	47.75	2/44	9.09
Dorey BR	393	530	21	25.24	3/19	8.09
Doropoulos TP	12	27	1	27.00	1/22	13.50
Edmondson BM	274	371	18	20.61	4/14	8.15
Ervine SM	60	101	3	33.66	3/18	10.10
Gayle CH	132	158	2	79.00	1/26	7.18
Gul Umar	116	147	12	12.25	4/15	7.54
Heal AK	418	490	23	21.30	2/13	7.03
Hogan MG	132	168	6	28.00	4/26	7.64
Hogg GB	90	113	8	14.12	3/19	7.53
Inness MWH	48	74	4	18.50	2/22	9.25
Johnston MJ	6	5	2	2.50	2/5	5.00
Knowles BA	114	142	9	15.77	3/20	7.47
Lewis ML	125	204	8	25.50	3/46	9.79
MacDonald TP	66	66	3	22.00	1/18	6.00
Magoffin SJ	48	71	2	35.50	2/15	8.87
Mahmood SI	84	151	5	30.20	2/16	10.78
Marsh MR	14	6	4	1.50	4/6	2.57
Marsh SE	12	13	-	-	-	6.50
McLauchlan DJ	138	192	5	38.40	1/22	8.35
Noffke AA	96	153	4	38.25	2/23	9.56
North MJ	159	207	5	41.40	2/19	7.81
Porter DN	18	27	2	13.50	2/27	9.00
Swart MR	30	42	3	14.00	3/31	8.40
Voges AC	153	236	7	33.71	1/2	9.25
Wates DJ	12	23	-	-	-	11.50
Worthington PC	78	129	4	32.25	2/36	9.92

## DOMESTIC TWENTY20 (PERTH SCORCHERS)

Fan favourite Brad Hogg enjoys a wicket with Sam Whiteman.

Australia's elite Twenty20 competition became an eight-club franchise-based league ahead of the 2011-12 season. Each state would have one team, plus second franchises in the big cities, Melbourne and Sydney, creating keenly anticipated derbies. Teams would play eight matches, with the top four sides contesting the finals.

The Perth Scorchers have proved to be one of the better performing clubs over the league's three-year existence, hosting three Big Finals at The Furnace (the WACA Ground), although they suffered defeat on the first two occasions before hoisting the trophy in 2013-14.

The Sydney Sixers and Brisbane Heat defeated the Scorchers respectively in the first two deciders, before Perth went third time lucky with a 39-run triumph over Hobart Hurricanes in front of 20,783 supporters at The Furnace.

Despite the tournament's changing face, the two finalists still earn qualification for the lucrative Champions League Twenty20, played in South Africa in 2012 and India in 2013 and 2014.

In light of the revised format of the competition, from state to club, the statistics have been separated to represent WA and the Perth Scorchers in their own right.

### WA IN TWENTY20 DOMESTIC COMPETITION

OPPONENTS	WON	LOST	TOTAL
Adelaide Strikers	3	2	5
Brisbane Heat	2	2	4
Hobart Hurricanes	2	2	4
Melbourne Renegades	3	-	3
Melbourne Stars	3	2	5
Sydney Sixers	3	2	5
Sydney Thunder	3	-	3

### COMPETITION WINNERS

2011-12	Sydney Sixers
2012-13	Brisbane Heat
2013-14	Perth Scorchers

### PERTH SCORCHERS v ADELAIDE STRIKERS

		PS	AS	
2011-12	Perth	5/184	142	PS 42 runs
2012-13	Perth	6/162	4/164	AS 6 wks
2012-13	Adelaide	4/189	91	PS 98 runs
2013-14	Adelaide	9/159	4/164	AS 6 wks
2013-14	Perth	7/203	6/198	PS 5 runs

### PERTH SCORCHERS v BRISBANE HEAT

		PS	BH	
2011-12	Perth	8/162	6/152	PS 10 runs
2012-13	Brisbane	1/51	4/109	PS 9 wks (D/L)
2012-13	Perth	9/133	5/167	BH 34 runs
2013-14	Brisbane	7/151	7/152	BH 3 wks

### PERTH SCORCHERS v HOBART HURRICANES

		PS	HH	
2011-12	Perth	109	140	HH 31 runs
2012-13	Hobart	8/152	4/153	HH 6 wks
2013-14	Perth	7/153	7/147	PS 6 runs
	Perth	4/191	7/152	PS 39 runs

### PERTH SCORCHERS v MELBOURNE RENEGADES

		PS	MR	
2011-12	Melbourne	2/192	3/188	PS 8 wks
2012-13	Perth	3/187	136	PS 51 runs
2013-14	Perth	7/177	8/111	PS 6 runs

### PERTH SCORCHERS v MELBOURNE STARS

		PS	MS	
2011-12	Melbourne	136	5/128	PS 8 runs
2011-12	Perth	3/174	8/163	PS 11 runs
2012-13	Perth	69	0/29	MS 24 runs (D/L)
2012-13	Perth	2/139	2/183	PS 8 wks (D/L)
2013-14	Melbourne	9/141	6/161	MS 20 runs

### PERTH SCORCHERS v SYDNEY SIXERS

		PS	SS	
2011-12	Sydney	6/175	176	SS 1 run
2011-12	Perth	8/156	3/158	SS 7 wks
2012-13	Sydney	3/114	9/113	PS 7 wks
2013-14	Sydney	5/153	9/153	PS won in super over
	Sydney	5/193	6/48	PS 5 runs (D/L)

### PERTH SCORCHERS v SYDNEY THUNDER

		PS	ST	
2011-12	Sydney	1/103	99	PS 9 wks
2012-13	Perth	1/117	9/113	PS 9 wks
2013-14	Perth	4/161	6/157	PS 6 wks

BATTING									
Player	Matches	Inns	NO	HS	Runs	Ave	100	50	Ct/St
Agar AC	1	1	-	2	2	2.00	-	-	-
Armstrong TJ	2	2	-	11	14	7.00	-	-	2
Beaton TM	1	-	-	-	-	-	-	-	-
Beer MA	23	7	4	7	13	4.33	-	-	5
Behrendorff JP	15	5	2	26	54	18.00	-	-	1
Cartwright HWR	5	4	2	17	23	11.50	-	-	2
Collingwood PD	9	7	0	32	113	16.14	-	-	-
Coulter-Nile NM	22	16	8	42*	136	17.00	-	-	4
Cummins PJ	4	2	-	7	10	5.00	-	-	2
Edmondson BM	10	2	1	0*	0*	-	-	-	3
Gibbs HH	16	16	1	71	488	32.53	-	6	6
Hogg GB	29	8	3	8*	16	3.20	-	-	12
Hussey MEK	4	4	1	21*	35	11.67	-	-	3
Katich SM	29	21	3	75	481	26.72	-	3	11
Lalor JK	1	-	-	-	-	-	-	-	-
Marsh MR	19	19	4	77*	524	34.93	-	3	6
Marsh SE	17	17	3	99*	722	51.57	-	7	9
Mennie JM	2	1	0	2	2	2.00	-	-	-
North MJ	18	14	3	70	394	35.82	-	2	6
Rimmington NJ	8	5	3	22	34	17.00	-	-	3
Ronchi L	9	9	2	34	65	9.29	-	-	4/5
Simmons CJ	7	7	-	112	278	39.71	2	-	1
Stoinis MP	3	2	0	9	10	5.00	-	-	1
Thomas AC	16	5	1	3	8	2.00	-	-	10
Triffitt TIF	8	5	1	4	7	1.75	-	-	7/1
Turner AJ	8	8	4	32*	102	25.50	-	-	1
Voges AC	17	15	2	58	413	31.76	-	1	11
Whiteman SM	10	8	-	53	137	17.12	-	1	4/4
Yasir Arafat	6	2	-	2	2	1.00	-	-	1

BOWLING						
	Balls	Runs	Wkts	Ave	Best	Runs / Over
Beer MA	474	499	19	26.26	2/14	6.31
Behrendorff JP	330	409	20	20.45	3/21	7.43
Cartwright HWR	31	59	2	29.50	2/41	11.42
Collingwood PD	18	33	0	-	-	11.00
Coulter-Nile NM	451	576	28	20.57	3/9	7.66
Cummins PJ	78	131	4	32.75	2/6	10.07
Edmondson BM	231	332	15	22.13	4/40	8.62
Hogg GB	618	637	33	19.30	4/29	6.18
Lalor JK	12	27	0	-	-	13.50
Marsh MR	204	303	7	43.28	2/15	8.91
Mennie JM	30	47	1	47.00	1/29	9.40
North MJ	6	22	0	-	-	22.00
Rimmington NJ	174	223	7	31.86	2/18	7.69
Thomas AC	328	397	16	24.81	4/8	7.26
Turner AJ	24	38	1	38.00	1/19	9.50
Voges AC	24	27	2	13.50	1/12	6.75
Yasir Arafat	144	177	12	14.75	4/24	7.37



Perth Scorchers Player of the Year  
Craig Simmons on the way to one of  
his two centuries in BBL|03.

# DISTRICT CRICKET (SEASON 2013-2014)

## FIRST GRADE - BATTING AVERAGES

Name	Inn	No.	H.S	Runs	Ave
T Birt (CN)	9	3	110*	439	73.17
A Malcolm (SF)	18	3	163*	929	61.93
N Hobson (CN)	17	5	97	689	57.42
C Bancroft (WI)	9	2	122*	356	50.86
T Beaton (ML)	17	1	141	832	52.00
T Armstrong (FR)	16	1	119	779	51.93
M Harris (SC)	10	2	105*	405	50.63
C Smith (WA)	18	3	145	739	49.26
J Inglis (JO)	14	5	91*	437	48.56
C Simmons (RM)	13	-	160	604	46.46
M Bailey (GO)	13	1	142*	552	46.00
J Whiteaker (CN)	10	1	116	410	45.56
M Hood (SP)	12	3	130*	410	45.46
S Walters (MG)	11	1	169*	450	45.00
W Robinson (CN)	14	1	155*	584	44.92
C Heron (SC)	12	1	96	496	42.64
J Lewis (BM)	13	2	125*	445	40.45
C Tomlinson (JO)	14	4	76	402	40.20
V Paver (MG)	14	2	100*	476	39.67
P Adams (MG)	12	-	88	465	38.75
C How (SF)	15	2	143*	496	38.15
W Bosisto (UN)	16	2	133*	534	38.14
A Cameron (SC)	12	1	114	419	38.09
J Fawcett (WA)	18	2	169	574	35.87
R Richards (WA)	21	1	130	697	34.85
J Charles (WA)	15	1	99	477	34.07
T Triffitt (FR)	14	2	116	408	34.00
D Short (GO)	13	-	99	441	33.92
M Wiley (ME)	15	3	157*	404	33.67
D Turkich (CN)	16	2	86	469	33.50
J Rogers (WA)	13	-	96	429	33.00
N Maiolo (FR)	12	3	76	296	32.89
J Coetzee (SC)	12	3	79*	294	32.67
B Diamanti (RM)	12	1	100*	358	32.54
J Godfrey (WI)	16	2	101	452	32.29
M Johnston (WI)	17	2	108	478	31.87
M Dighton (SC)	15	-	96	476	31.73
C Wood (FR)	15	1	113	437	31.21
B Reed (SP)	15	1	85*	436	31.14
T Monteleone (SF)	14	3	55*	340	30.91
L Towers (ME)	18	-	124	549	30.50
J Baverstock (ML)	16	2	61	418	29.86
A Murphy (SF)	14	3	86	326	29.64
C Hinchcliffe (JO)	14	2	75*	354	29.50
J Johnston (SP)	15	2	72	381	29.30
A Bivens (GO)	16	2	105*	410	29.28
J Smith (RM)	15	1	131	409	29.21
T Scollay (ME)	19	3	82	467	29.18
T Coulson (RM)	15	3	68	348	29.00
B Brown (ME)	12	1	72	317	28.82
C Hansberry (SF)	13	1	61*	341	28.42
R Blight (PE)	14	2	72	338	28.16
M Pentter (UN)	12	-	82	337	28.08
M Bowdler (ME)	13	3	80*	280	28.00
J Mangan (UN)	14	3	72*	298	27.09
A Webster (PE)	17	2	60	396	26.40
C King (UN)	16	5	107*	290	26.36
S Baker (MG)	14	3	116*	286	26.00
M Todd (BM)	14	-	82	357	25.50
J Newnham (JO)	18	1	86	428	25.18
S Rakich (ML)	17	3	88*	350	25.00

## FIRST GRADE - BOWLING AVERAGES

Name	O	M	Runs	Wkts	Ave
D Porter (ME)	217	75	487	39	12.49
P Davis (ML)	185.1	38	501	38	13.18
T MacDonald (CN)	230.3	49	613	42	14.60
M Hanna (GO)	154.2	28	493	33	14.93
J Boyland (JO)	200.2	38	639	42	15.21
A Pentter (SP)	252.1	61	762	50	15.24
R O'Connell (WI)	146.3	21	468	28	16.71
T Armstrong (FR)	195	55	538	32	16.81
C Verco (ML)	160.1	30	478	28	17.07
M Turner (ME)	165	43	481	26	18.50
M Grzanic (PE)	199.4	38	709	38	18.65
J Anderson (JO)	178.1	36	586	31	18.90
C Quelch (WA)	266.3	66	838	42	19.95
G Atkinson (WA)	172	41	520	26	20.00
L O'Connor (BM)	207.1	30	703	35	20.08
S Branston (SC)	187.3	26	659	32	20.59
R James (ME)	282	51	849	39	21.76
D D'Cruz (JO)	166.5	29	604	27	22.37
A Winton (ML)	136.3	18	563	25	22.52
D Turkich (CN)	219.4	50	646	26	24.86
C Hockett (UN)	188.4	27	748	28	26.71

## SECOND GRADE - BATTING AVERAGES

Name	Inn	No.	H.S	Runs	Ave
J Whiteaker (CN)	8	4	242	662	165.50
T David (CN)	14	4	168*	547	54.70
J Carder (FR)	8	2	129	272	45.33
S Smith (BM)	11	1	121	451	45.10
E Pollock (BM)	9	2	89	309	44.14
A Enright (PE)	8	3	77	214	42.80
E Kilbee (SF)	10	3	52	290	41.43
R Ward (WI)	8	1	78	276	39.43
J Buller (FR)	8	0	95	311	38.88
S Wornes (WI)	22	5	92	660	38.82
G Atkinson (WA)	10	1	84	345	38.33
A Hall (SC)	8	1	84*	264	37.71
R Hampson (BM)	8	1	109*	261	37.29
W Sobczak (PE)	18	2	91	573	35.81
A Muir (BM)	8	-	147	279	34.88
C Jones (UN)	8	-	86	278	34.75
B Norwood (GO)	8	-	78	274	34.25
J Bryant (CN)	15	1	104	478	34.14
T Ovens (SP)	14	-	132	467	33.36
K Anderson (FR)	8	1	99	226	32.29
A Needham (ME)	14	3	91*	351	31.91
M Grant (ML)	11	1	87	314	31.40
M Clements (CN)	12	4	51*	244	30.50
J McAuliffe (PE)	18	2	87	486	30.38
D Myers (WI)	14	3	51	323	29.36
R Shuttleworth (FR)	19	1	108	528	29.33
M Branston (SC)	14	3	64	322	29.27
J Wood (SC)	11	-	107	318	28.91
S Evans (MG)	8	-	75	227	28.38
A Henry (WA)	13	1	58	336	28.00
S Costello (SC)	8	-	91	223	27.88
C Gilbert (FR)	14	3	96*	299	27.18
S Jain (PE)	15	4	89*	297	27.00
J Wood (MG)	9	1	60*	214	26.75
P Donaldson (CN)	13	2	100	291	26.45
T Carr (CN)	20	1	64	502	26.42
J Standring (JO)	18	2	100*	422	26.38
B Chabros (PE)	9	-	97	236	26.22
B de San Miguel (SP)	13	-	76	339	26.08
B Turner (ME)	16	-	87	406	25.38

## SECOND GRADE - BOWLING AVERAGES

Name	O	M	Runs	Wkts	Ave
B Hall (WI)	131.4	49	264	26	10.15
T Leaver (SC)	153.1	28	438	39	11.23
J Westphal-Groves (FR)	150.2	37	361	28	12.89
R Wetherall (BM)	147.4	19	520	38	13.68
A Radunovich (SP)	138.1	26	384	28	13.71
S Tompsett (BM)	159	39	443	30	14.77
G Pradeeptha (WI)	150.4	22	520	34	15.29
D Chalker (WI)	107	23	427	25	17.08
N McKenzie (CN)	199	42	560	32	17.50
R Macauley (FR)	198.1	51	526	30	17.53
B McGlade (JO)	174.5	39	478	26	18.38
A Horrill (PE)	163.5	38	493	25	19.72
S Douglas (ML)	179.1	22	595	30	19.83
L Duffield (ME)	186.2	50	580	29	20.00
J Kandiah (PE)	142	13	505	25	20.20
T Moscarda (SF)	224.5	41	734	36	20.39
B Russ (SP)	214.1	37	748	35	21.37
P Donaldson (CN)	165	19	610	28	21.79

## THIRD GRADE - BATTING AVERAGES

Name	Inn	No.	H.S	Runs	Ave
L Thomas (PE)	11	3	88	433	54.13
D Myers (WI)	9	2	126*	299	42.71
F Hay (ME)	13	-	121	538	41.38
B Chabros (PE)	9	1	80	327	40.88
N Middleton (ME)	8	4	85*	157	39.25
S Sanderson (WI)	15	1	105	525	37.50
J Budge (WA)	8	-	71	291	36.38
D McIntyre (JO)	13	1	161	420	35.00
S Collins (FR)	11	5	71	204	34.00
T Smithies (BM)	8	-	68	260	32.50
N Davies (PE)	15	2	104*	413	31.77
J Eardley-Wilmot (RM)	8	1	66*	217	31.00
D Roberts (GO)	9	1	67*	246	30.75
J O'Neill (WI)	13	2	59	330	30.00
R Quain (SF)	12	-	61	355	29.58
G Maher (WA)	14	4	62*	295	29.50
B Markey (SP)	11	-	88	317	28.82
N Janes (CN)	17	1	59	437	27.31
M Edwards (CN)	16	5	59*	300	27.27
S Russell (ME)	13	-	71	354	27.23
M Sanders (MG)	13	-	92	352	27.08
J Khan (UN)	10	2	42	216	27.00
A Dryden (SC)	8	-	67	214	26.75

## THIRD GRADE - BOWLING AVERAGES

Name	O	M	Runs	Wkts	Ave
C Lamatoa (ME)	111.3	34	294	26	11.31
J Iannello (CN)	158	43	411	36	11.42
G Ashton (UN)	119.1	29	307	25	12.28
J Walter (WA)	124.5	14	385	26	14.81
S Russell (ME)	220.2	81	412	26	15.85
A Mucciarone (MG)	165.5	32	483	30	16.10
G Rigali (FR)	180.2	54	536	32	16.75
J Noble (ML)	222.3	64	593	34	17.44
N Davies (PE)	143.4	19	483	27	17.89
D Griffiths (MG)	158	26	537	25	21.48

## FOURTH GRADE - BATTING AVERAGES

Name	Inn	No.	H.S	Runs	Ave
D Neretlis (GO)	11	1	105	577	57.70
J Campion (CN)	13	5	104	315	39.38
R Scali (PE)	15	3	89	462	38.50
M Munson (PE)	13	6	64*	254	36.29
J Inglis (JO)	12	2	100*	343	34.30
C Salmon (PE)	9	1	61	274	34.25
B Gartrell (BM)	18	1	79	577	33.94
S Brinkley (JO)	12	1	92*	370	33.64
J Boyle (ME)	15	2	84	420	32.31
C Wilson (BM)	14	-	103	445	31.79
M Boardman (SP)	10	3	61*	217	31.00

D O'Connor (CN)	14	-	107	429	30.64
J Dicarilo (WA)	12	1	74	337	30.64
J Bourdillon (SC)	8	1	86	205	29.29
N Nylander (WA)	12	2	64*	287	28.70
S Bettinson (ML)	13	2	75*	315	28.64
O Mackie (WI)	12	2	50	284	28.40
A Berenger (JO)	15	-	56	423	28.20
W Copeland (FR)	17	3	111	389	27.79
B Mathews (FR)	12	1	63	304	27.64
A Khedkar (PE)	15	1	53*	373	26.64
T Miley (RM)	12	1	61	285	25.91
D Morgan (CN)	11	1	73	255	25.50
R Clarke (SP)	9	1	65	202	25.25

## FOURTH GRADE - BOWLING AVERAGES

Name	O	M	Runs	Wkts	Ave
S Kenny (JO)	205.4	48	546	51	10.71
R Dawkins (RM)	108	31	274	25	10.96
R Scali (PE)	133.3	26	360	30	12.00
M Wilde (BM)	165.3	49	409	34	12.03
A Khedkar (PE)	131.5	27	390	28	13.93
G Hoskin (GO)	170	57	418	30	13.93
D Howes (BM)	172.2	42	451	31	14.55
D Stewart (ML)	173.2	24	509	34	14.97
B Sweeny (FR)	156.4	44	378	25	15.12
R Bennett (CN)	167.5	26	485	29	16.72

## UNDER 17 - BATTING AVERAGES

Name	Inn	No.	H.S	Runs	Ave
J Lewis (BM)	5	2	111*	271	90.33
O Parish (FR)	9	2	66*	440	62.86
J O'Brien (JO)	16	2	120*	751	53.64
D Roberts (GO)	15	4	131*	565	51.36
M Todd (SF)	10	5	68*	231	46.20
J Holt (FR)	6	1	58	226	45.20
M Edwards (RM)	15	7	54*	345	43.13
H Classen (BM)	11	1	72	424	42.40
C Lynch (WA)	13	1	114*	450	37.50
T Russell (JO)	16	2	110*	505	36.07
A Burrage (RM)	14	1	76	450	34.62
N Hutchison (RM)	16	1	79	519	34.60
A Bottega (ML)	7	1	120*	206	34.33
J Kirwan (MG)	14	-	87	471	33.64
N Alexandre (JO)	12	1	109*	367	33.36
W Mattock (MG)	10	3	85*	232	33.14
B Jacobs (SP)	16	2	162	450	32.14
T Keys (BM)	8	1	83	223	31.86
L Strnadica (ME)	15	2	89	400	30.77
C Moses (WA)	11	-	63	334	30.36
L Knight (SC)	13	1	93	359	29.92
S Sanderson (WI)	14	-	90	417	29.79
M Christie (JO)	16	2	84	416	29.71
J Spurr (SP)	15	3	61*	352	29.33
B Hotchkin (SF)	11	2	77	255	28.33
N Keoh (SP)	16	1	59	424	28.27
P Murphy (JO)	12	3	51*	241	26.78
R Gunaratne (WI)	12	1	49	289	26.27
L Guthrie (PE)	13	2	98	288	26.18
B Hargrave (WI)	11	2	57	231	25.67
J Eardley-Wilmot (RM)	17	1	82	407	25.44
B Nylander (WA)	13	1	60	301	25.08
D Bloch (SP)	10	2	58*	200	25.00

## UNDER 17 - BOWLING AVERAGES

Name	O	M	Runs	Wkts	Ave
B Coad (BM)	57.4	14	129	16	8.06
D Christie (JO)	110	26	327	30	10.90
L Johnson (SP)	105	38	198	18	11.00
A Bevilacqua (SP)	94.1	23	222	20	11.10
M Pay (JO)	100	15	280	25	11.20
N Le Tessier (SP)	116.5	32	247	22	11.23
P Rowe (ME)	84.5	16	248	22	11.27
H Rowland (MG)	69	19	188	16	11.75
K Gardiner (RM)	86.1	26	217	18	12.06

L Guthrie (PE)	87	21	194	16	12.13	W Steele (RM)	82	20	225	20	11.25
R Gunaratne (WI)	107.5	25	269	22	12.23	S Armstrong (FR)	116.5	30	313	27	11.59
J Inglis (JO)	107.3	19	259	21	12.33	W Pike (CN)	77	25	209	18	11.61
D Ogilvie (BM)	87	26	201	16	12.56	G Polglaze (RM)	95	12	244	21	11.62
H Stevens (FR)	80	21	192	15	12.80	A Smartt (WA)	66	8	189	16	11.81
M Bates (CN)	89.3	21	260	20	13.00	D Banks (WA)	118.1	29	268	22	12.18
N Keoh (SP)	100.2	18	321	24	13.38	C Wells (SC)	74	21	210	16	13.13
J King (GO)	162.4	38	396	29	13.66	D Sudden (RM)	131.4	38	329	25	13.16
J Burgess (JO)	132.1	22	330	24	13.75	C Cassell (MG)	92.4	23	242	18	13.44
A Korol (SP)	91.3	16	276	20	13.80	J Woodhouse (PE)	91.2	18	231	17	13.59
B Thompson (JO)	105.1	26	283	20	14.15	H Hassanis (BM)	101.2	16	288	21	13.71
J Watson (ML)	110	17	384	27	14.22	A Wahid (PE)	153.1	28	406	29	14.00
A Burrage (RM)	100.3	17	313	22	14.23	P Italiano (RM)	87	7	288	20	14.40
C Watson (ML)	100.4	17	273	19	14.37	G Hammond (PE)	115.2	24	321	22	14.59
J McFarlane (GO)	155	48	289	20	14.45	M Gupanis (ML)	87.1	25	227	15	15.13
L Pratt (RM)	108.4	9	379	26	14.58	M Winton (ML)	122	22	306	20	15.30
J Brokate (RM)	99.1	21	327	21	15.57	B Hunter (JO)	136.1	31	340	21	16.19
M Webster (SC)	104.3	27	314	20	15.70	D Lefroy (ME)	115.1	28	280	17	16.47
J Parker (SP)	77.3	16	239	15	15.93	J Little (JO)	102.1	18	280	17	16.47
H Byrne (GO)	117	30	272	17	16.00	C Parker (JO)	112	18	332	20	16.60
L Strnadica (ME)	145.4	43	378	23	16.43	L Oatey (ME)	127.3	34	299	18	16.61
T Russell (JO)	101.4	23	263	16	16.44	I Townsend (WI)	98.3	20	284	17	16.71
K Lumsden (WI)	77.4	18	247	15	16.47	K Langridge (JO)	142.4	25	391	23	17.00
L Martin (CN)	121	26	381	23	16.57	K O'Brien (PE)	112.4	29	307	18	17.06
T Adams (CN)	106.5	12	398	24	16.58	J Macri (WI)	143.4	26	383	21	18.24
L Coombs (RM)	110.2	24	287	17	16.88	B McGann (GO)	115	18	386	21	18.38
M O'Keeffe (MG)	124.3	27	359	20	17.95	B Moore (ME)	105.2	20	282	15	18.80
M Christie (JO)	133.5	35	354	19	18.63	J Mayo (SC)	100	11	329	17	19.35
B Lynn (ML)	100	19	302	16	18.88	T Harris (SP)	119.4	29	331	17	19.47
J Arthurson (FR)	96	17	319	16	19.94	O Kidd (JO)	134.1	28	331	17	19.47
J Horsman (GO)	119.4	29	325	16	20.31	H Bliss (FR)	122	32	330	16	20.63
C Beath (ME)	104.5	13	348	17	20.47	C Nilson (GO)	101.4	13	317	15	21.13
M Dower (SF)	141.3	23	464	22	21.09	R Grickage (JO)	136.4	31	323	15	21.53
L Taylor (JO)	169.4	37	501	23	21.78	L Pow (SP)	111	19	374	17	22.00

#### UNDER 15 - BATTING AVERAGES

Name	Inn	No.	H.S	Runs	Ave
A Hardie (WI)	6	2	120	502	125.50
K Hickey (PE)	10	-	143	410	41.00
A Crump (CN)	9	1	69*	327	40.88
E Crawley (JO)	15	2	96*	491	37.77
B Nice (JO)	15	3	85*	453	37.75
B Hudson (WA)	12	3	70*	338	37.56
R Anderson (FR)	13	2	107	395	35.91
A Disisto (PE)	17	2	106*	523	34.87
M Spooris (WA)	6	-	88	209	34.83
L Johns (JO)	18	2	131*	531	33.19
P Italiano (RM)	13	2	73*	349	31.73
J Humble (RM)	17	2	93	464	30.93
S Armstrong (FR)	16	2	77	427	30.50
T Renk (ML)	9	2	54	209	29.86
N Criddle-White (PE)	17	1	129	463	28.94
C Cassell (MG)	11	1	71	287	28.70
C Green (SF)	8	1	80	200	28.57
C Smith (JO)	17	1	85	432	27.00
H McKenzie (SF)	11	-	51	290	26.36
C Rose (SC)	13	-	91	341	26.23
N Crawford (SP)	12	-	82	307	25.58
I Townsend (WI)	15	3	74*	300	25.00

#### UNDER 15 - BOWLING AVERAGES

Name	O	M	Runs	Wkts	Ave
R Anderson (FR)	42.2	9	101	16	6.31
C Wearne (SC)	64.4	16	151	21	7.19
A Hardie (WI)	65	15	140	18	7.78
T May (CN)	76	15	164	20	8.20
C Green (SF)	86.4	23	173	21	8.24
M Purcell (WA)	68	21	131	15	8.73
J Chojnowski (FR)	120.1	30	231	26	8.88
J O'Sullivan (MG)	82	17	191	20	9.55
Z Turner (JO)	148	42	319	33	9.67
H McKenzie (SF)	92	22	229	23	9.96
L Sherriffs (JO)	146.2	47	293	27	10.85
M Davis (ME)	127.4	36	300	27	11.11
M Hart (JO)	82	24	189	17	11.12



Melville's Drew Porter accepts his Bowling Averages award from WACA General Manager - Game Development David Clear.



Ex-WA batsman Travis Birt topped the First Grade averages.

# FIRST GRADE AGGREGATES, AVERAGES & AWARDS

## BATTING AGGREGATES

Year	Name	Inn	Agg	Year	Name	Inn	Agg
1885-86	Gamson H (PE)	8	153	1950-51	Langdon CW (CC)	13	1020
1886-87	Watling W (FR)	10	439	1951-52	Langdon CW (CC)	16	781
1887-88	Back W (FR)	10	267	1952-53	Dick IR (SP)	20	815
1888-89	Wilson H (I Zingari)	8	270	1953-54	Rutherford JW (UN)	16	689
1889-90	Scrymgeour BV (PE)	4	167	1954-55	Meuleman KD (MG)	15	624
1890-91	Randell EA (PE)	9	195	1955-56	Dick IR (SP)	15	590
1891-92	North FD (Metro)	7	243	1956-57	Rigg BA (PE)	14	617
1892-93	North FD (Metro)	11	297	1957-58	Rutherford JW (S)	10	717
1893-94	Thompson TH (WP)	10	439	1958-59	Meuleman KD (N)	13	647
1894-95	Hoskings AW (Metro)	8	198	1959-60	Shepherd BK (SP)	13	600
1895-96	Musgrove F (FR)	9	355	1960-61	Harburn CM (FR)	17	481
1896-97	Keogh EJ (FR)	11	345	1961-62	Gartrell KB (MG)	19	650
1897-98	Lockwood WT (Austral)	12	294	1962-63	Joynt HK (SP)	16	709
1898-99	Herring LL (SF)	8	358	1963-64	Vernon MT (SP)	19	956
1899-00	Caldwell CW (PE)	10	378	1964-65	Vernon MT (SP)	17	821
1900-01	North FD (Clare)	8	470	1965-66	Smith WR (PE)	16	765
1901-02	North FD (Clare)	13	492	1966-67	Inverarity RJ (UN)	21	821
1902-03	Parker EF (EP)	16	1003	1967-68	Bull DC (SP)	17	680
1903-04	Edmondson HPD (WP)	15	439	1968-69	Gartrell KB (MG)	21	898
1904-05	Parker EF (EP)	15	775	1969-70	Gartrell KB (MG)	20	805
1905-06	Parker EF (EP)	11	729	1970-71	Marks LA (N)	18	644
1906-07	Parker EF (Wanderers)	11	866	1971-72	Irvine AT (UN)	16	595
1907-08	Gouly L (NP)	15	630	1972-73	Playle WR (CC)	15	544
1908-09	Hogue TH (NF)	16	636	1973-74	Chadwick D (SC)	17	678
1909-10	Howard HC (SF)	13	531	1974-75	Scarff ER (UN)	16	745
1910-11	Parker EF (Wanderers)	18	659	1975-76	Edwards R (FR)	16	792
1911-12	Christian AH (NP)	19	757	1976-77	Richards BA (MG)	14	898
1912-13	Randall AC (NP)	17	618	1977-78	Varis L (NP)	17	567
1913-14	Rowe SHD (Clare)	21	526	1978-79	O'Meara PA (FR)	16	836
1914-15	Christian AH (NP)	13	627	1979-80	Cunningham JRW (ME)	18	707
1915-16	Shepherd HG (WP)	11	429	1980-81	Sharp K (SF)	15	755
1916-17	Christian AH (NP)	11	504	1981-82	Wolfe MF (ML)	17	719
1917-18	Williams JH (EP)	12	362	1982-83	Andrews WS (SP)	12	832
1918-19	Christian AH (NP)	11	500	1983-84	Aslett DG (BM)	23	995
1919-20	Howard HC (S)	12	491	1984-85	Stewart AJ (MG)	19	771
1920-21	Bott LC (EP)	13	604	1985-86	Ireland GJ (BM)	14	737
1921-22	Bott LC (EP)	14	624	1986-87	Terry VP (PE)	16	891
1922-23	Heindricks D (FR)	14	591	1987-88	Smith RA (SP)	20	1188
1923-24	Taaffe FH (NP)	19	582	1988-89	Ramshaw DJ (WA)	19	856
1924-25	Fremantle L (EP)	19	687	1989-90	Reeve DA (CN)	14	628
1925-26	Rowe SHD (C)	9	552	1990-91	Ireland GJ (ML)	14	716
1926-27	Bryant WJ (MMtL)	17	761	1991-92	Terry VP (PE)	17	836
1927-28	McRae WA (WP)	16	688	1992-93	McPhee MW (FR)	11	734
1928-29	McRae WA (WP)	13	661	1993-94	Kelly RC (UN)	14	902
1929-30	McKenzie E (Colts)	19	571	1994-95	Andrews WS (GO)	16	965
1930-31	Lang H (NE F)	18	855	1995-96	Campbell RJ (BM)	19	907
1931-32	Bromley EH (FR)	15	670	1996-97	Holloway PCL (CN)	14	724
1932-33	Bryant WJ (NE)	19	696	1997-98	Rogers CJL (UN)	15	836
1933-34	Taaffe FH (C)	15	924	1998-99	Lavender MP (MG)	16	759
1934-35	Lovelock OI (NP)	12	604	1999-00	Hussey MEK (WA)	8	631
1935-36	Taaffe FH (C)	17	641	2000-01	Hogg GB (WI)	15	875
1936-37	Rowlands WT (WP)	8	506	2001-02	Voges AC (ME)	15	836
1937-38	Taaffe FH (C)	20	565	2002-03	Glew SA (SF)	24	1107
1938-39	Inverarity M (FR)	14	659	2003-04	Voges AC (ME)	17	863
1939-40	Jeffreys KS (S)	15	556	2004-05	Bandy D (SC)	18	1012
1940-41	Wilberforce RJ (NP)	15	598	2005-06	Pomersbach LA (GO)	17	775
1941-42	McKenzie DC (C)	13	676	2006-07	Walters S (MG)	15	926
1942-43	McRae WA (WP)	18	651	2007-08	Robinson WM (CN)	19	989
1943-44	Bandy LH (NP)	22	1070	2008-09	Dixon G (WA)	17	933
1944-45	Buttsworth FJ (NP)	22	899	2009-10	Swart MR (JO)	20	909
1945-46	Charlesworth L (N)	15	570	2010-11	Bandy DC (SF)	18	1144
1946-47	Edwards AR (WP)	12	560	2011-12	Scollay TE (ME)	13	819
1947-48	Herbert MU (WP)	15	622	2012-13	Todd AR (BM)	19	894
1948-49	Driver WG (MG)	15	846	2013-14	Malcolm AS (SF)	18	929
1949-50	Buttsworth FJ (NP)	16	1004				

# BATTING AVERAGES

Year	Name	Inn	NO	HS	Runs	Ave	Year	Name	Inn	NO	HS	Runs	Ave
1885-86	no qualifiers						1947-48	Strauss ECB (UN)	9	3	136	365	60.83
1886-87	Watling W (FR)	10	3	75	439	62.71	1948-49	Newham HN (Bassendean)	14	4	151*	651	81.37
1887-88	Back W (FR)	10	5	58*	267	53.50	1949-50	Buttsworth FJ (NP)	16	4	128*	1003	83.58
1888-89	Wilson H (I Zingari)	8	1	104	270	38.57	1950-51	Langdon CW (CC)	13	6	204*	1020	145.71
1889-90	no qualifiers						1951-52	Price RH (EP)	8	4	87*	227	56.75
1890-91	no qualifiers						1952-53	Charlesworth L (WP)	17	7	71	562	56.20
1891-92	no qualifiers						1953-54	Dick IR (SP)	14	2	136*	640	53.33
1892-93	North FD (Metro)	11	-	82	297	27.00	1954-55	Rutherford, JW (UN)	13	3	179	577	57.70
1893-94	Thompson TH(WP)	10	2	121	439	54.87	1955-56	Dick IR (SP)	15	6	92*	590	65.55
1894-95	no qualifiers						1956-57	Simpson RB (FR)	9	1	139	583	72.88
1895-96	Musgrove F (FR)	9	4	112*	355	71.00	1957-58	Rutherford JW (S)	10	2	143	717	89.62
1896-97	Keogh EJ (FR)	11	1	77	345	34.50	1958-59	Hawke NJN (NP)	13	4	189	605	67.22
1897-98	Lockwood WT (Austral)	12	2	67*	294	29.40	1959-60	Shepherd BK (SP)	13	4	193	600	66.66
1898-99	Herring LL (SF)	8	2	115	358	71.60	1960-61	Shepherd BK (SP)	12	4	140	371	46.37
1899-00	Caldwell CW (PE)	10	1	125	378	42.00	1961-62	Page GW (SP)	11	5	75*	267	44.50
1900-01	Parker EF (EP)	7	2	149*	450	90.00	1962-63	Joynt HK (SP)	16	2	122	709	50.65
1901-02	Veryard J (WP)	14	3	140	444	40.36	1963-64	Inverarity RJ (UN)	11	1	150	849	84.90
1902-03	Parker EF (EP)	16	2	246	1003	71.64	1964-65	Vernon MT (SP)	17	5	151	821	68.42
1903-04	Herring LL (EF)	10	2	95*	297	37.12	1965-66	Shepherd BK (ML)	10	3	140	534	76.28
1904-05	Howard HC (SF)	14	6	147*	556	69.50	1966-67	Meuleman KD (N)	9	2	118	435	62.14
1905-06	Gouly L (NP)	10	3	161*	555	79.28	1967-68	Irvine JT (WP)	9	2	156*	364	52.00
1906-07	Parker EF (Wanderers)	11	1	222	866	86.60	1968-69	Cowper RM (N)	8	1	205*	507	72.43
1907-08	Kelly OH (SF)	10	3	133*	484	69.14	1969-70	Cunningham JRW (CC)	11	8	91*	257	85.66
1908-09	Coyne TH (Wanderers)	15	5	136	623	62.30	1970-71	Barton PT (SP)	13	7	141*	488	81.33
1909-10	Howard HC (SF)	13	8	81*	531	106.20	1971-72	Duperouzel B (CC)	10	3	150*	499	71.28
1910-11	Hantke TCM(Henley Pk)	9	3	62	267	44.50	1972-73	Hubble JM (S)	8	6	75*	240	120.00
1911-12	Howard HC (FR)	20	6	100*	711	50.78	1973-74	Watson GD (S)	12	-	190	636	53.00
1912-13	Randall AC(NP)	17	2	200*	618	41.20	1974-75	Scarf ER (UN)	16	1	144	745	49.66
1913-14	Carew JM (Midjunct)	20	4	201*	546	34.12	1975-76	Charlesworth RI (UN)	9	1	103	476	59.50
1914-15	Christian AH (NP)	13	4	136	627	69.66	1976-77	Charlesworth RI (WP)	9	2	156	552	78.85
1915-16	Shepherd HG (WP)	11	5	115*	429	71.50	1977-78	Scarf ER (WP)	13	2	128*	517	47.00
1916-17	Christian AH (NP)	11	2	124	504	58.11	1978-79	Shipper G (WP)	11	2	115	607	67.44
1917-18	Williams JH (EP)	12	1	100	362	32.94	1979-80	McEwan KS (PE)	8	1	147	405	57.85
1918-19	Howard HC (S)	11	3	69	427	53.37	1980-81	McEwan KS (PE)	9	2	130	543	77.57
1919-20	Howard HC (S)	12	3	100*	491	54.55	1981-82	Charlesworth RI (WP)	8	2	89	335	55.83
1920-21	Heindricks AHJC (S)	10	3	128*	424	60.57	1982-83	Andrews WS (SP)	12	1	134	832	75.63
1921-22	Howard HC (Subi-Leed)	10	5	100*	328	65.60	1983-84	Ramshaw DJ (SC)	12	2	135	559	55.90
1922-23	Howard HC (Subi-Leed)	13	5	84	474	59.25	1984-85	Marsh GR (FR)	8	3	167*	555	111.00
1923-24	Taaffe FH (NP)	19	5	122*	591	42.21	1985-86	Bremam TG (SF)	9	5	102*	364	91.00
1924-25	Quinlan FP (EP)	7	4	110*	558	42.92	1986-87	Terry VP (PE)	16	6	145	891	89.10
1925-26	Rowe SHD (C)	9	1	109	552	69.00	1987-88	Wood GM (UN)	9	4	111	533	106.60
1926-27	Bryant WJ (MMtL)	17	1	151	761	47.56	1988-89	Gonnella P (SF)	10	2	109	524	74.85
1927-28	Richardson AJ (WP)	13	1	114	596	49.66	1989-90	Ramshaw DJ (WA)	11	2	104	615	68.33
1928-29	Horrocks WJ (C)	10	3	212	636	90.88	1990-91	Moody TM (MG)	8	1	212	531	73.28
1929-30	Bryant RJ (ML)	10	4	112*	474	79.00	1991-92	Terry VP (PE)	17	2	164	836	55.73
1930-31	Jarvis CMB (FR)	8	2	89	325	54.16	1992-93	McPhee MW (FR)	11	1	202*	734	73.40
1931-32	Bromley EH (FR)	15	1	138	670	47.85	1993-94	Zoehrer TJ (MG)	8	4	66	296	74.00
1932-33	Wilberforce RJ (Central)	13	6	94	325	46.43	1994-95	Hogg GB (FR)	8	6	156*	496	248.00
1933-34	Taaffe FH (C)	15	2	245	924	71.07	1995-96	Lavender MP (MG)	9	2	133*	418	59.71
1934-35	Lovelock OI (NP)	12	4	123*	604	75.50	1996-97	Holloway PCL (CN)	14	3	111	724	65.82
1935-36	Taaffe FH (C)	17	2	109	641	42.73	1997-98	Baker RM (SC)	11	3	137	644	80.50
1936-37	Rowlands WT (WP)	8	-	130	506	63.25	1998-99	Rogers CJL (UN)	11	1	164	605	60.50
1937-38	Lovelock OI (NP)	11	2	135	409	45.44	1999-00	Hussey MEK (WA)	8	1	215	631	90.14
1938-39	Taaffe FH (C)	9	3	97*	413	68.83	2000-01	Hogg GB (WI)	15	3	285	875	72.92
1939-40	Jeffreys KS (S)	15	4	162*	556	50.54	2001-02	Casson B (SC)	9	5	152	368	92.00
1940-41	Robinson GD (ML)	9	4	72*	309	61.80	2002-03	North MJ (BM)	9	4	202*	506	101.20
1941-42	Langdon CW (C)	7	1	152	492	82.00	2003-04	Voges AC (ME)	17	4	151	863	66.38
1942-43	Rigg HBH (EP)	11	1	91	471	47.10	2004-05	Marsh S (FR)	11	2	142*	722	80.22
1943-44	Bandy LH (NP)	22	5	146*	1070	62.94	2005-06	Campbell RJ (JO)	8	-	196	704	78.22
1944-45	Robinson GD (ML)	20	4	80	785	49.06	2006-07	Heron C (SC)	13	4	128*	814	90.44
1945-46	England EJ (C)	13	4	119*	503	55.88	2007-08	Pomersbach LA (GO)	10	2	192*	827	103.38
1946-47	Charlesworth L (N)	9	3	98	484	80.66	2008-09	Dixon G (WA)	17	2	159*	933	62.20
							2009-10	Robertson C (CN)	13	7	109*	531	88.50
							2010-11	Bandy DC (SF)	18	5	260*	1144	88.00
							2011-12	Scollay TE (ME)	13	3	182*	819	81.90
							2012-13	Beaton TE (ML)	14	0	226	795	56.79
							2013-14	Birt TR (CN)	9	3	110*	439	73.17

# BOWLING AGGREGATES

Year	Name	O	W	Year	Name	O	W
1885-86	Randell SJ (PE)		39	1947-48	Lovett AF (SP)	181	59
1886-87	Randell SJ (PE)		65	1948-49	Zimbulis AG (NP)	256.3	67
1887-88	North FD (Metro)		44	1949-50	Price RH (EP)	235.1	69
1888-89	Bateman WA (FR)		41	1950-51	O'Dwyer TE (S)	264.1	60
1889-90	Duffy WV (PE)		35	1951-52	Dunn WP (CC)	313	77
1890-91	Bishop EG (WP)		27	1952-53	Dunn WP (CC)	246.7	60
1891-92	Bishop EG (WP)		36	1953-54	Dunn WP (CC)	273	63
1892-93	Thompson TH (FR)		42	1954-55	Strauss RB (UN)	282	71
1893-94	Bishop EG (WP)		60	1955-56	Strauss RB (UN)	304	77
1894-95	Hoskings AW (Metro)		40	1956-57	Bevan HG (NP)	234.7	63
1895-96	Moore L (Ports)		32	1957-58	Strauss RB (UN)	270.7	66
1896-97	Lockwood E (Australis)		37	1958-59	Preen AT (CC)	254.4	64
1897-98	Carlton A (Karrakatta)		63	1959-60	Ivankovich TS (S)	298.5	67
1898-99	Bishop EG (CC)		33	1960-61	Punch KD (UN)	237.3	56
1899-00	Bishop EG (CC)		56	1961-62	Gallash I (N)	291.1	66
1900-01	Wright A (EF)		54	1962-63	Mateljan T (ML)	256.5	64
1901-02	Selk RA (SF)		59	1963-64	Mann AL (UN)	243	54
1902-03	Selk RA (SF)		57	1964-65	Bevan HG (NP)	257.1	50
1903-04	Munro C (NF)		59	1965-66	Yardley B (MG)	282	58
1904-05	Selk RA (SF)		68	1966-67	Mann AL (UN)	294	64
1905-06	McNamara T (KP)		53	1967-68	Devitt AC (UN)	205	45
1906-07	Selk RA (SF)		69	1968-69	Bevan HG (NP)	235.4	50
1907-08	McNamara T (KP)	159.5	62	1969-70	Fitzhardinge GB (N)	237	48
	Coyne TH (Wanderers)		62	1970-71	Guest CEJ (N)	299	55
1908-09	Christian AH (Corinthians)	308.2	108	1971-72	Devitt AC (ME)	205	47
1909-10	Mose W (S)	312	76	1972-73	Mayne LC (CC)	233	45
1910-11	Christian AH (EP)	273	90	1973-74	Grayson PR (ML)	259.2	57
1911-12	Christian AH (NP)	409.4	103	1974-75	King IH (PE)	261.4	62
1912-13	Hodge MH (Clare)	336.5	114	1975-76	Grayson PR (ML)	207.3	47
1913-14	Selk RA (Clare)	271	90	1976-77	Gannon JB (SC)	202.2	50
1914-15	Christian AH (NP)	224.4	86	1977-78	Michael CA (NP)	246	47
1915-16	Christian AH (NP)	156	69	1978-79	Paulsen RG (PE)	315	59
1916-17	Hughes WC (NP)	157.6	81	1979-80	Wilson SV (MG)	362.2	54
1917-18	Christian AH (NP)	91.4	52	1980-81	Wilson SV (MG)	329.5	50
1918-19	Edmondson HPD (WP)	165.7	48	1981-82	Paulsen RG (PE)	457.3	70
1919-20	Christian AH (NP)	153	59	1982-83	Mulder B (BM)	355	47
1920-21	Packham L (C)	141.4	50	1983-84	Milosz SJ (BM)	354.3	55
	Hennah WH (S)	135.7	50	1984-85	Langoulant SJ (ML)	327.4	44
1921-22	Christian AH (NP)	142	49	1985-86	Milosz SJ (BM)	305.4	54
1922-23	Hennah WH (Sub-Leed)	175.4	55	1986-87	Tomlin TD (SC)	336.5	44
1923-24	Renfrey LC (NPNo 1)	147	61	1987-88	Bush GEW (SF)	394	68
1924-25	Renfrey LC (MMML)	297.2	58	1988-89	Lilly KE (NP)	355	64
1925-26	Inverarity M (FR)	200.5	61	1989-90	Coughlan KD (CN)	436.4	58
1926-27	Inverarity M (FR)	254.2	72	1990-91	Sheppard KM (FR)	384	52
1927-28	Bryant RJ (MMtL)	273.3	66	1991-92	Muggeridge R (FR)	219.2	41
1928-29	Halcombe RA (C)	170.6	49	1992-93	Bush GEW (PE)	381	39
1929-30	Inverarity M (FR)	184	45	1993-94	Hogan TG (SC)	312	46
1930-31	Newman H (NEF)	268	52	1994-95	Ibbitson CA (CN)	293.7	50
1931-32	Martin E (ML)	162	42	1995-96	Zoehrer TJ (W)	380	45
1932-33	Halcombe RA (Central)	218.3	71	1996-97	Cary SR (SP)	339.3	49
1933-34	Halcombe RA (WP)	219	65	1997-98	Ellis DA (FR)		50
1934-35	Halcombe RA (C)	207	61	1998-99	Harvey KM (SC)	312.4	53
1935-36	Zimbulis AG (NP)	253	93	1999-00	Karppinen SJ (SP)	254.1	43
1936-37	Mills RL (S)	219	51	2000-01	Cary SR (WI)	381	52
1937-38	Zimbulis AG (NP)	153	62	2001-02	Cary SR (WI)	325	52
1938-39	Zimbulis AG (NP)	233	73	2002-03	Barnes JW (CN)	318.4	55
1939-40	Puckett CW (WP)	314	82	2003-04	Howman SG (SF)	409.4	56
1940-41	Puckett CW (WP)	310	73	2004-05	Keenan P (PE)	356.2	55
1941-42	Frankish RR (ML)	214	53	2005-06	MacDonald T (CN)	331.5	70
1942-43	Epstein J (WP)	183	53	2006-07	MacDonald T (CN)	291.1	58
1943-44	Puckett CW (WP)	249	99	2007-08	Scali R (PE)	269.2	54
1944-45	Puckett CW (WP)	236	73	2008-09	Lagana CA (WI)	292.5	50
1945-46	Purcell R (FR)	156	52	2009-10	Boyland JK (JO)	396.2	58
1946-47	Price RH (EP)	124	38	2010-11	Boyland JK (JO)	273.3	51
	Frankish RR (ML)	124	38	2011-12	Boyland JK (JO)	308.1	52
				2012-13	Anderson J (JO)	255.5	60
				2013-14	Penter AC (SP)	252.1	50

# BOWLING AVERAGES

Year	Name	O	M	R	Wkts	Ave	Year	Name	O	M	R	Wkts	Ave
1885-86	Randell SJ (PE)	-	-	123	39	3.15	1947-48	Lovett AF (SP)	181	-	616	59	10.44
1886-87	Bateman WA (FR)	-	-	127	47	2.70	1948-49	Price RH (EP)	203.6	30	580	55	10.54
1887-88	North FD (Metro)	-	-	179	44	4.06	1949-50	Dunn WP (C)	222.3	30	618	66	9.36
1888-89	Bateman WA (FR)	-	-	167	41	4.07	1950-51	Price RH (EP)	159	32	470	42	11.19
1889-90	Duffy WV (PE)	-	-	324	35	9.26	1951-52	Puckett CW (WP)	107.3	23	300	38	7.34
1890-91	Bishop EG (WP)	-	-	220	27	8.14	1952-53	Puckett CW (WP)	178.1	40	510	53	9.62
1891-92	Bishop EG (WP)	-	-	248	36	6.88	1953-54	Preen AT (FR)	252.6	46	652	60	10.86
1892-93	Thompson TH (FR)	-	-	363	42	8.64	1954-55	Strauss RB (UN)	282	65	700	71	9.85
1893-94	Bishop EG (WP)	-	-	443	60	7.38	1955-56	Dunn WP (CC)	134	35	325	34	9.55
1894-95	Bishop EG (WP)	-	-	233	35	6.65	1956-57	Rutherford JW (S)	186.5	49	388	44	8.82
1895-96	Bishop EG (Metro)	-	-	308	26	11.84	1957-58	Bevan HG (NP)	208.6	43	546	45	12.13
1896-97	Lockwood E (Austral)	-	-	289	37	7.81	1958-59	Gaunt RA (SP)	108.1	19	375	38	9.86
1897-98	Selk RA (EF)	-	-	483	46	10.50	1959-60	Zilko GS (MG)	108.4	21	339	38	8.92
1898-99	Bishop EG (CC)	-	-	388	33	11.75	1960-61	Edwards AR (WP)	77	11	250	25	10.00
1899-00	Caldwell CW (EP)	-	-	260	25	10.40	1961-62	Gallash I (N)	291.1	80	681	66	10.32
1900-01	Wright A (EF)	-	-	501	54	9.27	1962-63	John G (ML)	168.6	34	510	49	10.40
1901-02	Coyne TH (EP)	-	-	415	44	9.43	1963-64	Lock GAR (CC)	128.5	35	331	26	12.73
1902-03	Coyne TH (EP)	-	-	264	35	7.54	1964-65	Cooper FG (CC)	174	29	485	41	11.83
1903-04	Jones E (Clare)	-	-	231	28	8.25	1965-66	Yardley B (MG)	282	52	806	58	13.89
1904-05	Selk RA (SF)	-	-	599	68	8.81	1966-67	Hickmott GG (FR)	142.5	33	378	36	10.50
1905-06	Coyne TH (EP)	-	-	323	43	7.51	1967-68	Hubble JM (S)	159.7	34	460	40	11.50
1906-07	Selk RA (SF)	-	-	567	69	8.21	1968-69	Perrott MD (UN)	86	13	282	25	11.28
1907-08	Hogue WW (NF)	163.2	-	304	48	6.33	1969-70	MacGill TMD (NP)	156	43	424	33	12.85
1908-09	Selk RA (SF)	266.3	-	642	102	6.29	1970-71	Mann AL (MG)	153.4	35	376	30	12.53
1909-10	Christian AH (Corinthians)	183	37	603	68	8.86	1971-72	Massie RAL (BB)	80.5	19	224	26	8.60
1910-11	Christian AH (EP)	273	55	750	90	8.33	1972-73	Baker DJ (S)	168.6	32	456	39	11.69
1911-12	Christian AH (NP)	409.4	53	836	103	8.11	1973-74	Watson GD (S)	97.2	25	264	28	9.42
1912-13	Christian AH (NP)	212	42	512	77	6.64	1974-75	Thornton BT (SP)	144	29	409	35	11.68
1913-14	Christian AH (NP)	-	-	563	73	7.71	1975-76	Grayson PR (ML)	207.3	39	547	47	11.55
1914-15	Christian AH (NP)	224.4	50	621	86	7.22	1976-77	Clark WM (BB)	149.6	32	425	39	10.90
1915-16	Christian AH (NP)	156	25	489	69	7.08	1977-78	Alderman JW (N)	124.5	28	391	26	15.04
1916-17	Hughes WC (NP)	157.6	27	567	81	7.00	1978-79	Ireland DM (WP)	146.6	32	397	25	15.88
1917-18	Christian AH (NP)	91.4	11	334	52	6.42	1979-80	Malone MF (SC)	138.3	39	289	25	11.56
1918-19	Bandy RH (NP)	55.5	11	176	25	7.04	1980-81	Andrews WS (SP)	-	-	251	27	9.29
1919-20	Nurse HS (C)	71	6	264	31	8.51	1981-82	Clark WM (WP)	284.2	88	527	46	11.45
1920-21	Thomson B (C)	53	2	196	19	10.31	1982-83	Penter KJ (N)	192.6	69	325	33	9.85
1921-22	Christian AH (NP)	179.3	37	539	49	11.00	1983-84	Robinson CL (ME)	327	110	697	42	16.59
1922-23	Wilkinson L (MG)	37.2	6	145	16	9.06	1984-85	Robinson JG (UN)	214.2	53	470	32	14.69
1923-24	Evans WA (EP)	177	37	475	50	9.50	1985-86	Breman TG (SF)	123.2	51	380	31	12.26
1924-25	Hill AD (C)	144.4	26	388	44	8.81	1986-87	Smith DD (BM)	291.1	89	614	40	15.35
1925-26	Drew AD (Sub-Leed)	92.2	9	239	23	10.39	1987-88	Raven BJ (SF)	195	56	377	29	13.00
1926-27	Beasley J (Sub-Leed)	145.5	26	419	37	11.32	1988-89	Lilly KE (NP)	355	83	819	64	12.76
1927-28	Bryant RJ (MMtL)	273.3	42	688	66	10.42	1989-90	Raven BJ (SF)	293.3	75	750	55	13.64
1928-29	Williamson C (NP)	92.3	4	348	28	12.43	1990-91	Looby RG (ME)	194	57	399	27	14.77
1929-30	Smith F (NP)	89	5	318	23	13.82	1991-92	Russell RS (FR)	227.5	70	466	35	13.31
1930-31	Ditchburn AJ (MG)	159	33	472	31	15.22	1992-93	Hampson KB (MG)	199	51	502	35	14.34
1931-32	Bromley EH (FR)	128	18	330	28	11.78	1993-94	Capes PA (SF)	202	63	519	32	16.22
1932-33	Halcombe RA (Central)	218.3	25	783	71	11.03	1994-95	Coulson CE (SP)	117	50	467	33	13.85
1933-34	Halcombe RA (WP)	200.4	31	568	64	8.87	1995-96	Reid BA (BM)	193.3	67	387	28	13.82
1934-35	Halcombe RA (C)	207	24	539	61	8.83	1996-97	Nicholson MJ (SC)	149.3	47	366	30	12.20
1935-36	Zimbulis AG (NP)	253	23	1043	93	11.21	1997-98	Waite PD (SP)	176.5	47	455	32	14.22
1936-37	Eyres G (C)	96	13	279	31	9.00	1998-99	Ellis DA (FR)	191.3	70	348	30	11.60
1937-38	Eyres G (C)	199	38	493	50	9.86	1999-00	Swan GG (SF)	233	77	491	36	13.64
1938-39	Halcombe RA (C)	148	20	437	46	9.50	2000-01	McDonald CL (ML)	236	95	383	34	11.26
1939-40	Eyres G (C)	188	30	516	55	9.38	2001-02	Barnes JW (CN)	138.2	30	420	33	12.72
1940-41	Puckett CW (WP)	310	54	845	73	11.57	2002-03	Wilson P (ME)	168	58	298	30	9.93
1941-42	Wilberforce JH (EP)	127	8	537	44	12.20	2003-04	Bandy DC (SC)	187.1	46	452	41	11.02
1942-43	Drew AD (S)	89	6	391	37	10.56	2004-05	Petrie M (WI)	310.5	97	709	46	15.28
1943-44	Puckett CW (WP)	249	21	817	99	8.25	2005-06	MacDonald T (CN)	331.5	91	814	70	11.63
1944-45	Puckett CW (WP)	236	11	906	73	12.41	2006-07	MacDonald T (CN)	291.1	76	764	58	13.17
1945-46	O'Dwyer TE (S)	148	14	608	51	11.92	2007-08	Coetzee J (SC)	164.1	39	461	38	12.13
1946-47	Price RH (EP)	124	17	317	38	8.34	2008-09	Johnston MJ (WI)	195.4	42	616	34	18.12
							2009-10	Bandy DC (SF)	127.1	35	350	26	13.16
							2010-11	Russell S (ME)	217.3	69	454	33	13.76
							2011-12	Behrendorff JP (SF)	138.3	33	339	26	13.03
							2012-13	Anderson J (JO)	255.5	60	749	61	12.48
							2013-14	Porter DN (ME)	217	75	487	39	12.49

## PENNANT COMPETITION FIRST GRADE PREMIERS

1885-86	Metropolitans	1917-18	North Perth	1950-51	Mount Lawley	1983-84	South Perth
1886-87	Fremantle	1918-19	North Perth	1951-52	University	1984-85	Mount Lawley
1887-88	Fremantle/Metropolitans	1919-20	Claremont	1952-53	South Perth	1985-86	Bayswater-Morley
1888-89	Metropolitans	1920-21	Claremont	1953-54	University	1986-87	Mount Lawley
1889-90	Perth	1921-22	North Perth	1954-55	University	1987-88	Subiaco-Floreat
1890-91	Metropolitans	1922-23	East Perth	1955-56	South Perth	1988-89	Midland-Guildford
1891-92	West Perth	1923-24	East Perth	1956-57	South Perth	1989-90	Claremont-Nedlands
1892-93	Metropolitans	1924-25	East Perth	1957-58	North Perth	1990-91	Fremantle
1893-94	West Perth	1925-26	Fremantle	1958-59	North Perth	1991-92	Scarborough
1894-95	West Perth	1926-27	Fremantle	1959-60	South Perth	1992-93	Mt Lawley
	Metropolitans A	1927-28	Maylands-Mt Lawley	1960-61	University	1993-94	Midland-Guildford
1895-96	Metropolitans	1928-29	Claremont	1961-62	Nedlands	1994-95	Scarborough
1896-97	Karrakatta	1929-30	Subiaco-L'ville	1962-63	Nedlands	1995-96	Bayswater-Morley
1897-98	Karrakatta	1930-31	Fremantle	1963-64	University	1996-97	South Perth
1898-99	South Fremantle	1931-32	Fremantle	1964-65	Claremont-Cottesloe	1997-98	Scarborough
1899-00	East Perth	1932-33	North-East Province	1965-66	University	1998-99	Bayswater-Morley
1900-01	Claremont-Cottesloe	1933-34	Claremont	1966-67	Fremantle	1999-00	Scarborough
1901-02	East Perth	1934-35	Claremont	1967-68	University	2000-01	Subiaco-Floreat
1902-03	East Perth	1935-36	North Perth	1968-69	Midland-Guildford	2001-02	Subiaco-Floreat
1903-04	East Fremantle	1936-37	Subiaco	1969-70	Midland-Guildford	2002-03	Subiaco-Floreat
1904-05	North Perth	1937-38	Claremont	1970-71	West Perth	2003-04	Melville
1905-06	North Perth	1938-39	North Perth	1971-72	Subiaco	2004-05	Melville
1906-07	North Fremantle	1939-40	Subiaco	1972-73	Claremont-Cottesloe	2005-06	Claremont-Nedlands
1907-08	North Fremantle	1940-41	West Perth	1973-74	Subiaco	2006-07	Scarborough
1908-09	Corinthians	1941-42	Claremont	1974-75	University	2007-08	Scarborough
1909-10	North Fremantle	1942-43 <sup>†</sup>	Subiaco	1975-76	Fremantle	2008-09	Scarborough
1910-11	East Perth	1943-44 <sup>†</sup>	West Perth	1976-77	Scarborough	2009-10	Scarborough
1911-12	Fremantle	1944-45 <sup>†</sup>	Claremont-Fremantle	1977-78	North Perth	2010-11	Subiaco-Floreat
1912-13	East Perth	1945-46	Subiaco	1978-79	Fremantle	2011-12	Wanneroo
1913-14	North Perth	1946-47	Subiaco	1979-80	Melville	2012-13	Joondalup
1914-15	North Perth	1947-48	West Perth	1980-81	Fremantle	2013-14	Wanneroo
1915-16	North Perth	1948-49	East Perth	1981-82	Mount Lawley		
1916-17	North Perth	1949-50	South Perth	1982-83	Mount Lawley		

\* NE Province comprised players from Mount Lawley & Midland Junction Clubs

† One day game

## CLUB CHAMPIONSHIP WINNERS

1949-50	South Perth	1966-67	University	1983-84	Fremantle	2000-01	Subiaco-Floreat
1950-51	North Perth	1967-68	Nedlands	1984-85	Fremantle	2001-02	Subiaco-Floreat
1951-52	North Perth	1968-69	Midland-Guildford	1985-86	Fremantle	2002-03	Bayswater-Morley
1952-53	South Perth	1969-70	South Perth	1986-87	Fremantle	2003-04	Scarborough
1953-54	Fremantle	1970-71	Perth	1987-88	Subiaco-Floreat	2004-05	Scarborough
1954-55	South Perth	1971-72	Subiaco	1988-89	North Perth	2005-06	South Perth
1955-56	South Perth	1972-73	Subiaco	1989-90	Claremont-Nedlands	2006-07	Fremantle
1956-57	Claremont-Cottesloe	1973-74	Perth	1990-91	Subiaco-Floreat	2007-08	Perth
1957-58	University	1974-75	South Perth	1991-92	Fremantle	2008-09	Bayswater-Morley
1958-59	University	1975-76	Fremantle	1992-93	Midland-Guildford	2009-10	Bayswater-Morley
1959-60	South Perth	1976-77	Midland-Guildford	1993-94	Scarborough	2010-11	South Perth
1960-61	University	1977-78	Fremantle	1994-95	Midland-Guildford	2011-12	Wanneroo
1961-62	University	1978-79	Subiaco-Floreat	1995-96	Bayswater-Morley	2012-13	Claremont-Nedlands
1962-63	South Perth	1979-80	North Perth	1996-97	Scarborough	2013-14	Claremont-Nedlands
1963-64	South Perth	1980-81	North Perth	1997-98	Bayswater Morley		
1964-65	South Perth	1981-82	North Perth	1998-99	Melville		
1965-66	South Perth	1982-83	Perth	1999-00	Scarborough		

## TOP PERFORMERS IN PENNANT CRICKET

### BATTING (RUNS)

12045	Rowe SHD	8445	Randall AC
10164	Glew SA	8443	Harris DJ
10004	McGuire JP	8414	Bandy DC
9758	McKenzie DC	8367	Mann AL
9458	Bandy LH	8329	Lavender MP
9453	Ireland GJ	8268	Rigg BA
9448	Howard HC	8238	Langer RS
9106	Edwards AR	8035	Taaffe FH
9095	Rigg HWH	7855	Evans WA
9054	Dick IR	7795	Charlesworth L
9050	Vernon MT	7682	Bott LC
8688	Heron CJ	7649	Gartrell KB
8632	Chadwick D	7603	Varis L

### BOWLING (WICKETS)

1002	Christian AH	586	Baker DJ
959	Selk RA	575	Bush GEW
933	Mann AL	571	Halcombe RA
805	Bevan HG	565	Stubbs JRM
741	Bishop EG	564	Inverarity M
724	Strauss RB	561	Dunn WP
720	Evans WA	552	Hagdorn KJ
669	Puckett CW	551	Gorringe HR
663	Zimbulis AG	550	O'Neill MJ
633	Everett JS	546	Hogan TG
619	O'Dwyer TE	512	Yardley B
601	Edmondson HPD	509	Varis L
592	Hoare DE		



Platinum Partner  
**alcohol**  
**thinkagain**



**Western Australian Cricket Association Incorporated**

WACA Ground, Nelson Crescent, East Perth, WA 6004  
PO Box 6045, East Perth, WA 6892

**P:** +61 8 9265 7222

**F:** +61 8 9265 7275

**E:** [info@waca.com.au](mailto:info@waca.com.au)

**[waca.com.au](http://waca.com.au)**



**wacriccket**



**@waca\_cricket**